

Results



Event: Queensland Veteran Championships

Dates: 2nd August to 4th August 2008

Venue: Wynnum, Queensland

O/40 Mens Teams Results

		Brisbane			Gold Coast			Mackay			Townsville			Wynnum				Composite			Wins	Losses	Team Rubbers Won	Ratio
		David Engstrom	Gavin Lane	Anthony Valkovic	Steve Mitchell	Peter Grainger	Paul Kilmister	Neil Brown	David Ting	Charlie Payne	Paul Jones	John Sherrif	Max Wellington	Steve Yallop	Rod Clarke	Bodo Rose	Alex Husin	Henning Hanson	Roy Newcombe	Peng Yu				
Brisbane	David Engstrom	-	-	-							0/3	3/2	0/3					3/2	0/3	3/1	3	3	12	50%
	Gavin Lane	2/3	3/2	3/0							0/3	3/0	0/3					3/1	2/3	3/0	5	4		56%
	Anthony Valkovic	0/3	3/0	2/3								0/3	3/2	0/3				3/0	1/3	3/0	4	5		44%
Gold Coast	Steve Mitchell	-	3/2	3/0				3/0	3/0	3/0				3/2	-	2/3	3/1				7	1	15	88%
	Peter Grainger	-	2/3	0/3				3/1	3/0	3/0				1/3	-	0/3	3/2				4	4		50%
	Paul Kilmister	-	0/3	3/2				3/0	3/0	3/0				0/3	-	0/3	0/3				4	4		50%
Mackay	Neil Brown				0/3	1/3	0/3							1/3	1/3	-	0/3				0	6	0	0%
	David Ting				0/3	0/3	0/3							0/3	1/3	-	0/3				0	6		0%
	Charlie Payne				0/3	0/3	0/3							0/3	1/3	-	0/3				0	6		0%
Townsville	Paul Jones	3/0	3/0	3/0										3/1	-	1/3	3/0	3/0	2/3	3/0	7	2	18	78%
	John Sherrif	2/3	0/3	2/3										1/3	-	0/3	3/1	3/0	1/3	3/0	3	6		33%
	Max Wellington	3/0	3/0	3/0										3/0	-	3/0	3/1	3/0	0/3	3/0	8	1		89%
Wynnum	Steve Yallop				2/3	3/1	3/0	3/1	3/0	3/0	1/3	3/1	0/3								6	3	18	67%
	Rod Clarke				-	-	-	3/1	3/1	3/1	-	-	-								3	0		100%
	Bodo Rose				3/2	3/0	3/0	-	-	-	3/1	3/0	0/3								5	1		83%
	Alex Husin				1/3	2/3	3/0	3/0	3/0	3/0	0/3	1/3	1/3								4	5		44%
Composite	Henning Hanson	3/2	1/3	0/3							0/3	0/3	0/3								1	5	7	17%
	Roy Newcombe	3/0	3/2	3/1							3/2	3/1	3/0								6	0		100%
	Peng Yu	1/3	0/3	0/3							0/3	0/3	0/3								0	6		0%
Games Lost																								

	Brisbane	Gold Coast	Mackay	Townsville	Wynnum	Composite	Team Wins	Team Losses	Team Rank	Position
Brisbane		3/6		3/6		6/3	1	2	4	
Gold Coast	6/3		9/0		3/6		2	1	3	
Mackay		0/9			0/9		0	2	-	
Townsville	6/3				6/3	6/3	3	0	1	
Wynnum		6/3	9/0	3/6			2	1	2	
Composite	3/6			3/6			0	2	-	

O/40 Womens Team Results

		Mackay		Wynnum		Townsville		Composite 1			Wins	Losses	Rubbers Won	Ratio
		Rhonda Payne	Karen Smith	Margaret Kranz	Kathy Willis	Andrea McDonnell	Ann Sellwood	Bernadette Caldwell	Gillian Lawrence	Jan Yu				
Mackay	Rhonda Payne			0/3	1/3	0/3	0/3	0/3	-	2/3	0	6	6	0%
	Karen Smith			3/0	3/0	3/1	3/2	3/1	-	3/0	6	0		100%
Wynnum	Margaret Kranz	3/0	0/3			0/3	3/1	-	3/1	3/1	4	2	6	67%
	Kathy Willis	3/1	0/3			0/3	1/3	-	2/3	3/2	2	4		33%
Townsville	Andrea McDonnell	3/0	1/3	3/0	3/0			1/3	3/0	-	4	2	6	67%
	Ann Sellwood	3/0	2/3	1/3	3/1			1/3	2/3	-	2	4		33%
Composite 1	Bernadette Caldwell	3/0	1/3	-	-	3/1	3/1				3	1	6	75%
	Gillian Lawrence	-	-	1/3	3/2	0/3	3/2				2	2		50%
	Jan Yu	3/2	0/3	1/3	2/3	-	-				1	3		25%
Games Lost				d										

	Mackay	Wynnum	Townsville	Composite 1	Team Wins	Team Losses	Team Rank	Position
Mackay		3/2	2/3	2/3	1	2	3	
Wynnum	2/3		1/4	3/2	1	2	4	
Townsville	3/2	4/1		2/3	2	1	2	
Composite 1	3/2	2/3	3/2		2	1	1	

O/50 Mens Teams Results

		Far North Coast			Gold Coast			Redcliffe			Toowoomba			Wynnum				Composite			Wins	Losses	Team Rubbers Won	Ratio
		Col Gradwell	Werner Borkhardt	Brian Wiese	Tony Webb	Paul Cheung	Thomas Samuelsson	Graeme Foley	John Wang	Terry Denny	David Rogers	Greg Dinsey	Ron Hill	Allen Drury	Edwin Hammond	Don Geeves	George Opatrny	Warren Wuttke	Terry Morato	Paul Uttley				
Far North Coast	Col Gradwell													1/3	1/3	-	3/0	1/3	0/3	1/3	1	5	6	17%
	Werner Borkhardt													1/3	3/1	-	3/0	2/3	1/3	3/1	3	3		50%
	Brian Wiese													0/3	3/1	-	3/0	1/3	0/3	2/3	2	4		33%
Gold Coast	Tony Webb							3/0	3/1	3/0	3/0	3/0	1/3					1/3	3/1	3/0	7	2	24	78%
	Paul Cheung							1/3	3/0	3/0	3/0	3/0	3/0					3/2	3/1	3/1	8	1		89%
	Thomas Samuelsson							3/1	3/0	3/0	3/0	3/0	3/0					3/2	3/0	3/0	9	0		100%
Redcliffe	Graeme Foley				0/3	3/1	1/3				3/0	3/1	2/3								3	3	6	50%
	John Wang				1/3	0/3	0/3				3/2	1/3	0/3							1	5	17%		
	Terry Denny				0/3	0/3	0/3				3/0	3/0	2/3							2	4	33%		
Toowoomba	David Rogers				0/3	0/3	0/3	0/3	2/3	0/3											0	6	5	0%
	Greg Dinsey				0/3	0/3	0/3	3/1	3/1	0/3											2	4		33%
	Ron Hill				1/3	0/3	0/3	3/2	3/0	3/2											3	3		50%
Wynnum	Allen Drury	3/1	3/1	3/0														2/3	3/1	3/0	5	1	7	83%
	Edwin Hammond	3/1	1/3	1/3														3/2	2/3	2/3	2	4		33%
	Don Geeves	-	-	-														2/3	1/3	0/3	0	3		0%
	George Opatrny	0/3	0/3	0/3														-	-	-	0	3		0%
Composite	Warren Wuttke	3/1	3/2	3/1	3/1	2/3	2/3							3/2	2/3	3/2	-				6	3	15	67%
	Terry Morato	3/0	3/1	3/0	1/3	1/3	0/3							1/3	3/2	3/1	-				5	4		56%
	Paul Uttley	3/1	1/3	3/2	0/3	1/3	0/3							0/3	3/2	3/0	-				4	5		44%
Games Lost																								

	Far North Coast	Gold Coast	Redcliffe	Toowoomba	Wynnum	Composite	Team Wins	Team Losses	Team Rank	Position
Far North Coast					5/4	1/8	1	1		
Gold Coast			8/1	9/0		8/1	3	0	1	
Redcliffe		1/8		4/5			0	2		
Toowoomba		0/9	5/4				1	1		
Wynnum	4/5					3/6	0	2		
Composite	8/1	1/8			6/3		2	1	2	

O/60 Mens Team Results

		Brisbane		Gold Coast 1		Gold Coast 2		Townsville		Sunshine Coast		Composite		Wins	Losses	Rubbish Won	Ratio
		Mike Jenkins	Lionel Hurst	Geoff McLachlan	Stan Bierzynski	Zark Roksandic	Barry Bycroft	Morrie Bligh	Harry Bligh	Ian Oakley	Ken Hay	Eddi Lee	Col Germain				
Brisbane	Mike Jenkins					3/1	3/0	1/3	3/1	3/2	1/3			4	2	10	67%
	Lionel Hurst					3/2	3/0	3/2	3/1	3/0	3/2			6	0		100%
Gold Coast 1	Geoff McLachlan									0/3	0/3	2/3	3/2	1	3	4	25%
	Stan Bierzynski									3/2	1/3	3/2	3/0	3	1		75%
Gold Coast 2	Zark Roksandic	2/3	1/3					3/1	3/0					2	2	4	50%
	Barry Bycroft	0/3	0/3					3/0	3/1					2	2		50%
Townsville	Morrie Bligh	3/1	2/3			3/1	0/3							2	2	2	50%
	Harry Bligh	1/3	1/3			0/3	1/3							0	4		0%
Sunshine Coast	Ian Oakley	2/3	0/3	3/0	2/3							0/3	3/1	2	4	7	33%
	Ken Hay	3/1	2/3	3/0	3/1							3/1	3/0	5	1		83%
Composite	Eddi Lee			3/2	2/3					3/0	1/3			2	2	2	50%
	Col Germain			2/3	0/3					0/3	0/3			0	4		0%
Games Lost																	

	Brisbane	Gold Coast 1	Gold Coast 2	Townsville	Sunshine Coast	Composite	Team Wins	Team Losses	Team Rank	Position
Brisbane			5/0	4/1	3/1		3	0	1	
Gold Coast 1					2/3	4/1	1	1		
Gold Coast 2	0/5			5/0			1	1		
Townsville	1/4		0/5				0	2		
Sunshine Coast	1/3	3/2				4/1	2	1	2	
Composite		1/4			1/4		0	2		

O/50 & O/60 Womens Team Results

		Brisbane		Mackay		Toowoomba		Wins	Losses	Rubbers Won	Ratio
		Joyce Woodward	Judy Engstrom	Val Austin	Coral Morgan	Jill Whisson	Jackie Speers				
Brisbane	Joyce Woodward			0/3	2/3	0/3	3/2	1	3	5	25%
	Judy Engstrom			3/1	3/2	3/0	3/2	4	0		100%
Mackay	Val Austin	3/0	1/3			0/3	1/3	1	3	2	25%
	Coral Morgan	3/2	2/3			0/3	2/3	1	3		25%
Toowoomba	Jill Whisson	3/0	0/3	3/0	3/0			3	1	5	75%
	Jackie Speers	2/3	2/3	3/1	3/2			2	2		50%
Games Lost											

	Brisbane	Mackay	Toowoomba	Team Wins	Team Losses	Team Rank	Position
Brisbane		2/3	3/2	1	1	2	
Mackay	3/2		0/5	1	1	3	
Toowoomba	2/3	5/0		1	1	1	

O/70 Mens Team Results

		Far North Coast 1		Far North Coast 2		Wynnum		Wins	Losses	Rubbings Won	Ratio
		Frank Mather	Jim Armstrong	Tom Ducker	Geoff Simes	Frank Maskell	Barry Bycroft				
Far North Coast 1	Frank Mather			3/2	2/3	1/3	3/1	2	2	4	50%
	Jim Armstrong			3/0	1/3	0/3	3/2	2	2		50%
Far North Coast 2	Tom Ducker	2/3	0/3			0/3	1/3	0	4	2	0%
	Geoff Simes	3/2	3/1			0/3	0/3	2	2		50%
Wynnum	Frank Maskell	3/1	3/0	3/0	3/0			4	0	6	100%
	Barry Bycroft	1/3	2/3	3/1	3/0			2	2		50%
Games Lost											

	Far North Coast 1	Far North Coast 2	Wynnum	Team Wins	Team Losses	Team Rank	Position
Far North Coast 1		3/2	2/3	1	1	2	
Far North Coast 2	2/3		0/5	0	2	3	
Wynnum	3/2	5/0		2	0	1	

General Event Timetable

(Events Cancelled: O/70s Women's Singles, Doubles and Teams)

TEAM EVENTS - SATURDAY								
TIME	TABLE 1	TABLE 2	TABLE 3	TABLE 4	TABLE 5	TABLE 6	TABLE 7	TABLE 8
9.00AM	ROUND 1	ROUND 1	ROUND 1	ROUND 1	ROUND 1	ROUND 1	ROUND 1	
	O 60 M	O 40 M	O 40 M	O 50 M	O 50 M	O 60 M	O 70 M	10.30AM
11.00AM	ROUND 1					ROUND 1	ROUND 1	ROUND 2
	O 40 W					O 50 W	O 40 W	O70 M
12NOON		ROUND 2	ROUND 2	ROUND 2	ROUND 2			ROUND 3
		O 40 M	O 50 M	O 40 M	O 50 M			O70 M
1:00 PM	ROUND 2					ROUND 2		
	O 60 M					O 60 M		
3.00PM	ROUND 2	ROUND 3	ROUND 3	ROUND 3	ROUND 3		ROUND 2	
4.00PM	O 40 W	O 40 M	O 40 M	O 50 M	O 50 M	ROUND 2	O 50 W	
5.00PM	ROUND 3					O 40 W	ROUND 3	
	O 60 M						O 60 M	
7.30PM	ROUND 3	1 V 1	1 V 1	1 V 1	ROUND 3	ROUND 3		
FINALS	O 40 W	O 40 M	O 50 M	O 60 M	O 40 W	O 50 W		


SINGLES EVENTS - SUNDAY							
TIME	TABLE 1	TABLE 2	TABLE 3	TABLE 4	TABLE 5	TABLE 6	TABLE 7
9.00AM	GA O50 M	GB O50 M	GC O50 M	GI O50 M	GA O50 W	GB O50 W	
10.00AM	R2 O50 M	R2 O50 M	GG O50 M	GF O50 M	GH O50 M	GD O50 M	GA O40 W
11.00AM	QF O50 M	QF O50 M	QF O50 M	QF O50 M	SF O40 W		
11.30AM	GA O70 M	SF O50 M	SF O50 M	GB O70 M	F O50 W	GC O70 M	GB O40 W
12 NOON			F O50 M				
12.30PM	SF O70 M		GD O40 W	SF O70 M	GC O40 W		
1.15PM	GA O60 M	GC O60 M		F O70 M		GD O60 M	GB O60M
1.30PM			SF O40 W		SF O40 W		
2.00PM					F O40 W		
2.30PM	R2 O60 M	R2 O60 M	GF O60 M	GE O60 M	GI O40 M	GA O60 W	GB O60 W
3.30PM	GG O40 M	GH O40 M	GA O40 M	QF O60 M			
4.00PM				SF O60 M	SF O60 M	SF O60 W	SF O60 W
4.15PM							
4.45PM	GB O40 M	GC O40 M	GD O40 M	GE O40 M	GF O40 M	F O60 W	F O60 M
5.45PM		R2 O40 M	R2 O40 M				
6.15PM	QF O40 M	QF O40 M	QF O40 M	QF O40 M			
6.45PM			SF O40 M	SF O40 M			
7.30PM			F O40 M				

DOUBLES EVENTS - MONDAY							
TIME	TABLE 1	TABLE 2	TABLE 3	TABLE 4	TABLE 5	TABLE 6	TABLE 7
9.00AM	GA O40 X	GB O40 X	GC O40 X	SF O60 X	SF O60 X	GB O70 M	GA O70 M
9.30AM				F O60 X			
10.00AM	QF O40 X		SF O40 X	GA O60 M	GB O60 M		
10.30AM		GB O50 X	SF O40 X			F O70 M	
11.00AM	F O60 W		F O40 X	SF O60 M			
11.30AM	GB O40 W	SF O50 X	SF O50 X	F O60 M			
12 NOON		F O50 X	GA O40 W		R1 O50 W		
12.30PM	F O40 W	GA O50 M		GB O50 M	R2 O50 W	GC O50 M	
1.00PM	QF O50 M				R3 O50 W		
1.30PM	SF O50 M	GA O40 M	SF O50 M	GB O40 M			
2.00PM	F O50 M						
2.30PM		SF O40 M	SF O40 M				
3.00PM			F O40 M				

QUEENSLAND VETERANS 2008

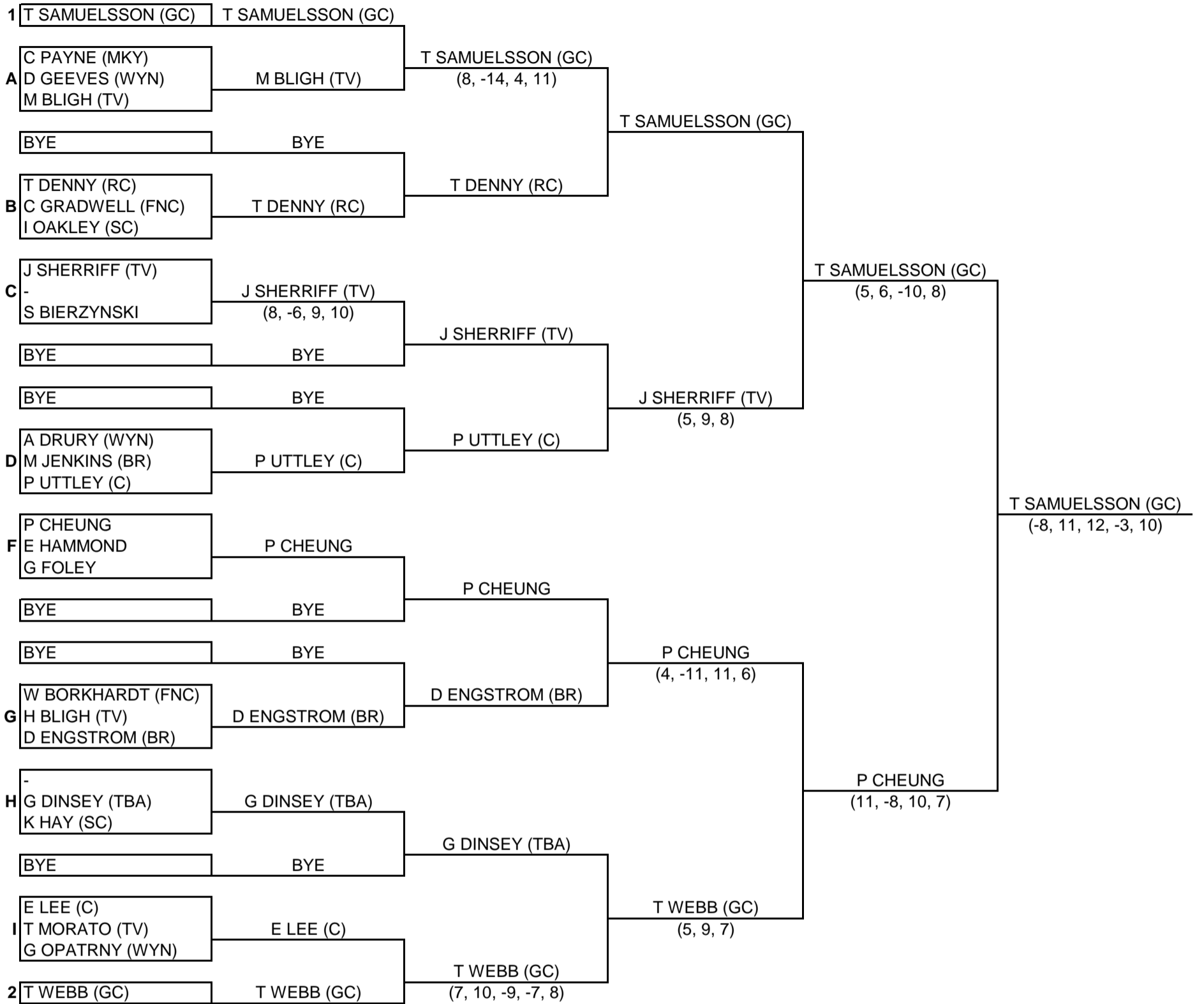
EVENT NO: 1

MENS O40 SINGLES
SUNDAY



QUEENSLAND VETERANS 2008

EVENT NO: 6 SUNDAY MENS O50 SINGLES





QUEENSLAND VETERANS 2008

EVENT NO: 11

SUNDAY

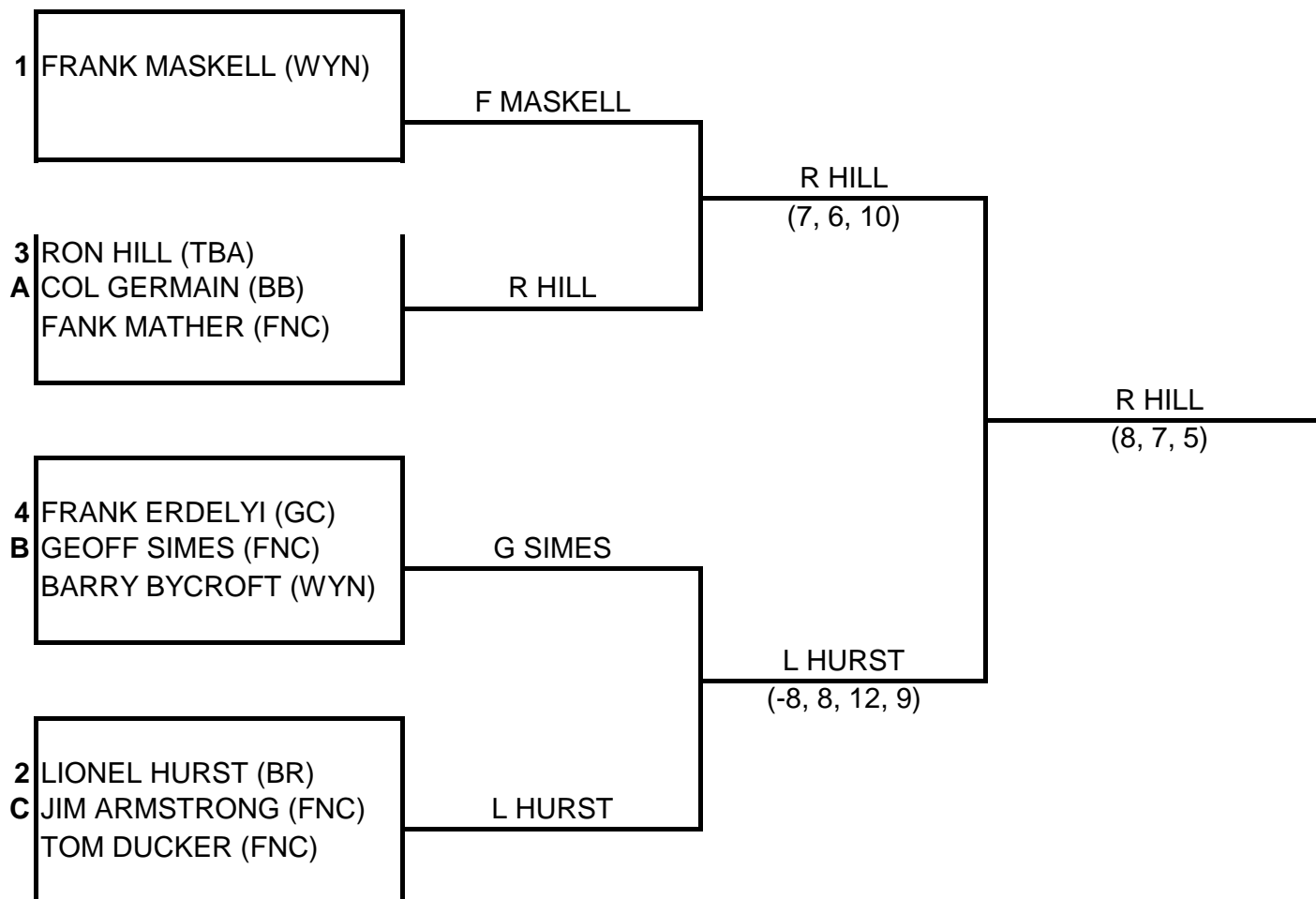
MENS 060 SINGLES



QUEENSLAND VETERANS 2008

EVENT NO: 16

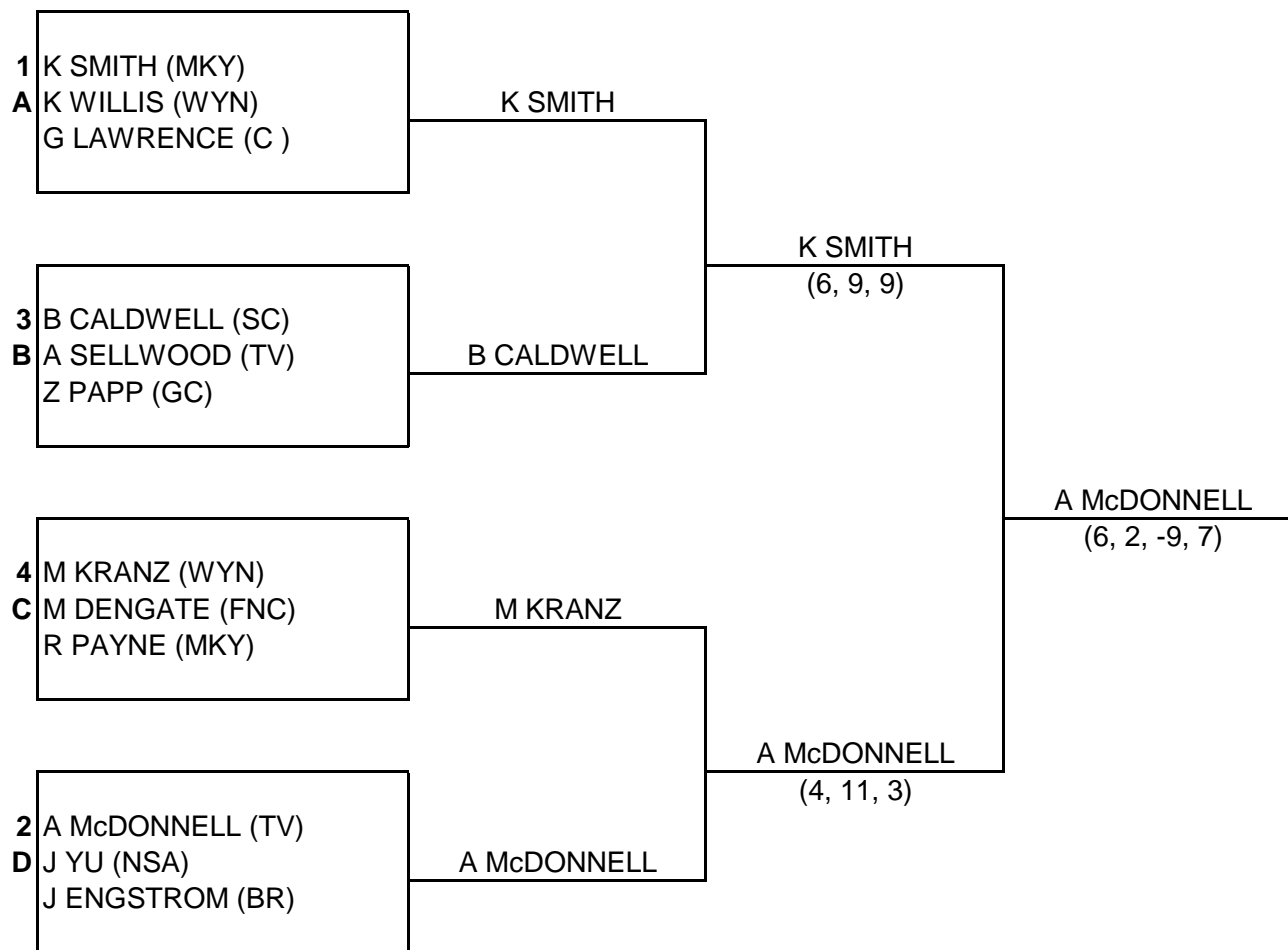
SUNDAY MENS O70 SINGLES

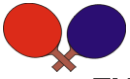


QUEENSLAND VETERANS 2008

EVENT NO: 2

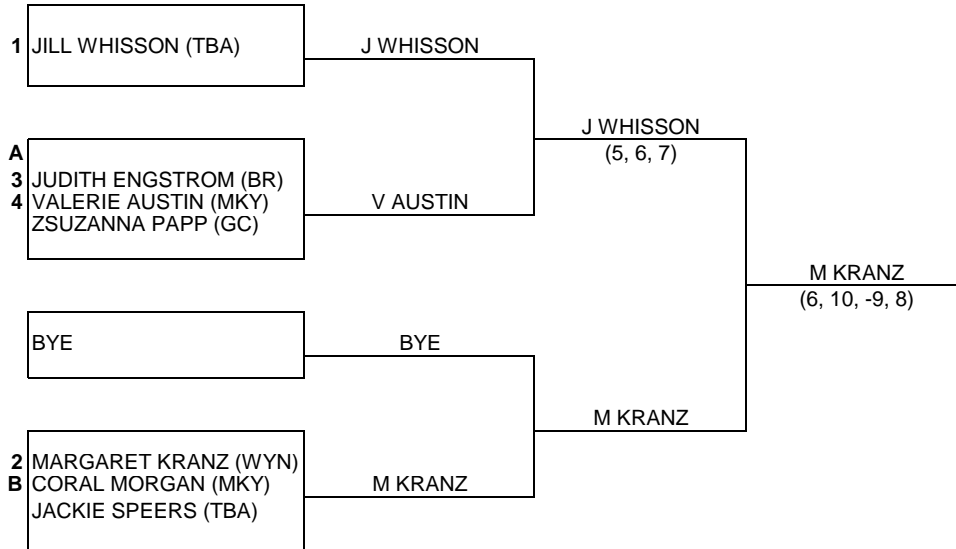
SUNDAY WOMENS O40 SINGLES

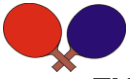




QUEENSLAND VETERANS 2008

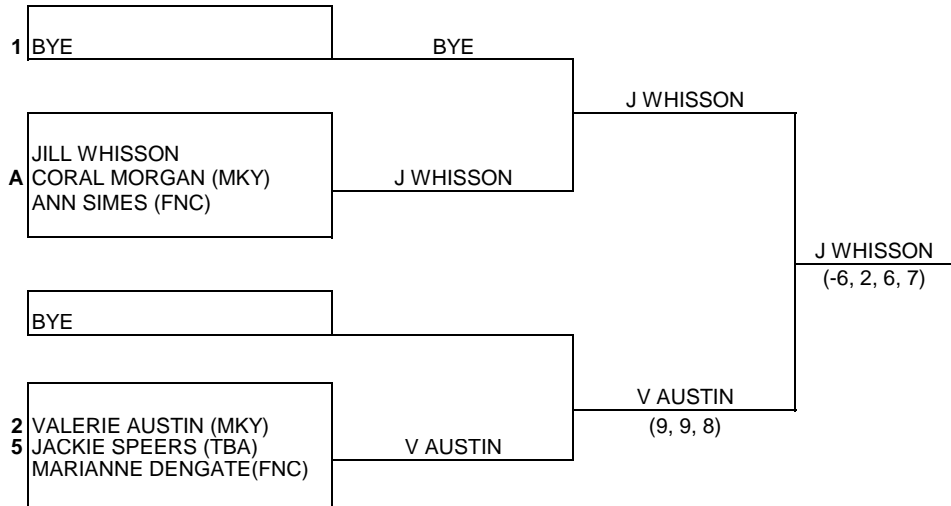
EVENT NO: 7 SUNDAY WOMENS O50 SINGLES





QUEENSLAND VETERANS 2008

EVENT NO: 12 SUNDAY WOMENS O60 SINGLES



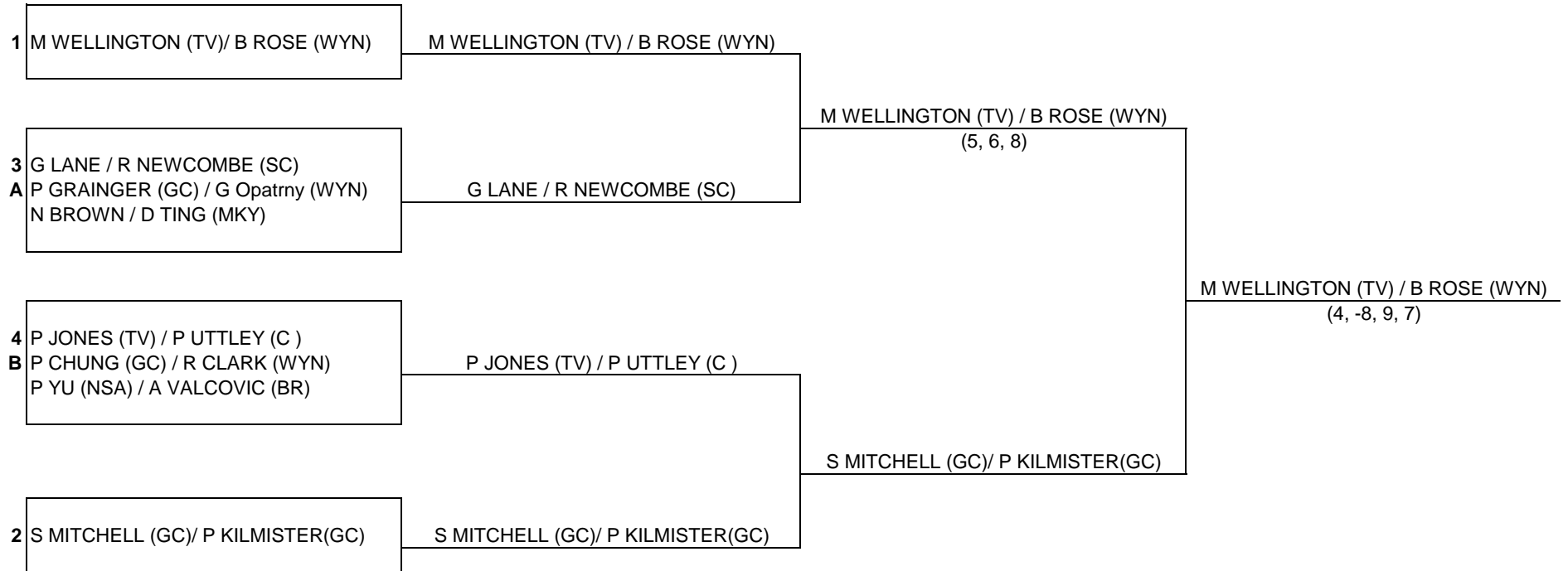


QUEENSLAND VETERANS 2008

EVENT NO: 3

MONDAY

MENS 040 DOUBLES



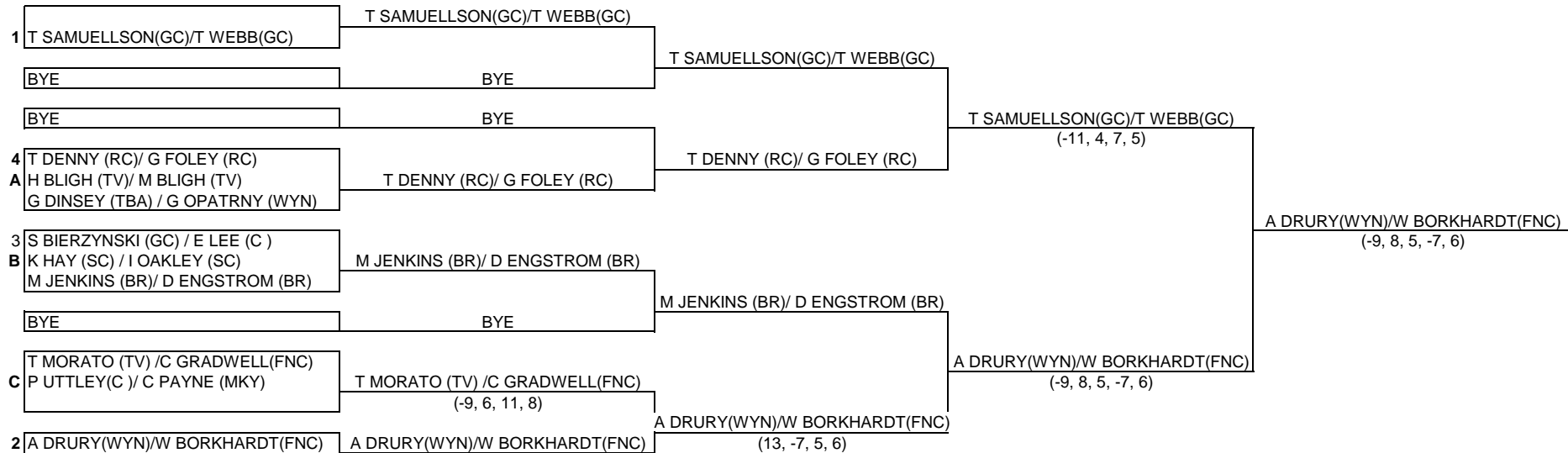


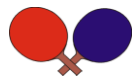
QUEENSLAND VETERANS 2008

EVENT NO: 8

MONDAY

MENS 050 DOUBLES



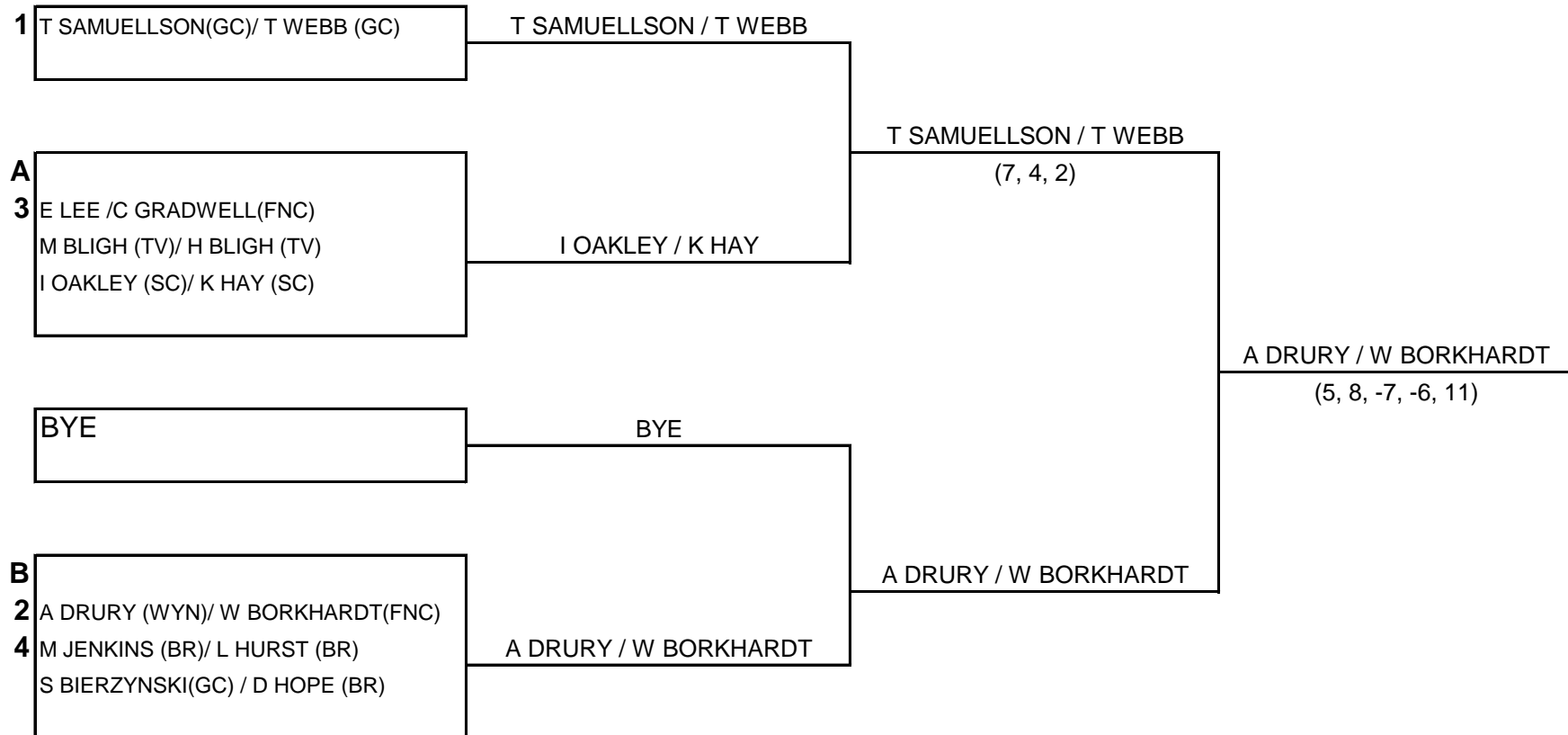


QUEENSLAND VETERANS 2008

EVENT NO: 13

MONDAY

MENS 060 DOUBLES





QUEENSLAND VETERANS 2008

EVENT NO: 18

MONDAY

MENS 070 DOUBLES

1	FRANK MASKELL (WYN)		
	BARRY BYCROFT (WYN)		
	A		
	JIM ARMSTRONG (GC)		
	FRANK MATHER (GC)		
		F MASKELL B BYCROFT	
		(9, -11, 8, 7)	
			F MASKELL B BYCROFT
			(7, 9, 8)
2	RON HILL / FRANK ERDELYI (GC)	L HURST	
B	LIONEL HURST / TOM DUCKER (FNC)	T DUCKER	
	GEOFF SIMES / COL GERMAIN (BB)	(2, -8, 12, 7)	

QUEENSLAND VETERANS 2008

EVENT NO: 4

MONDAY WOMENS O40 DOUBLES

1	A McDONNELL (TV) K SMITH (MKY)	A McDONNELL (TV) / K SMITH (6, -8, 6, 6)	A McDONNELL (TV) / K SMITH (-6, 10, -5, 4, 6)
	K WILLIS (WYN) M KRANZ (WYN)		
2	B CALDWELL (SC) / J YU (NSA) A SELLWOOD(TSV)/G LAWRENCE(C) R PAYNE (MKY)/ Z PAPP (GC)	B CALDWELL (SC) / J YU (NSA)	



QUEENSLAND VETERANS 2008

EVENT NO: 9 MONDAY

WOMENS O50 DOUBLES

- 1 J WHISSON / J SPEERS (TBA)
- 2 V AUSTIN / C MORGAN (MKY)
- 3 M KRANZ (WYN)/ Z PAPP (GC)

MATCH 1	G1	G2	G3	G4	G5	GAMES	MATCH
1 J WHISSON / J SPEERS (TBA)	10	11	11	6	14	3	1
3 M KRANZ (WYN)/ Z PAPP (GC)	12	6	4	11	12	2	-

MATCH 2	G1	G2	G3	G4	G5	GAMES	MATCH
2 V AUSTIN / C MORGAN (MKY)	5	13	12	6	-	3	1
3 M KRANZ (WYN)/ Z PAPP (GC)	11	11	10	11	-	1	-

MATCH 3	G1	G2	G3	G4	G5	GAMES	MATCH
1 J WHISSON / J SPEERS (TBA)	11	11	8	11	-	3	1
2 V AUSTIN / C MORGAN (MKY)	4	9	11	6	-	1	-

FIRST: J WHISSON / J SPEERS (TBA)
SECOND: V AUSTIN / C MORGAN (MKY)
THIRD: M KRANZ (WYN)/ Z PAPP (GC)

NO PARTNER J ENGSTROM (BR)

QUEENSLAND VETERANS 2008

EVENT NO: 14 FINAL MONDAY

WOMENS 060 DOUBLES

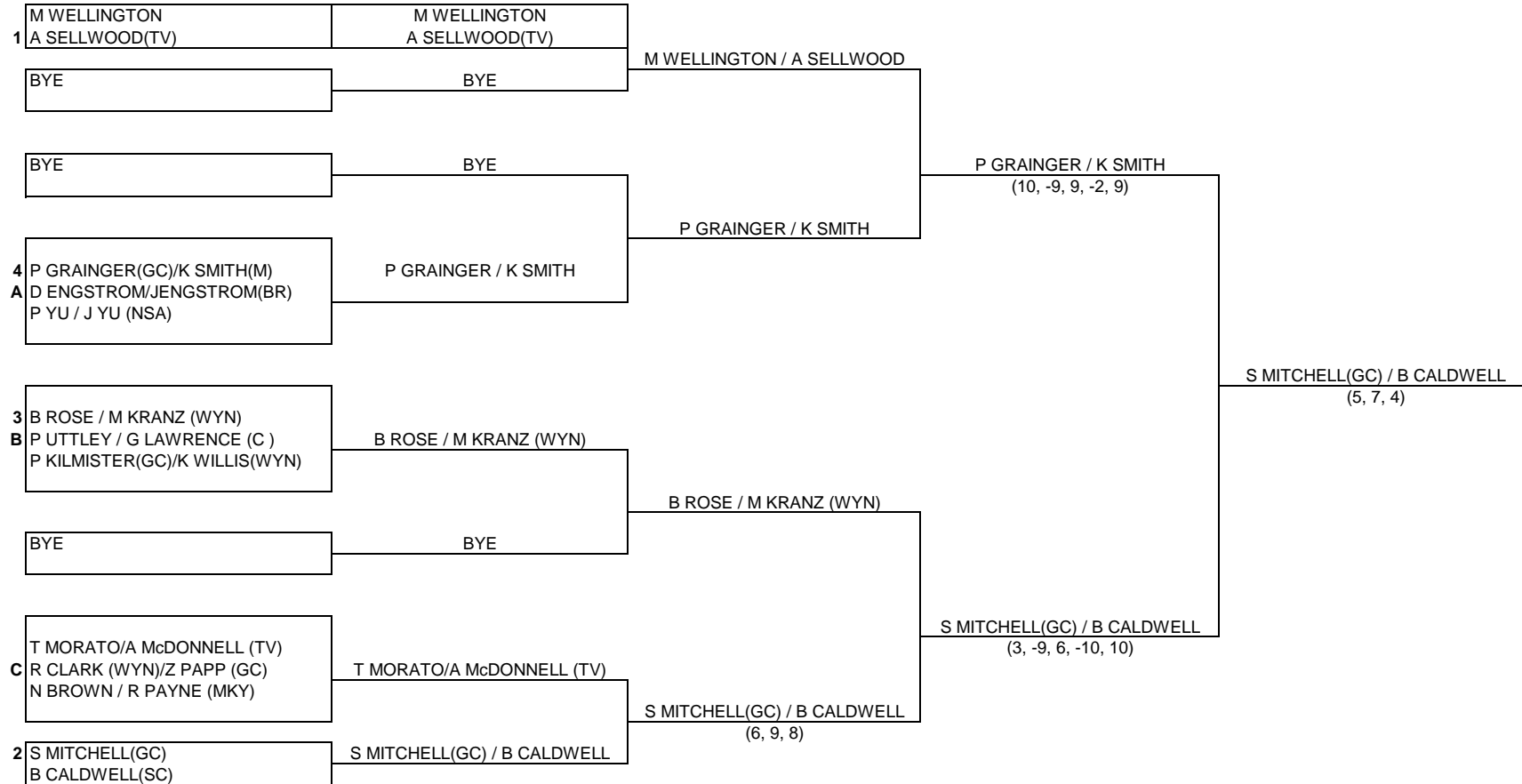
1	JILL WHISSON / JACKIE SPEERS (TBA)	J WHISSON / J SPEERS (-8, -8, 8, 4, 7)
2	VAL AUSTIN / CORAL MORGAN (MKY)	



QUEENSLAND VETERANS 2008

EVENT NO: 5

MONDAY MIXED O40 DOUBLES

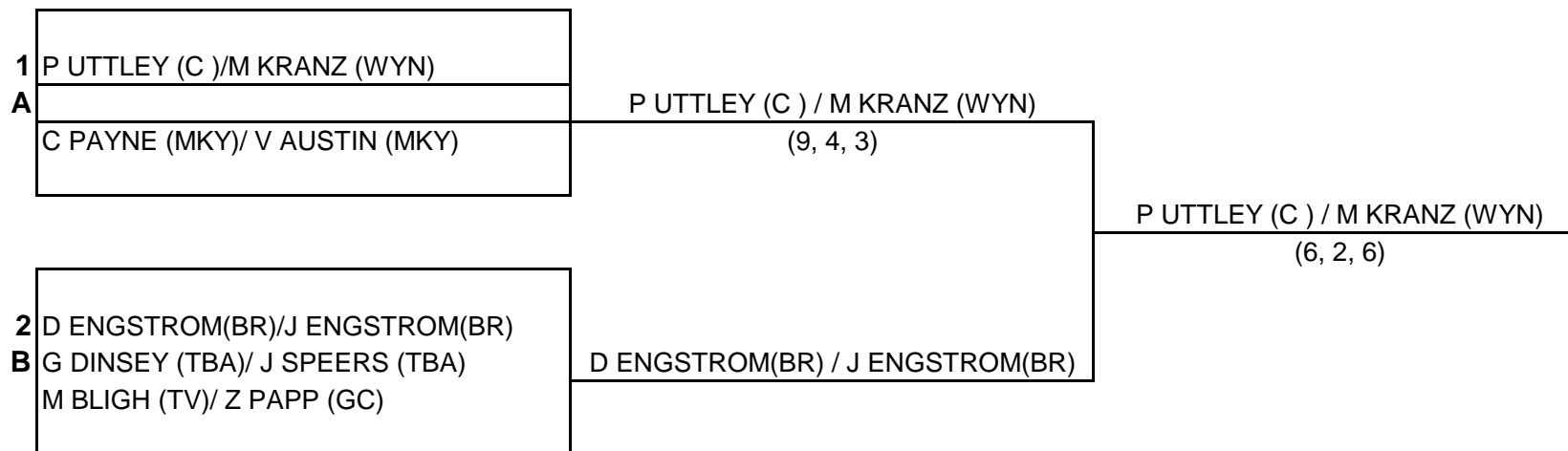


QUEENSLAND VETERANS 2008

EVENT NO: 10

MONDAY

MIXED O50 DOUBLES





QUEENSLAND VETERANS 2008

EVENT NO: 15

MONDAY

MIXED 060 DOUBLES

1	ALLEN DRURY (WYN)	A DRURY	J WHISSON
	JILL WHISSON (TBA)		
	MIKE JENKINS (BR)	A DRURY	J WHISSON
	JOYCE WOODWARD(BR)		
	MORRIE BLIGH (TV)	W BORKHARDT	J SPEARS
	VAL AUSTIN (MKY)		
	WERNER BORKHARDT (FNC)		
	JACKI SPEERS (TBA)		