

Queensland Juniors 2016

30 March - 2 April

Brisbane



RESULTS

UNDER 18 BOYS' TEAMS

	Brisbane	Gold Coast	Townsville A	Bundaberg A	Presidents 1	Presidents 2	Townsville B	University	Wynnum	Bundaberg B	WINS	LOSSES	MP (Match Points)	PLACE
Brisbane		3-2	5-0	5-0	5-0	5-0	5-0	4-1	5-0	5-0	9	0	18	1
Gold Coast	2-3		5-0	4-1	4-1	4-1	5-0	3-2	5-0	5-0	8	1	17	2
Townsville A	0-5	0-5		4-1	4-1	4-1	5-0	1-4	5-0	5-0	6	3	15	4
Bundaberg A	0-5	1-4	1-4		3-2	4-1	5-0	2-3	5-0	5-0	5	4	14	5
Presidents 1	0-5	1-4	1-4	2-3		4-1	5-0	1-4	5-0	5-0	4	5	13	6
Presidents 2	0-5	1-4	1-4	1-4	1-4		3-2	1-4	3-2	3-2	3	6	12	7
Townsville B	0-5	0-5	0-5	0-5	0-5	2-3		0-5	3-2	2-3	1	8	10	8
University	1-4	2-3	4-1	3-2	4-1	4-1	5-0		5-0	5-0	7	2	16	3
Wynnum	0-5	0-5	0-5	0-5	0-5	2-3	2-3	0-5		0-5	0	9	9	9
Bundaberg B	0-5	0-5	0-5	0-5	0-5	2-3	3-2	0-5	5-0		2	7	11	7

UNDER 18 BOYS' TEAM

		Brisbane		Gold Coast		Townsville A		Bundaberg A		Presidents 1		Presidents 2		Townsville B		University		Wynnum		Bundaberg B		Wins	Losses	Win%	
		DVORANI MATEO	GOULD BENJAMIN	DUFFY JAKE	WONG OSCAR	DAHL OLAV	KURZ RYAN	FOURRO BRETT	TRAN CONG	LANDER BENJAM	SCHOWALTER SH	PENDERS MAX	SESHIMO KAI	BRADSHAW BILLY	DONOHUE ANTON	DATSON GEOFFR	XU YIMING	HARRIS JAXON	JONES ZACHARY	BAKER JAKOB	MCDERMID DALL				
Brisbane	DVORANI MATEO			1-3	3-1	3-0	3-0	3-0	3-0	3-1	3-0	3-0	3-2	3-0	3-0	3-0	0-3	3-0	3-0	3-0	3-0	3-0	16	2	88.89%
	GOULD BENJAMIN			0-3	3-1	3-0	3-0	3-0	3-0	3-0	3-0	3-0	3-0	3-0	3-0	3-0	3-0	3-0	3-0	3-0	3-0	3-0	17	1	94.44%
Gold Coast	DUFFY JAKE	3-1	3-0			3-1	3-0	3-0	3-0	3-0	3-0	3-0	3-0	3-0	3-0	3-0	3-2	3-0	3-0	3-0	3-0	3-0	18	0	100.00%
	WONG OSCAR	1-3	1-3			3-2	3-0	1-3	3-0	0-3	3-0	3-0	1-3	3-0	3-0	3-0	0-3	3-0	3-0	3-1	3-0	3-0	12	6	66.67%
Townsville A	DAHL OLAV	0-3	0-3	1-3	2-3			3-1	3-1	3-2	3-0	3-0	3-1	3-0	3-1	3-1	1-3	3-0	3-1	3-0	3-0	3-0	13	5	72.22%
	KURZ RYAN	0-3	0-3	0-3	0-3			0-3	3-2	0-3	3-2	3-0	0-3	3-0	3-1	2-3	0-3	3-0	3-0	3-0	3-0	3-0	9	9	50.00%
Bundaberg A	FOURRO BRETT	0-3	0-3	0-3	3-1	1-3	3-0			3-1	3-0	3-0	1-3	3-0	3-0	3-0	0-3	3-0	3-0	3-0	3-0	3-0	12	6	66.67%
	TRAN CONG	0-3	0-3	0-3	0-3	1-3	2-3			2-3	1-3	3-1	3-2	3-1	3-1	3-2	1-3	3-1	3-1	3-1	3-0	3-0	9	9	50.00%
Presidents 1	LANDER BENJAMIN	1-3	0-3	0-3	3-0	2-3	3-0	1-3	3-2			3-0	3-2	3-0	3-0	3-1	1-3	3-0	3-0	3-0	3-0	3-0	12	6	66.67%
	SCHOWALTER SHANE	0-3	0-3	0-3	0-3	0-3	2-3	0-3	3-1			3-0	0-3	3-1	3-0	0-3	0-3	3-1	3-1	3-2	3-0	3-0	8	10	44.44%
Presidents 2	PENDERS MAX	0-3	0-3	0-3	0-3	0-3	0-3	1-3	0-3	0-3			1-3	0-3	0-3	0-3	2-3	0-3	0-3	0-3	1-3	3-0	0	18	0.00%
	SESHIMO KAI	2-3	0-3	0-3	3-1	1-3	3-0	3-1	2-3	2-3	3-0			3-0	3-0	3-2	2-3	3-0	3-0	3-1	3-0	3-0	11	7	61.11%
Townsville B	BRADSHAW BILLY	0-3	0-3	0-3	0-3	0-3	0-3	1-3	0-3	1-3	3-1	0-3				2-3	0-3	3-0	3-0	2-3	3-2	3-0	4	14	22.22%
	DONOHUE ANTON	0-3	0-3	0-3	0-3	1-3	1-3	0-3	1-3	0-3	0-3	3-0	0-3			0-3	0-3	3-1	0-3	0-3	3-0	3-0	3	15	16.67%
University	DATSON GEOFFREY, JR.	0-3	0-3	0-3	0-3	1-3	3-2	0-3	2-3	1-3	3-0	3-0	2-3	3-2	3-0			3-2	3-1	3-0	3-0	3-0	9	9	50.00%
	XU YIMING	3-0	0-3	2-3	3-0	3-1	3-0	3-0	3-1	3-1	3-0	3-0	3-2	3-0	3-0			3-0	3-0	3-0	3-0	3-0	16	2	88.89%
Wynnum	HARRIS JAXON	0-3	0-3	0-3	0-3	0-3	0-3	1-3	0-3	1-3	3-2	0-3	0-3	1-3	2-3	0-3				1-3	1-3	3-0	1	17	5.56%
	JONES ZACHARY	0-3	0-3	0-3	0-3	1-3	0-3	0-3	1-3	0-3	1-3	3-0	0-3	0-3	3-0	1-3	0-3			1-3	2-3	3-0	2	16	11.11%
Bundaberg B	BAKER JAKOB	0-3	0-3	0-3	1-3	0-3	0-3	1-3	0-3	2-3	3-0	1-3	3-2	3-0	0-3	0-3		3-1	3-1			3-0	5	13	27.78%
	MCDERMID DALLAS	0-3	0-3	0-3	0-3	0-3	0-3	0-3	0-3	0-3	3-1	0-3	2-3	0-3	0-3	0-3		3-1	3-2			3-0	3	15	16.67%

UNDER 18 GIRLS' TEAMS

	Presidents 1	Cairns	Bundaberg	Brisbane	Presidents 2	Townsville	WINS	LOSSES	MP	PLACE
Presidents 1		1-3	1-4	5-0	1-4	4-1	2	3	7	3
Cairns	4-1		3-2	5-0	3-2	4-1	5	0	10	1
Bundaberg	4-1	2-3		3-2	3-2	3-2	4	1	9	2
Brisbane	0-5	0-5	2-3		4-1	4-1	2	3	7	4
Presidents 2	4-1	2-3	2-3	1-4		2-3	1	4	6	6
Townsville	1-4	1-4	2-3	1-4	3-2		1	4	6	5

UNDER 18 GIRLS' TEAMS

		Presidents 1		Cairns		Bundaberg		Brisbane		Presidents 2		Townsville		Wins	Losses	Win%
		TRELOAR JAYDE	ALEXANDERSSON MATILDA	PAN SOPHIA	ZHAO YILIN	CONNOLLY BRIAHNA	SCOTT LEAH	BAKANAY MEENA	LI SHUJUN	CONNOLLY CHLOE	LAWSEN JEMIMAH	FLIEGNER REBEKKA	BRADSHAW LAVENIA			
Presidents 1	TRELOAR JAYDE			1-3	3-0	3-1	1-3	3-2	3-0	0-3	3-1	3-0	2-3	6	4	60.00%
	ALEXANDERSSON MATILDA			forf	forf	forf	forf	3-0	3-0	forf	forf	3-1	3-0	4	6	40.00%
Cairns	PAN SOPHIA	3-1	w/o			3-0	3-0	3-0	3-0	1-3	3-0	3-1	3-2	8	1	88.89%
	ZHAO YILIN	0-3	w/o			0-3	3-1	3-2	3-1	2-3	3-0	1-3	3-2	5	4	55.56%
Bundaberg	CONNOLLY BRIAHNA	1-3	w/o	0-3	3-0			2-3	3-0	1-3	3-0	1-3	3-1	4	5	44.44%
	SCOTT LEAH	3-1	w/o	0-3	1-3			0-3	3-0	2-3	3-0	3-0	1-3	4	5	44.44%
Brisbane	BAKANAY MEENA	2-3	0-3	0-3	2-3	3-2	3-0			3-1	3-1	3-2	2-3	5	5	50.00%
	LI SHUJUN	0-3	0-3	0-3	1-3	0-3	0-3			1-3	3-2	3-0	3-2	3	7	30.00%
Presidents 2	CONNOLLY CHLOE	3-0	w/o	3-1	3-2	3-1	3-2	1-3	3-1			3-1	3-1	8	1	88.89%
	LAWSEN JEMIMAH	1-3	w/o	0-3	0-3	0-3	0-3	1-3	2-3			1-3	2-3	0	9	0.00%
Townsville	FLIEGNER REBEKKA	0-3	1-3	1-3	3-1	3-1	0-3	2-3	0-3	1-3	3-1			3	7	30.00%
	BRADSHAW LAVENIA	3-2	0-3	2-3	2-3	1-3	3-1	3-2	2-3	1-3	3-2			4	6	40.00%

UNDER 15 BOYS' TEAMS

	Bundaberg A	Bundaberg B	Presidents	Sunshine Coast	Brisbane A	Brisbane B	WINS	LOSSES	MP	PLACE
Bundaberg A		5-0	4-1	5-0	5-0	5-0	5	0	10	1
Bundaberg B	0-5		3-2	5-0	5-0	5-0	4	1	9	2
Presidents	1-4	2-3		3-2	5-0	5-0	3	2	8	3
Sunshine Coast	0-5	0-5	2-3		4-1	5-0	2	3	7	4
Brisbane A	0-5	0-5	0-5	1-4		3-2	1	4	6	5
Brisbane B	0-5	0-5	0-5	0-5	2-3		0	5	5	6

UNDER 15 BOYS' TEAMS

		Bundaberg A		Bundaberg B		Presidents			Sunshine Coast		Brisbane A		Brisbane B		Wins	Losses	Win%
		EY LEYTON	GREEN HAYDEN	CONNOLLY BRENDAN	FREEMAN SAMUEL	STRUBE DANIEL	LITTLER RICHARD	POZZAN KOBE	BINDON LUKE	LUCAS HUDSON	TAYLOR SAM	VAN BRED A GRANT	HILLEARD CASSIDY	NEALL JULIAN			
Bundaberg A	EY LEYTON			3-1	3-1	3-0	0-3		3-0	3-0	3-0	3-0	3-0	3-0	9	1	90%
	GREEN HAYDEN			3-0	3-0	3-0	3-1		3-0	3-0	3-0	3-0	3-0	3-0	10	0	100%
Bundaberg B	CONNOLLY BRENDAN	1-3	0-3				2-3	3-0	3-0	3-0	3-0	3-0	3-0	3-0	7	3	70%
	FREEMAN SAMUEL	1-3	0-3				2-3	3-0	3-0	3-0	3-0	3-0	3-0	3-0	7	3	70%
Presidents	STRUBE DANIEL	0-3	0-3								3-0	3-0	3-0	3-0	4	2	67%
	LITTLER RICHARD	3-0	1-3	3-2	3-2				3-1	3-1	3-0	3-0		7	1	88%	
	POZZAN KOBE			0-3	0-3				2-3	3-0			3-0	3-0	3	3	50%
Sunshine Coast	BINDON LUKE	0-3	0-3	0-3	0-3		1-3	3-2			3-0	3-1	3-0	3-0	5	5	50%
	LUCAS HUDSON	0-3	0-3	0-3	0-3		1-3	0-3			1-3	3-2	3-0	3-0	3	7	30%
Brisbane A	TAYLOR SAM	0-3	0-3	0-3	0-3	0-3	0-3		0-3	3-1			1-3	3-2	2	8	20%
	VAN BRED A GRANT	0-3	0-3	0-3	0-3	0-3	0-3		1-3	2-3			1-3	3-1	1	9	10%
Brisbane B	HILLEARD CASSIDY	0-3	0-3	0-3	0-3	0-3		0-3	0-3	0-3	3-1	3-1			2	8	20%
	NEALL JULIAN	0-3	0-3	0-3	0-3	0-3		0-3	0-3	0-3	2-3	1-3			0	10	0%

UNDER 13 BOYS' TEAMS

	Brisbane A	Gold Coast	Rockhampton	Presidents 1	Bundaberg	Townsville A	Brisbane B	Mackay	Townsville B	Presidents 2	WINS	LOSSES	MP (Match Points)	PLACE
Brisbane A		4-1	5-0	5-0	5-0	5-0	5-0	5-0	5-0	5-0	9	0	18	1
Gold Coast	1-4		5-0	4-1	5-0	5-0	5-0	5-0	5-0	5-0	8	1	17	2
Rockhampton	0-5	0-5		2-3	2-3	5-0	4-1	4-1	5-0	5-0	5	4	14	5
Presidents 1	0-5	1-4	3-2		2-3	5-0	5-0	3-2	5-0	4-1	6	3	15	4
Bundaberg	0-5	0-5	3-2	3-2		5-0	5-0	4-1	5-0	5-0	7	2	16	3
Townsville A	0-5	0-5	0-5	0-5	0-5		5-0	1-4	5-0	5-0	3	6	12	7
Brisbane B	0-5	0-5	1-4	0-5	0-5	0-5		1-4	0-5	1-4	0	9	9	10
Mackay	0-5	0-5	1-4	2-3	1-4	4-1	4-1		5-0	5-0	4	5	13	6
Townsville B	0-5	0-5	0-5	0-5	0-5	0-5	5-0	0-5		4-1	2	7	11	8
Presidents 2	0-5	0-5	0-5	1-4	0-5	0-5	4-1	0-5	1-4		1	8	10	9

UNDER 13 BOYS' TEAM

		Brisbane A		Gold Coast		Rockhampton		Presidents 1		Bundaberg		Townsville A		Brisbane B		Mackay		Townsville B		Presidents 2		Wins	Losses	Win%	
		BAKANAY ZACHARY	NGUYEN DAVID	KLOUBA JAKUB	LI YOUJMAN	GREEN NICHOLAS	STEFFEN MATTHEW	ZHANG HARRY	DE SILVA VINUKA	UDAL ANDREW	UDAL MATTHEW	HOWELL LANCE	SIVAYOGANATHAN ASH	VAN BREDA SEAN	CHEUNG MARVIN	DORGELOH ALBERT	MALHOTRA GAURESH	BOWLER MICHAEL	MILLS KEANU	HEAD JARRYD	WITHERS EMMETT				
Brisbane A	BAKANAY ZACHARY			3-2	0-3	3-0	3-0	3-0	3-0	3-1	3-0	3-0	3-0	3-0	3-0	3-0	3-0	3-0	3-0	3-0	3-0	3-0	17	1	94.44%
	NGUYEN DAVID			3-0	3-1	3-0	3-1	3-0	3-0	3-1	3-0	3-0	3-0	3-0	3-0	3-0	3-0	3-0	3-0	3-0	3-0	3-0	18	0	100.00%
Gold Coast	KLOUBA JAKUB	2-3	0-3			3-0	3-1	3-0	3-0	3-0	3-0	3-0	3-1	3-0	3-1	3-0	3-0	3-0	3-0	3-0	3-0	3-0	16	2	88.89%
	LI YOUJMAN	3-0	1-3			3-0	3-0	1-3	3-0	3-0	3-0	3-1	3-0	3-0	3-0	3-1	3-0	3-0	3-0	3-0	3-0	3-0	16	2	88.89%
Rockhampton	GREEN NICHOLAS	0-3	0-3	0-3	0-3			1-3	0-3	0-3	0-3	3-2	3-2	3-0	1-3	3-0	1-3	3-1	3-1	3-1	3-0	8	10	44.44%	
	STEFFEN MATTHEW	0-3	1-3	1-3	0-3			0-3	3-0	3-2	3-0	3-0	3-0	3-0	3-0	3-0	3-0	3-0	3-0	3-0	3-0	13	5	72.22%	
Presidents 1	ZHANG HARRY	0-3	0-3	0-3	3-1	3-1	3-0			3-2	3-0	3-0	3-2	3-0	3-1	3-0	3-2	3-0	3-0	3-0	3-0	15	3	83.33%	
	DE SILVA VINUKA	0-3	0-3	0-3	0-3	3-0	0-3			0-3	0-3	3-2	3-1	3-0	3-0	0-3	0-3	3-1	3-1	3-0	2-3	8	10	44.44%	
Bundaberg	UDAL ANDREW	1-3	1-3	0-3	0-3	3-0	2-3	2-3	3-0			3-0	3-0	3-0	3-0	3-0	3-2	3-0	3-0	3-0	3-0	12	6	66.67%	
	UDAL MATTHEW	0-3	0-3	0-3	0-3	3-0	0-3	0-3	3-0			3-0	3-0	3-0	3-1	3-1	0-3	3-0	3-0	3-0	3-0	11	7	61.11%	
Townsville A	HOWELL LANCE	0-3	0-3	0-3	0-3	2-3	0-3	0-3	2-3	0-3	0-3			3-0	3-2	0-3	0-3	3-0	3-1	3-0	3-0	6	12	33.33%	
	SIVAYOGANATHAN A	0-3	0-3	1-3	1-3	2-3	0-3	2-3	1-3	0-3	0-3			3-0	3-0	2-3	2-3	3-1	3-0	3-0	3-0	6	12	33.33%	
Brisbane B	VAN BREDA SEAN	0-3	0-3	0-3	0-3	0-3	0-3	0-3	0-3	0-3	0-3	0-3	0-3			0-3	1-3	0-3	1-3	0-3	0-3	0	18	0.00%	
	CHEUNG MARVIN	0-3	0-3	1-3	0-3	3-1	0-3	1-3	0-3	0-3	1-3	2-3	0-3			3-2	0-3	2-3	2-3	3-1	2-3	3	15	16.67%	
Mackay	DORGELOH ALBERT	0-3	0-3	0-3	0-3	0-3	0-3	0-3	3-0	0-3	1-3	3-0	3-2	3-0	2-3			w/o	3-0	3-1	3-0	7	10	41.18%	
	MALHOTRA GAURESH	0-3	0-3	0-3	1-3	3-1	0-3	2-3	3-0	2-3	3-0	3-0	3-2	3-1	3-0			w/o	3-1	3-0	3-0	10	7	58.82%	
Townsville B	BOWLER MICHAEL	0-3	0-3	0-3	0-3	1-3	0-3	0-3	1-3	0-3	0-3	0-3	1-3	3-0	3-2	forf	forf			3-1	3-2	4	14	22.22%	
	MILLS KEANU	0-3	0-3	0-3	0-3	1-3	0-3	0-3	1-3	0-3	0-3	1-3	0-3	3-1	3-2	0-3	1-3			3-2	2-3	3	15	16.67%	
Presidents 2	HEAD JARRYD	0-3	0-3	0-3	0-3	1-3	0-3	0-3	0-3	0-3	0-3	0-3	3-0	1-3	1-3	0-3	1-3	2-3				1	17	5.56%	
	WITHERS EMMETT	0-3	0-3	0-3	0-3	0-3	0-3	0-3	3-2	0-3	0-3	0-3	3-0	3-2	0-3	0-3	2-3	3-2				4	14	22.22%	

UNDER 13 GIRLS' TEAMS

	Bundaberg A	Gold Coast	Bundaberg B	Presidents	WINS	LOSSES	MP	PLACE
Bundaberg A		5-0 5-0	5-0 5-0	5-0 5-0	6	0	12	1
Gold Coast	0-5 0-5		2-3 2-3	1-4 2-3	0	6	6	4
Bundaberg B	0-5 0-5	3-2 3-2		4-1 (12-6) 1-4 (4-13)	3	3	9	3
Presidents	0-5 0-5	4-1 3-2	1-4 4-1		3	3	9	2

Round 1 Results: TOP

Round 2 Results: BOTTOM

UNDER 13 GIRLS' TEAMS

ROUND 1

		Bundaberg A		Gold Coast		Bundaberg B		Presidents			Losses	Win%	
		GREEN TAHNEE	TRAN REBECCA	KLOUBA HANNAH	LI YOUZHANG	FREEMAN MEG	SCOTT TAYLA	SCHOWALTER KAMI	CONNOLLY TAMIKA	NEJMAN EMILY			
Bundaberg A	GREEN TAHNEE			3-0	3-0	3-1	3-0		3-1	3-0	6	0	100%
	TRAN REBECCA			3-1	3-0	3-0	3-0		3-0	3-0	6	0	100%
Gold Coast	KLOUBA HANNAH	0-3	1-3			3-2	3-0	3-0	1-3		3	3	50%
	LI YOUZHANG	0-3	0-3			0-3	0-3	0-3	0-3		0	6	0%
Bundaberg B	FREEMAN MEG	1-3	0-3	2-3	3-0			3-0		3-1	3	3	50%
	SCOTT TAYLA	0-3	0-3	0-3	3-0			3-0		3-2	3	3	50%
Presidents	SCHOWALTER KAMI			0-3	3-0	0-3	0-3				1	3	25%
	CONNOLLY TAMIKA	1-3	0-3	3-1	3-0						2	2	50%
	NEJMAN EMILY	0-3	0-3			1-3	2-3				0	4	0%

UNDER 13 GIRLS' TEAMS

ROUND 2

		Bundaberg A		Gold Coast		Bundaberg B		Presidents			Losses	Win%	
		GREEN TAHNEE	TRAN REBECCA	KLOUBA HANNAH	LI YOUZHANG	FREEMAN MEG	SCOTT TAYLA	SCHOWALTER KAMI	CONNOLLY TAMIKA	NEJMAN EMILY			
Bundaberg A	GREEN TAHNEE			3-0	3-0	3-0	3-0	3-0		3-0	6	0	100%
	TRAN REBECCA			3-1	3-0	3-0	3-0	3-0		3-0	6	0	100%
Gold Coast	KLOUBA HANNAH	0-3	1-3			3-1	3-0		3-2	3-0	4	2	67%
	LI YOUZHANG	0-3	0-3			0-3	0-3		0-3	0-3	0	6	0%
Bundaberg B	FREEMAN MEG	0-3	0-3	1-3	3-0			forf	forf		1	3	25%
	SCOTT TAYLA	0-3	0-3	0-3	3-0			3-1	1-3		2	4	33%
Presidents	SCHOWALTER KAMI	0-3	0-3			w/o	1-3				0	3	0%
	CONNOLLY TAMIKA			2-3	3-0	w/o	3-1				2	1	67%
	NEJMAN EMILY	0-3	0-3	0-3	3-0						1	3	25%

OVERALL
100%
100%
58%
0%
33%
42%
13%
50%
13%

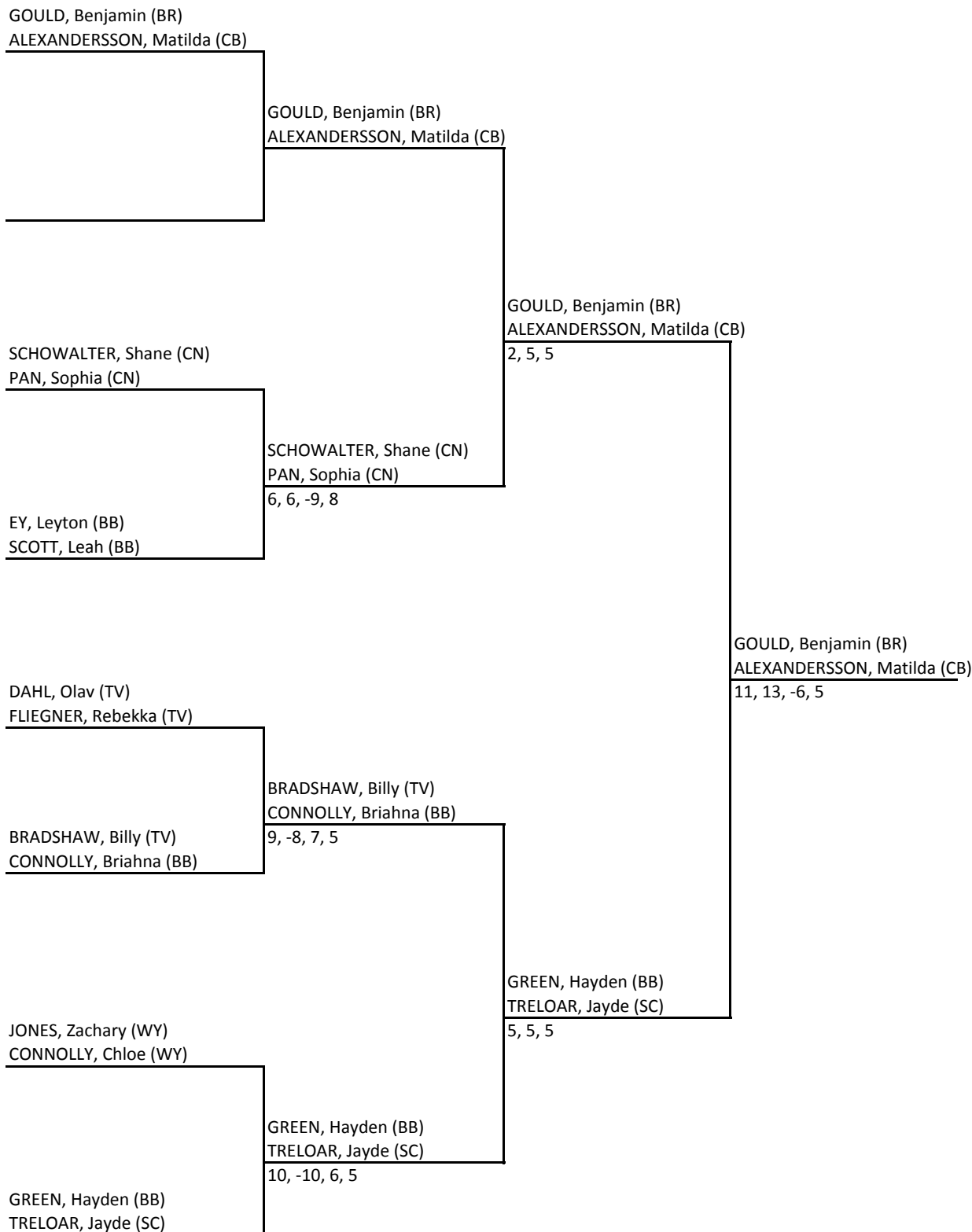
2016 Queensland Junior Championships

Under 18 Mixed Doubles

Event: DX8

Seedings:

- 1 GOULD, Benjamin (BR) / ALEXANDERSSON, Matilda (CB)
- 2 GREEN, Hayden (BB) / TRELOAR, Jayde (SC)
- 3 DAHL, Olav (TV) / FLIEGNER, Rebekka (TV)
- 4 EY, Leyton (BB) / SCOTT, Leah (BB)




2016 Queensland Junior Championships Under 15 Mixed Doubles

Event: DX5


Seedings:

- 1 GREEN, Hayden (BB) / KLOUBA, Hannah (GC)
- 2 LITTLER, Richard (MB) / GREEN, Tahnee (BB)
- 3 EY, Leyton (BB) / SCOTT, Leah (BB)
- 4 FREEMAN, Samuel (BB) / TRAN, Rebecca (BB)

GREEN, Hayden (BB)
KLOUBA, Hannah (GC)



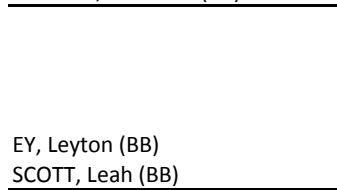
GREEN, Hayden (BB)
KLOUBA, Hannah (GC)



GREEN, Hayden (BB)
KLOUBA, Hannah (GC)

7, 11, 8

UDAL, Andrew (BB)
LAWSEN, Jemimah (BB)



EY, Leyton (BB)
SCOTT, Leah (BB)


5, 5, 7

EY, Leyton (BB)
SCOTT, Leah (BB)

FREEMAN, Samuel (BB)
TRAN, Rebecca (BB)

-4, 8, 10, 5

FREEMAN, Samuel (BB)
TRAN, Rebecca (BB)



FREEMAN, Samuel (BB)
TRAN, Rebecca (BB)


7, 8, 8

ZHANG, Harry (CN)
PAN, Sophia (CN)

FREEMAN, Samuel (BB)
TRAN, Rebecca (BB)

8, 8, -9, 5

CONNOLLY, Brendan (BB)
BRADSHAW, Lavenia (TV)



CONNOLLY, Brendan (BB)
BRADSHAW, Lavenia (TV)

8, 9, -10, -6, 7

LITTLER, Richard (MB)
GREEN, Tahnee (BB)


2016 Queensland Junior Championships Under 13 Mixed Doubles

Event: DX3

Seedings:

- 1 NGUYEN, David (WY) / GREEN, Tahnee (BB)
- 2 KLOUBA, Jakub (GC) / KLOUBA, Hannah (GC)
- 3 ZHANG, Harry (CN) / SCHOWALTER, Kami (CN)
- 4 UDAL, Andrew (BB) / FREEMAN, Meg (BB)


NGUYEN, David (WY)
GREEN, Tahnee (BB)



NGUYEN, David (WY)
GREEN, Tahnee (BB)




UDAL, Matthew (BB)
SCOTT, Tayla (BB)



ZHANG, Harry (CN)
SCHOWALTER, Kami (CN)
9, 9, -8, 4

ZHANG, Harry (CN)
SCHOWALTER, Kami (CN)

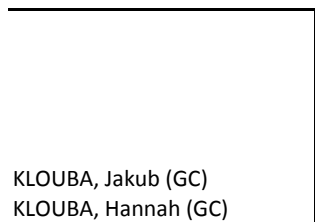
UDAL, Andrew (BB)
FREEMAN, Meg (BB)



DE SILVA, Vinuka (BB)
NEJMAN, Emily (BB)
-10, 9, 9, 9

DE SILVA, Vinuka (BB)
NEJMAN, Emily (BB)

KLOUBA, Jakub (GC)
KLOUBA, Hannah (GC)



KLOUBA, Jakub (GC)
KLOUBA, Hannah (GC)

NGUYEN, David (WY)
GREEN, Tahnee (BB)

4, 10, 3

KLOUBA, Jakub (GC)
KLOUBA, Hannah (GC)

5, 5, 4

NGUYEN, David (WY)
GREEN, Tahnee (BB)

-3, 9, 6, 3

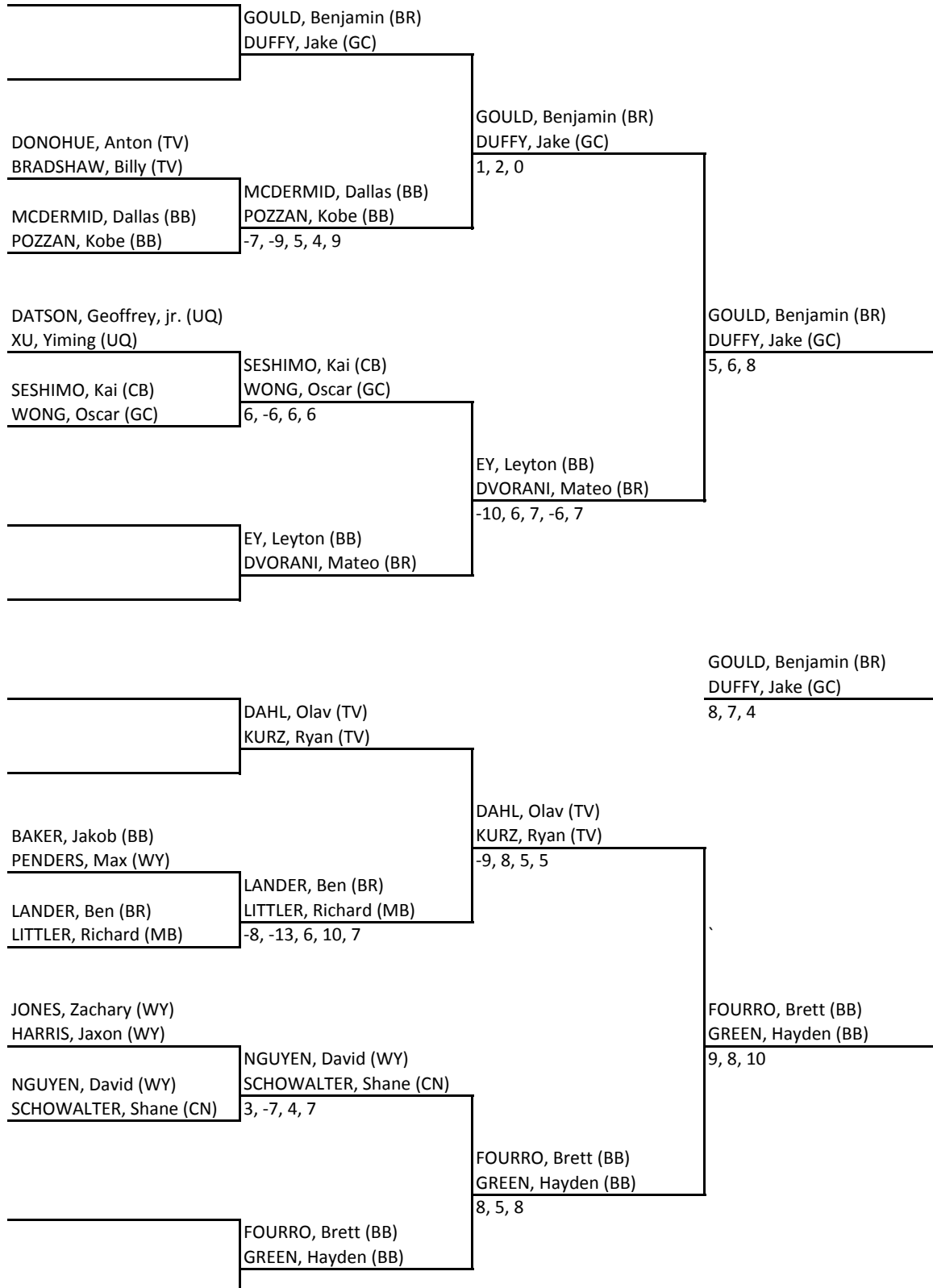
2016 Queensland Junior Championships

Under 18 Boys' Doubles

Event: DB8

Seedings:

- 1 GOULD, Benjamin (BR) / DUFFY, Jake (GC)
- 2 FOURRO, Brett (BB) / GREEN, Hayden (BB)
- 3 EY, Leyton (BB) / DVORANI, Mateo (BR)
- 4 DAHL, Olav (TV) / KURZ, Ryan (TV)



2016 Queensland Junior Championships

Event: DG8

Under 18 Girls' Doubles

Seedings:

DG8A

Thu 31 Mar 18:00

1 TRELOAR, Jayde (SC) / ALEXANDERSSON, Matilda (CB)

2 CONNOLLY, Chloe (WY) / CONNOLLY, Briahna (BB)

Only Group

	TRE ALE	CON CON	SCO FLI	Win	Loss	Forfeit	Position
TRELOAR, Jayde (SC) ALEXANDERSSON, Matilda (CB)		forf	forf	0	0	2	3
CONNOLLY, Chloe (WY) CONNOLLY, Briahna (BB)	def		3-1	2	0	0	1
SCOTT, Leah (BB) FLIEGNER, Rebekka (TV)	def	1-3		1	1	0	2

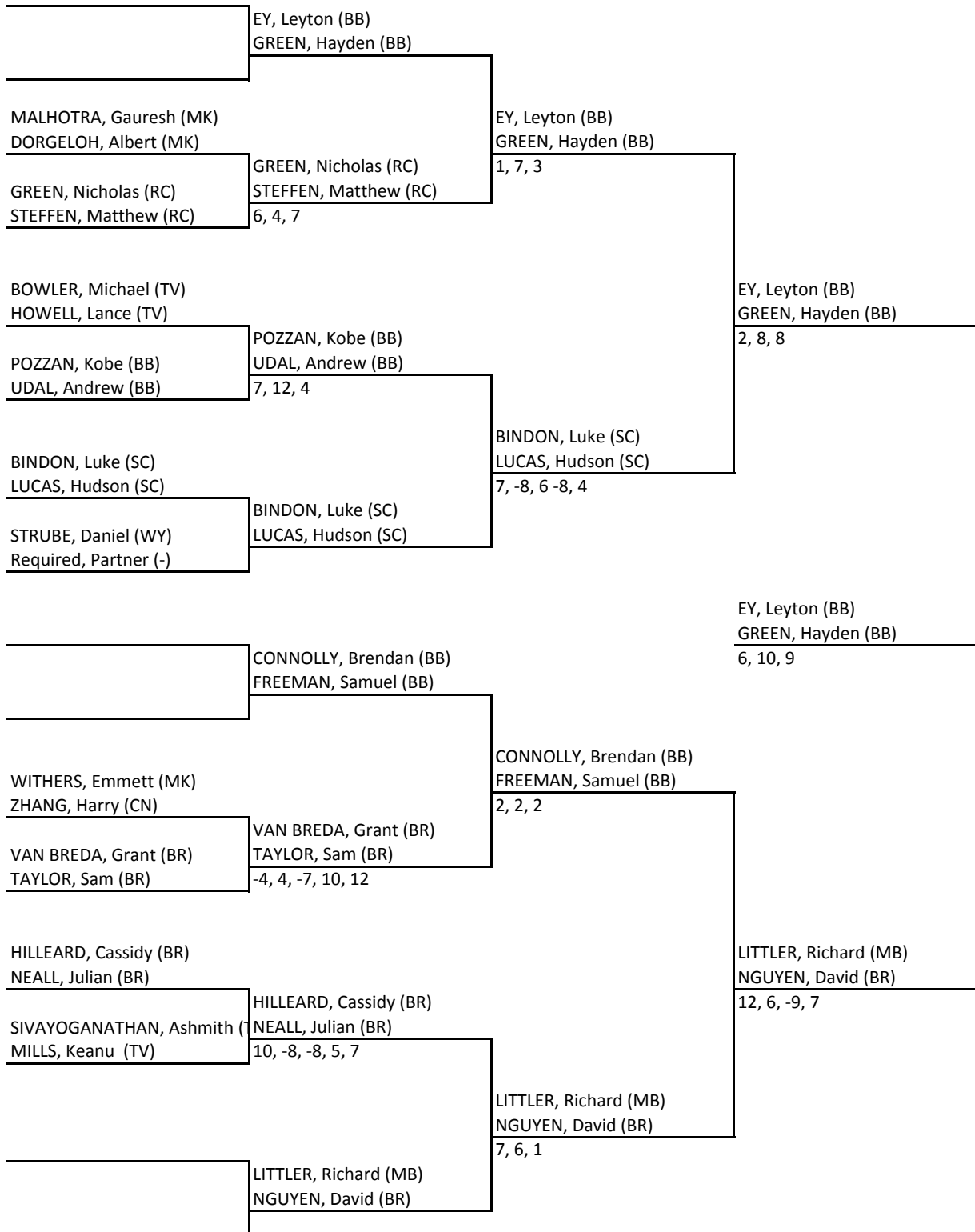
2016 Queensland Junior Championships

Under 15 Boys' Doubles

Event: DB5

Seedings:

- 1 EY, Leyton (BB) / GREEN, Hayden (BB)
- 2 LITTLER, Richard (MB) / NGUYEN, David (BR)
- 3 CONNOLLY, Brendan (BB) / FREEMAN, Samuel (BB)
- 4 BINDON, Luke (SC) / LUCAS, Hudson (SC)



2016 Queensland Junior Championships Under 15 Girls' Doubles

Event: DG5

28

Seedings:

DG5A

Thu 31 Mar 15:30

- 1 BAKANAY, Meena (BR) / TRAN, Rebecca (BB)
- 2 PAN, Sophia (CN) / ZHAO, Yilin (CN)
- 3 GREEN, Tahnee (BB) / SCOTT, Leah (BB)
- 4 LAWSEN, Jemimah (BB) / BRADSHAW, Lavenia (TV)

Only Group

	BAK TRA	PAN ZHA	GRE SCO	LAW BRA	Win	Loss	Position
BAKANAY, Meena (BR) TRAN, Rebecca (BB)		3-0	3-2	3-0	3	0	1
PAN, Sophia (CN) ZHAO, Yilin (CN)	0-3		3-0	3-1	2	1	2
GREEN, Tahnee (BB) SCOTT, Leah (BB)	2-3	0-3		0-3	1	2	3
LAWSEN, Jemimah (BB) BRADSHAW, Lavenia (TV)	0-3	1-3	0-3		0	3	4

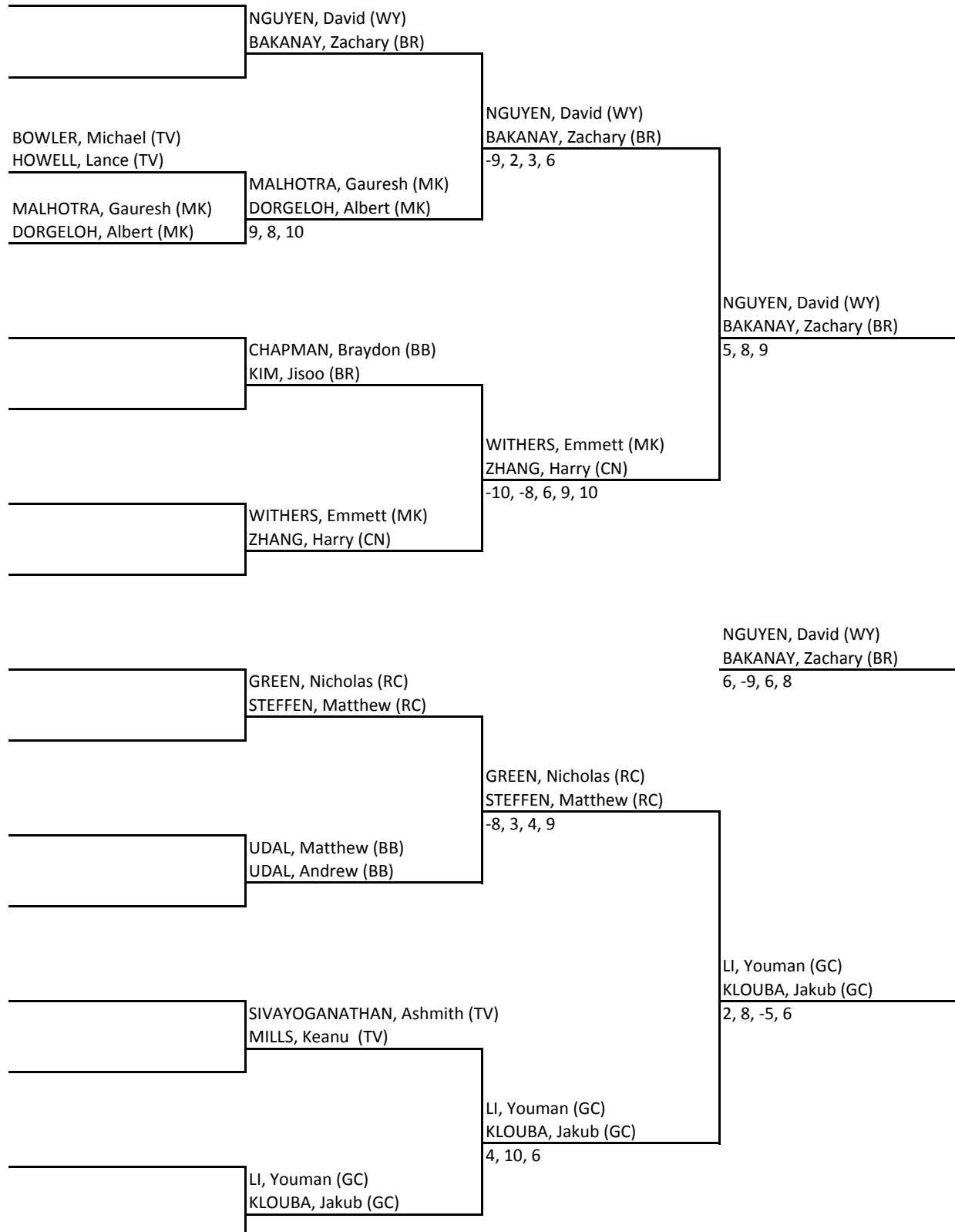
2016 Queensland Junior Championships

Under 13 Boys' Doubles

Event: DB3

Seedings:

- 1 NGUYEN, David (WY) / BAKANAY, Zachary (BR)
- 2 LI, Youman (GC) / KLOUBA, Jakub (GC)
- 3 GREEN, Nicholas (RC) / STEFFEN, Matthew (RC)
- 4 WITHERS, Emmett (MK) / ZHANG, Harry (CN)



2016 Queensland Junior Championships Under 13 Girls' Doubles

Event: DG3

31 Seedings:

DG3A

Thu 31 Mar 17:00

- 1 GREEN, Tahnee (BB) / TRAN, Rebecca (BB)
- 2 SCOTT, Tayla (BB) / FREEMAN, Meg (BB)
- 3 CONNOLLY, Tamika (WY) / KLOUBA, Hannah (GC)
- 4 SCHOWALTER, Kami (CN) / NEJMAN, Emily (BB)

	GRE TRA	FRE SCO	CON KLO	SCH NEJ	Win	Loss	Position
GREEN, Tahnee (BB) TRAN, Rebecca (BB)		3-0	3-1	3-0	3	0	1
FREEMAN, Meg (BB) SCOTT, Tayla (BB)	0-3		1-3	3-0	1	2	3
CONNOLLY, Tamika (WY) KLOUBA, Hannah (GC)	1-3	3-1		1-3	2	1	2
SCHOWALTER, Kami (CN) NEJMAN, Emily (BB)	0-3	0-3	3-1		0	3	4

2016 Queensland Junior Championships Under 11 Doubles

Event: DB1

28

DB1A

Thu 31 Mar 15:30

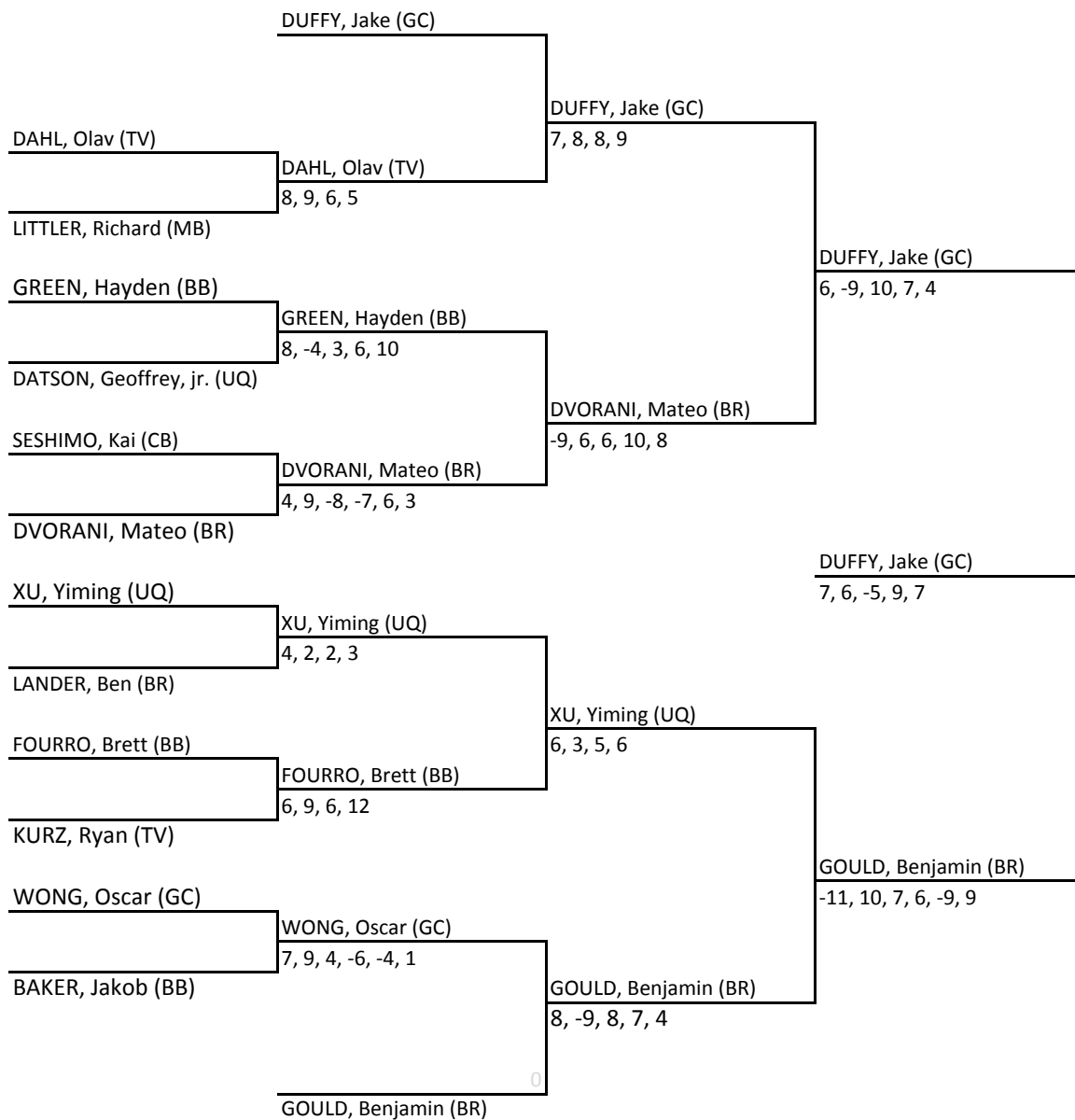
	DE UDA	CHE VAN	HEA SCO	Win	Loss	Position
DE SILVA, Vinuka (BB) UDAL, Matthew (BB)		3-0	3-1	2	0	1
CHEUNG, Marvin (BR) VAN BREDA, Sean (BR)	0-3		3-1	1	1	2
HEAD, Jarryd (WY) SCOTT, Tayla (BB)	1-3	1-3		0	2	3

2016 Queensland Junior Championships Under 18 Boys' Singles

Event: SB8

Seedings:

- 1 DUFFY, Jake (GC)
- 2 GOULD, Benjamin (BR)
- 3 DVORANI, Mateo (BR)
- 4 DAHL, Olav (TV)



2016 Queensland Junior Championships

Under 18 Girls' Singles

Event: SG8

Seedings:

- 1 ALEXANDERSSON, Matilda (CB)
- 2 PAN, Sophia (CN)
- 3 TRELOAR, Jayde (SC)
- 4 CONNOLLY, Chloe (WY)

FIRST TWO (2) IN GROUPS ADVANCE TO KNOCKOUT

Group A	PAN	CON	BAK	BRA	LI,	Win	Loss	Position
PAN, Sophia (CN)		3-0	3-0	3-2	3-0	4	0	1
CONNOLLY, Briahna (BB)	0-3		3-1	3-0	3-2	3	1	2
BAKANAY, Meena (BR)	0-3	1-3		3-2	3-1	2	2	3
BRADSHAW, Lavenia (TV)	2-3	0-3	2-3		3-2	1	3	4
LI, Shujun (BR)	0-3	2-3	1-3	2-3		0	4	5

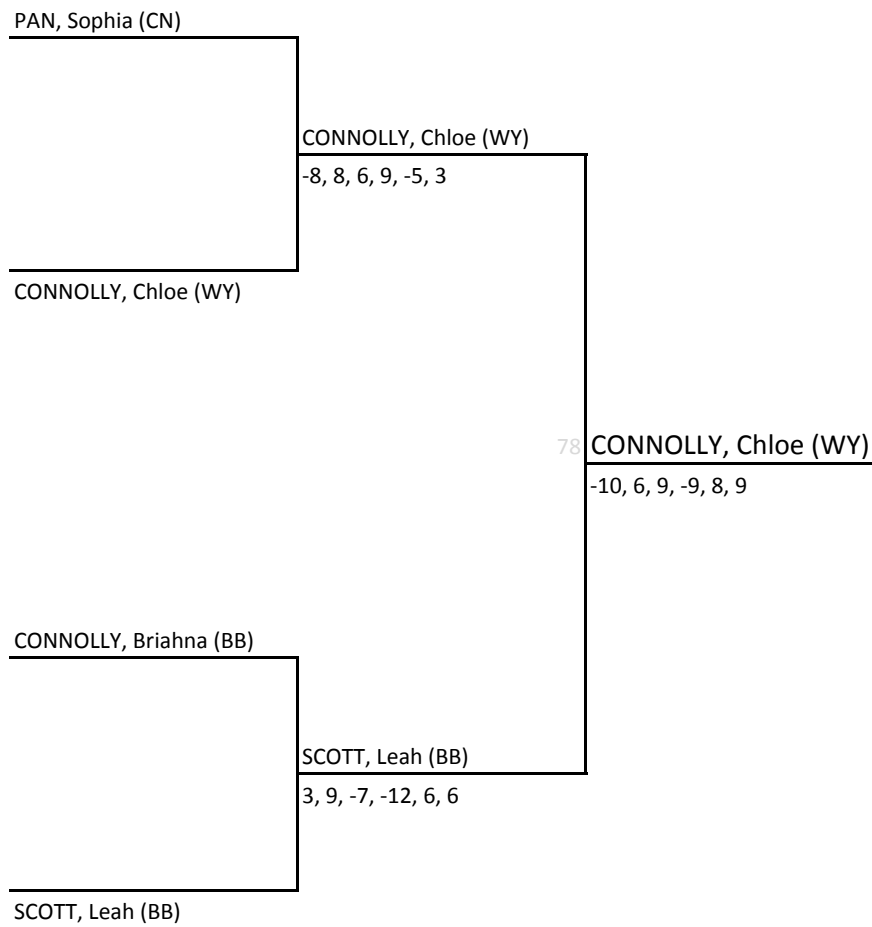
Group B	TRE	CON	SCO	ZHA	FLI	Win	Loss	Position
TRELOAR, Jayde (SC)		1-3	3-2	3-1	3-0	3	1	3
CONNOLLY, Chloe (WY)	3-1		1-3	3-2	3-2	3	1	2
SCOTT, Leah (BB)	2-3	3-1		3-0	3-0	3	1	1
ZHAO, Yilin (CN)	1-3	2-3	0-3		3-0	1	3	4
FLIEGNER, Rebecca (TV)	0-3	2-3	0-3	0-3		0	4	5

2016 Queensland Junior Championships Under 18 Girls' Singles

Event: SG8

Seedings:

- 1 PAN, Sophia (CN)
- 2 TRELOAR, Jayde (SC)
- 3 CONNOLLY, Chloe (WY)
- 4 CONNOLLY, Briahna (BB)



2016 Queensland Junior Championships Under 15 Boys' Singles

Event: SB5

78

FIRST TWO (2) IN GROUPS ADVANCE TO KNOCKOUT

Group A		GRE	KLO	GRE	HIL	Win	Loss	Position
1	GREEN, Hayden (BB)		3-0	3-0	3-0	3	0	1
11	KLOUBA, Jakub (GC)	0-3		3-0	3-0	2	1	2
19	GREEN, Nicholas (RC)	0-3	0-3		3-1	1	2	3
25	HILLEARD, Cassidy (BR)	0-3	0-3	1-3		0	3	4

Group B		LIT	UDA	WIT		Win	Loss	Position
2	LITTLER, Richard (MB)		3-0	3-0		2	0	1
15	UDAL, Andrew (BB)	0-3		3-0		1	1	2
18	WITHERS, Emmett (MK)	0-3	0-3			0	2	3

Group C		NGU	LI,	VAN	CHA	Win	Loss	Position
3	NGUYEN, David (BR)		3-0	3-0	3-0	3	0	1
10	LI, Youman (GC)	0-3		3-0	3-0	2	1	2
22	VAN BREDA, Grant (BR)	0-3	0-3		3-2	1	2	3
27	CHAPMAN, Braydon (BB)	0-3	0-3	2-3		0	3	4

Group D		CON	STE	HOW		Win	Loss	Position
4	CONNOLLY, Brendan (BB)		3-0	3-0		2	0	1
12	STEFFEN, Matthew (RC)	0-3		3-0		1	1	2
21	HOWELL, Lance (TV)	0-3	0-3			0	2	3

Group E		EY,	MAL	STR		Win	Loss	Position
5	EY, Leyton (BB)		3-0	3-0		2	0	1
9	MALHOTRA, Gauresh (MK)	0-3		0-3		0	2	3
17	STRUBE, Daniel (WY)	0-3	3-0			1	1	2

Group F		BIN	TAY	SIV		Win	Loss	Position
6	BINDON, Luke (SC)		3-0	3-0		2	0	1
14	TAYLOR, Sam (BR)	0-3		1-3		0	2	3
23	SIVAYOGANATHAN, Ashmith (TV)	0-3	3-1			1	1	2

Group G		FRE	LUC	MIL		Win	Loss	Position
7	FREEMAN, Samuel (BB)		3-0	3-0		2	0	1
13	LUCAS, Hudson (SC)	0-3		3-0		1	1	2
24	MILLS, Keanu (TV)	0-3	0-3			0	2	3

Group H		POZ	ZHA	DOR	BOW	Win	Loss	Position
8	POZZAN, Kobe (BB)		1-3	3-0	3-1	2	1	2
16	ZHANG, Harry (CN)	3-1		3-1	3-0	3	0	1
20	DORGELOH, Albert (MK)	0-3	1-3		3-0	1	2	3
26	BOWLER, Michael (TV)	1-3	0-3	0-3		0	3	4


2016 Queensland Junior Championships

Under 15 Boys' Singles

Event: SB5

Seedings:

- 1 GREEN, Hayden (BB)
- 2 LITTLER, Richard (MB)
- 3 NGUYEN, David (WY)
- 4 CONNOLLY, Brendan (BB)



2016 Queensland Junior Championships

Under 15 Girls' Singles

Event: SG5

78

Seedings:

- 1 PAN, Sophia (CN)
- 2 TRAN, Rebecca (BB)
- 3 GREEN, Tahnee (BB)
- 4 BAKANAY, Meena (BR)

FIRST TWO (2) IN GROUPS ADVANCE TO KNOCKOUT

1 Group A	PAN	GRE	SCO	BRA	CON	Win	Loss	Position
1 PAN, Sophia (CN)		3-2	3-1	3-1	3-0	4	0	1
3 GREEN, Tahnee (BB)	2-3		3-1	2-3	3-0	2	2	3
5 SCOTT, Leah (BB)	1-3	1-3		3-0	3-0	2	2	2
7 BRADSHAW, Lavenia (TV)	1-3	3-2	0-3		3-2	2	2	4
9 CONNOLLY, Tamika (WY)	0-3	0-3	0-3	2-3		0	4	5

2 Group B	TRA	BAK	ZHA	KLO	LAW	Win	Loss	Position
2 TRAN, Rebecca (BB)		3-0	3-0	3-1	3-0	4	0	1
4 BAKANAY, Meena (BR)	0-3		3-2	2-3	3-1	2	2	3
6 ZHAO, Yilin (CN)	0-3	2-3		1-3	3-0	1	3	4
8 KLOUBA, Hannah (GC)	1-3	3-2	3-1		3-1	3	1	2
10 LAWSEN, Jemimah (BB)	0-3	1-3	0-3	1-3		0	4	5

3

3

12

16

4

4

14

5

9

11

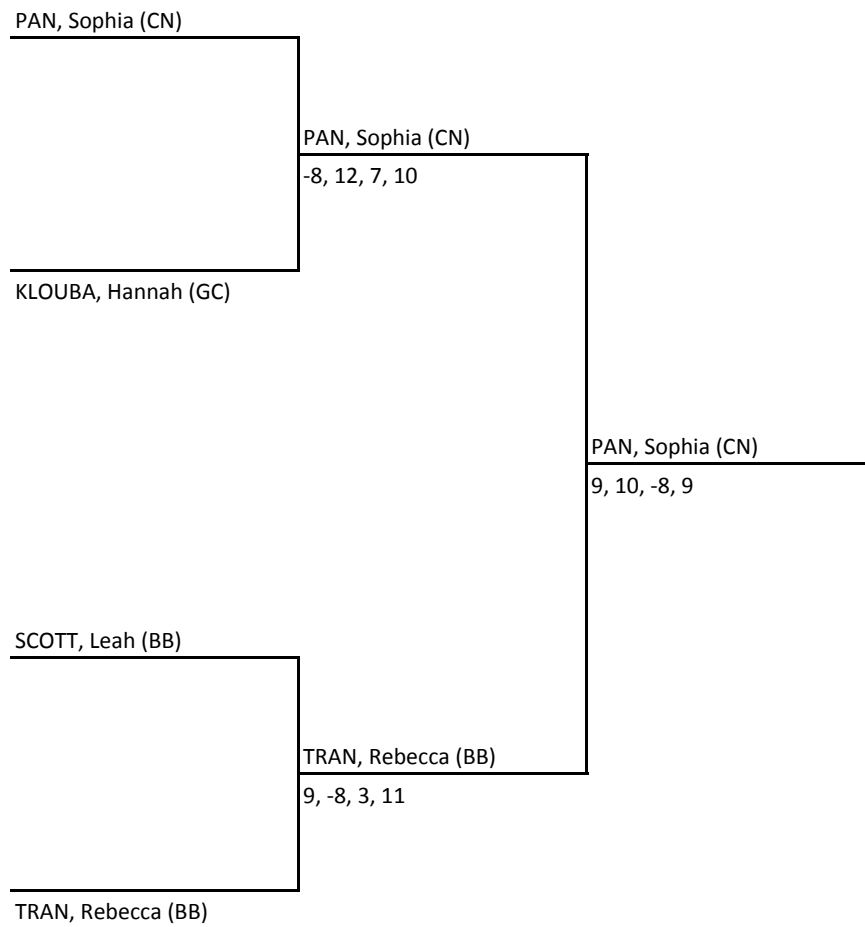
17

2016 Queensland Junior Championships Under 15 Girls' Singles

Event: SG5

Seedings:

- 1 PAN, Sophia (CN)
- 2 TRAN, Rebecca (BB)
- 3 GREEN, Tahnee (BB)
- 4 BAKANAY, Meena (BR)

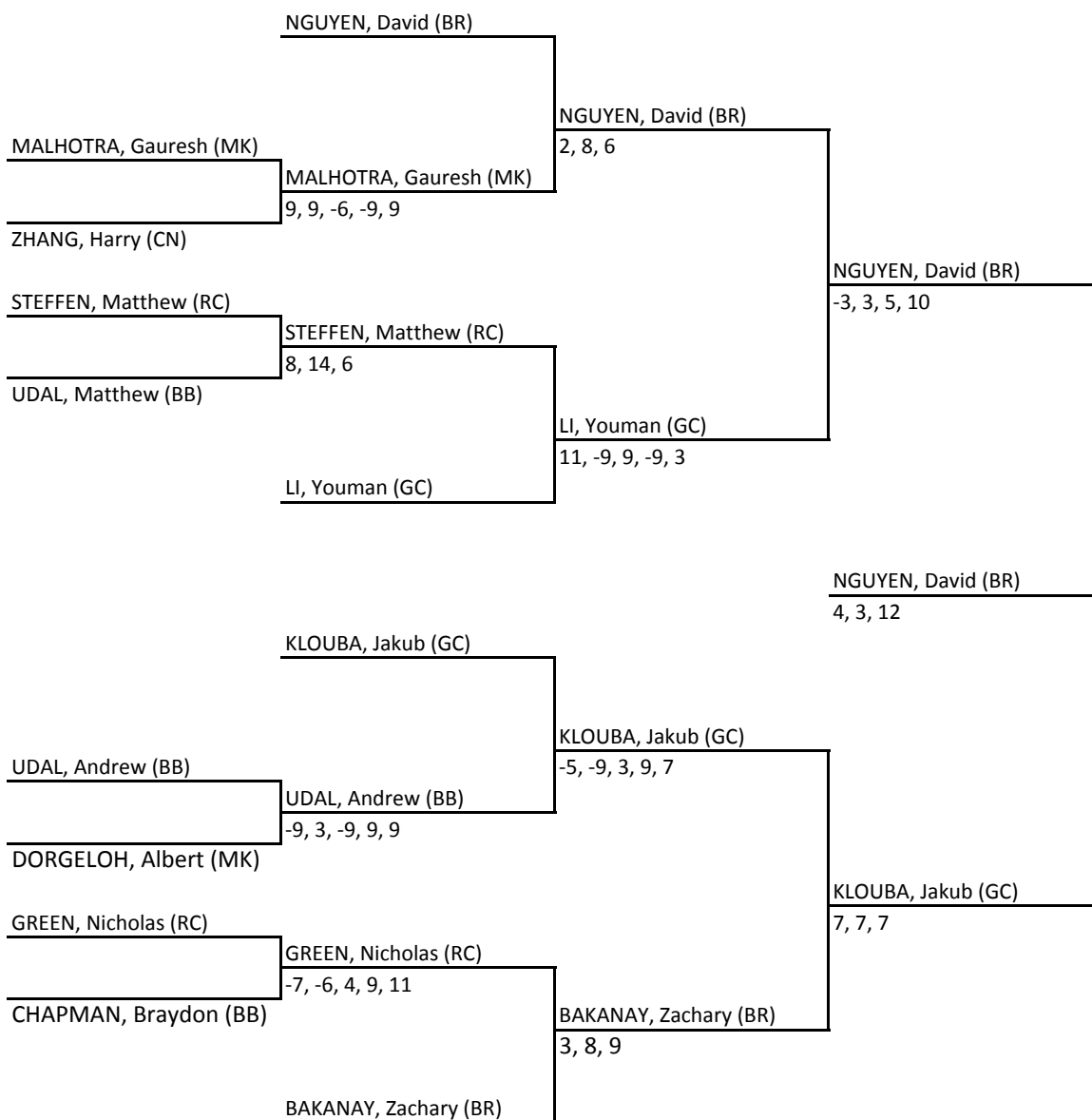


2016 Queensland Junior Championships Under 13 Boys' Singles

Event: SB3

Seedings:

- 1 NGUYEN, David (WY)
- 2 BAKANAY, Zachary (BR)
- 3 KLOUBA, Jakub (GC)
- 4 LI, Youman (GC)
- 5 ZHANG, Harry (CN)
- 6 STEFFEN, Matthew (RC)
- 7 UDAL, Andrew (BB)
- 8 GREEN, Nicholas (RC)



2016 Queensland Junior Championships

Under 13 Girls' Singles

Event: SG3

78

Seedings:

- 1 TRAN, Rebecca (BB)
- 2 GREEN, Tahnee (BB)
- 3 KLOUBA, Hannah (GC)
- 4 SCOTT, Tayla (BB)

FIRST TWO (2) IN GROUPS ADVANCE TO KNOCKOUT

1 Group A	TRA	SCO	CON	SCH	Win	Loss	Position
1 TRAN, Rebecca (BB)		3-0	3-0	3-0	3	0	1
4 SCOTT, Tayla (BB)	0-3		0-3	3-0	1	2	3
5 CONNOLLY, Tamika (WY)	0-3	3-0		3-1	2	1	2
8 SCHOWALTER, Kami (CN)	0-3	0-3	1-3		0	3	4

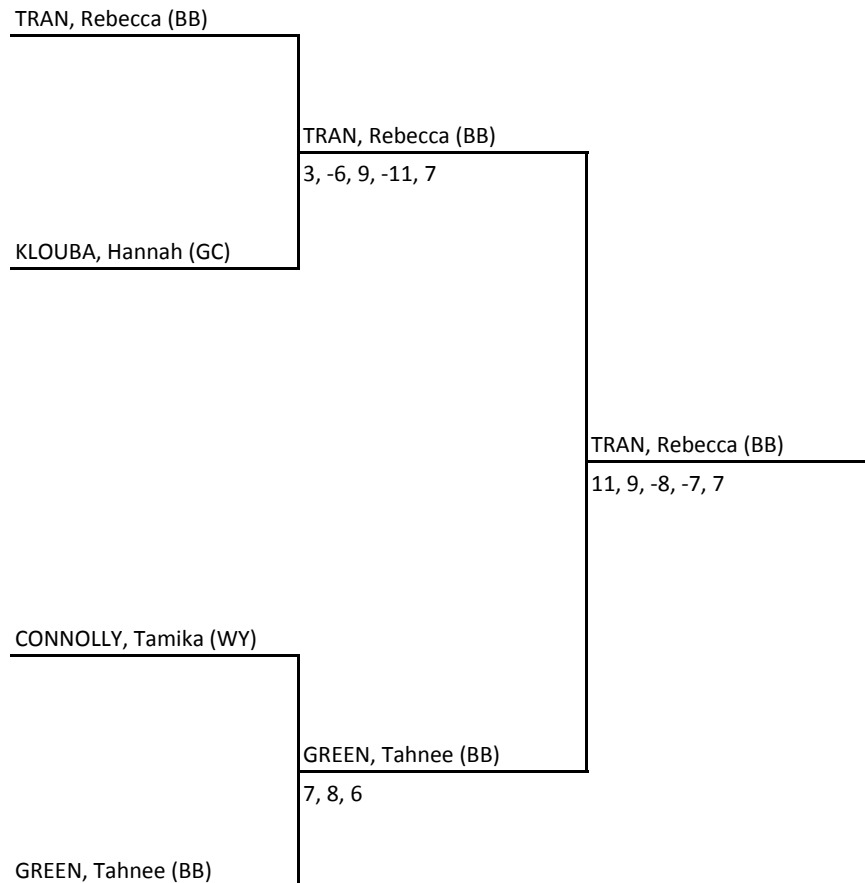
2 Group B	GRE	KLO	FRE	NEJ	Win	Loss	Position
2 GREEN, Tahnee (BB)		3-1	3-1	3-0	3	0	1
3 KLOUBA, Hannah (GC)	1-3		3-1	3-0	2	1	2
6 FREEMAN, Meg (BB)	1-3	1-3		3-2	1	2	3
7 NEJMAN, Emily (BB)	0-3	0-3	2-3		0	3	4

2016 Queensland Junior Championships Under 13 Girls' Singles

Event: SG3

Seedings:

- 1 TRAN, Rebecca (BB)
- 2 GREEN, Tahnee (BB)
- 3 KLOUBA, Hannah (GC)
- 4 SCOTT, Tayla (BB)



2016 Queensland Junior Championships

Under 11 Boys' Singles

Event: SB1

78

Seedings:

- 1 BAKANAY, Zachary (BR)
- 2 UDAL, Matthew (BB)
- 3 CHEUNG, Marvin (BR)
- 4 DE SILVA, Vinuka (BB)

FIRST TWO (2) IN GROUPS ADVANCE TO KNOCKOUT

1 Group A	BAK	DE	VAN	SIV	Win	Loss	Position
1 BAKANAY, Zachary (BR)		3-0	3-0	3-1	3	0	1
4 DE SILVA, Vinuka (BB)	0-3		3-0	3-2	2	1	2
5 VAN BREDA, Sean (BR)	0-3	0-3		0-3	0	3	4
7 SIVAYOGANATHAN, Ashmith (TV)	1-3	2-3	3-0		1	2	3

2 Group B	UDA	CHE	HEA	MIL	Win	Loss	Position
2 UDAL, Matthew (BB)		1-3	3-0	3-0	2	1	2
3 CHEUNG, Marvin (BR)	3-1		3-0	3-0	3	0	1
6 HEAD, Jarryd (WY)	0-3	0-3		1-3	0	3	4
8 MILLS, Keanu (TV)	0-3	0-3	3-1		1	2	3

2016 Queensland Junior Championships Under 11 Boys' Singles

Event: SB1

Seedings:

- 1 BAKANAY, Zachary (BR)
- 2 UDAL, Matthew (BB)
- 3 CHEUNG, Marvin (BR)
- 4 DE SILVA, Vinuka (BB)

