

Results



Event: Queensland Veterans Championships

Dates: 5th July – 8th July 2013

Venue: Townsville, Queensland

OVER 30 MEN'S TEAMS

	TOWNSVILLE A	PRESIDENTS	TOWNSVILLE B	WINS	LOSSES	MP	PLACE
TOWNSVILLE A		5-0	4-0	2	0	4	1
PRESIDENTS	0-5		4-1	1	1	3	2
TOWNSVILLE B	0-4	1-4		0	2	2	3

OVER 30 MEN'S TEAMS

		TOWNSVILLE A		PRESIDENTS		TOWNSVILLE B				
		E. ACAR	V. VANGAVETI	J. JONES	R. ARCHER	A. CORREA	B. GAETA	Wins	Losses	%Wins
TOWNSVILLE A	E. ACAR			3-0	3-0	3-1	3-0	4	0	100%
	V. VANGAVETI			3-1	3-0	3-0	3-0	4	0	100%
PRESIDENTS	J. JONES	0-3	1-3			3-2	3-1	2	2	50%
	R. ARCHER	0-3	0-3			0-3	3-0	1	3	25%
TOWNSVILLE B	A. CORREA	1-3	0-3	2-3	3-0			1	3	25%
	B. GAETA	0-3	0-3	1-3	0-3			0	4	0%

OVER 40 MEN'S TEAMS

	BRISBANE	GOLD COAST	WYNNUM	TOWNSVILLE	COMPOSITE	WINS	LOSSES	MP	PLACE
BRISBANE		9-0	9-0	9-0	9-0	4	0	8	1
GOLD COAST	0-9		7-2	7-2	8-1	3	1	7	2
WYNNUM	0-9	2-7		8-1	6-3	2	2	6	3
TOWNSVILLE	0-9	2-7	1-8		4-5	0	4	4	5
COMPOSITE	0-9	1-8	3-6	5-4		1	3	5	4

OVER 40 MEN'S TEAMS

		BRISBANE				GOLD COAST			WYNNUM			TOWNSVILLE			COMPOSITE			Wins	Losses	Win%
		P. EASLING	A. JEFFRESS	G. LANE	B. McDONNELL	V. BUCKLAND	M. MULLEY	J. PENHALIGON	R. CLARK	M. CROUCH	D. JORGENSEN	P. FYHN	D. HARRISON	T. WOODS	P. YU	R. RICHARDS	M. ROSE			
BRISBANE	P. EASLING								3-1	3-1	3-1	3-1	3-0	3-0	3-2	3-0	3-0	9	0	100%
	A. JEFFRESS					3-0	3-1	3-0	3-0	3-0	3-0	3-0	3-0	3-0				9	0	100%
	G. LANE					3-0	3-1	3-1				3-1	3-0	3-0	3-0	3-0	3-0	9	0	100%
	B. McDONNELL					3-0	3-0	3-0	3-0	3-0	3-0				3-0	3-0	3-0	9	0	100%
GOLD COAST	V. BUCKLAND		0-3	0-3	0-3				0-3	3-0	3-0	1-3	3-0	3-0	0-3	3-0	3-0	6	6	50%
	M. MULLEY		1-3	1-3	0-3				1-3	3-0	3-0	3-0	3-1	3-0	3-0	3-0	3-0	8	4	66.67%
	J. PENHALIGON		0-3	1-3	0-3				3-2	3-1	3-0	1-3	3-0	3-0	3-2	3-1	3-0	8	4	66.67%
WYNNUM	R. CLARK	1-3	0-3		0-3	3-0	3-1	2-3							3-0	3-1	3-0	7	5	58.33%
	M. CROUCH	1-3	0-3		0-3	0-3	0-3	1-3							3-2	3-1	3-0	5	7	41.67%
	D. JORGENSEN	1-3	0-3		0-3	0-3	0-3	0-3				1-3	3-0	3-0	1-3	3-2	3-0	4	8	33.33%
TOWNSVILLE	P. FYHN	1-3	0-3	1-3		3-1	0-3	3-1	0-3	2-3	3-1				0-3	3-0	3-0	5	7	41.67%
	D. HARRISON	0-3	0-3	0-3		0-3	1-3	0-3	1-3	1-3	0-3				0-3	1-3	3-0	1	11	8.33%
	T. WOODS	0-3	0-3	0-3		0-3	0-3	0-3	0-3	0-3	0-3				0-3	1-3	3-0	1	11	8.33%
COMPOSITE	P. YU	2-3		0-3	0-3	3-0	0-3	2-3	3-2	3-1	3-0	3-0	3-0					7	5	58.33%
	R. RICHARDS	0-3		0-3	0-3	0-3	0-3	1-3	1-3	1-3	2-3	0-3	3-1	3-1				2	10	16.67%
	M. ROSE	0-3		0-3	0-3	0-3	0-3	0-3	0-3	0-3	0-3	0-3	0-3	0-3				0	12	0%

OVER 40 WOMEN'S TEAMS

	GOLD COAST	PRESIDENTS	TOWNSVILLE	WINS	LOSSES	MP	PLACE
GOLD COAST		4-1	4-1	2	0	4	1
PRESIDENTS	1-4		2-3	0	2	2	3
TOWNSVILLE	1-4	3-2		1	1	3	2

OVER 40 WOMEN'S TEAMS

		GOLD COAST		PRESIDENTS		TOWNSVILLE				
		H. BARNETT	R. CORDINGLEY	J. YU	K. OAKLEY	K. WANT CHEUNG	S. GOODWIN	Wins	Losses	%Wins
GOLD COAST	H. BARNETT			3-1	3-0	3-0	3-0	4	0	100%
	R. CORDINGLEY			1-3	3-0	3-0	1-3	2	2	50%
PRESIDENTS	J. YU	1-3	3-1			3-0	3-1	3	1	75%
	K. OAKLEY	0-3	0-3			0-3	0-3	0	4	0%
TOWNSVILLE	K. WANT CHEUNG	0-3	0-3	0-3	3-0			1	3	25%
	S. GOODWIN	0-3	3-1	1-3	3-0			2	2	50%

OVER 50 MEN'S TEAMS - GROUP A							
	TOWNSVILLE A	WYNNUM	CAIRNS	WINS	LOSSES	MP	PLACE
TOWNSVILLE A		9-0	8-1	2	0	4	1
WYNNUM	0-9		0-9	0	2	2	3
CAIRNS	1-8	9-0		1	1	3	2

OVER 50 MEN'S TEAMS - GROUP B								
	GOLD COAST	PRESIDENTS	TOOWOOMBA	TOWNSVILLE B	WINS	LOSSES	MP	PLACE
GOLD COAST		9-0	4-5	9-0	2	1	5	2
PRESIDENTS	0-9		1-8	5-4	1	2	4	3
TOOWOOMBA	5-4	8-1		7-2	3	0	6	1
TOWNSVILLE B	0-9	4-5	2-7		0	3	3	4

OVER 50 MEN'S PLAYOFFS

1ST TOWNSVILLE A DEF TOOWOOMBA 5-4
 3RD GOLD COAST V CAIRNS 6-3
 5TH WYNNUM V PRESIDENTS 7-2

OVER 50 MEN'S TEAMS - GROUP A

		TOWNSVILLE A			WYNNUM			CAIRNS					
		T. MORATO	G. WALMSLEY	M. WELLINGTON	B. BEUTEL	P. CLAKRE	P. CUMMING	R. PERRY	P. UTTLEY	T. WOLTMANN	Wins	Losses	Win%
TOWNSVILLE A	T. MORATO				3-1	3-0	3-0	3-2	3-2	3-0	6	0	100%
	G. WALMSLEY				3-0	3-0	3-0	0-3	3-1	3-0	5	1	83%
	M. WELLINGTON				3-0	3-0	3-0	3-0	3-0	3-0	6	0	100%
WYNNUM	B. BEUTEL	1-3	0-3	0-3				0-3	1-3	0-3	0	6	0%
	P. CLAKRE	0-3	0-3	0-3				2-3	0-3	0-3	0	6	0%
	P. CUMMING	0-3	3-0	0-3				2-3	1-3	0-3	0	6	0%
CAIRNS	R. PERRY	2-3	3-0	0-3	3-0	3-2	3-2				4	2	67%
	P. UTTLEY	2-3	1-3	0-3	3-1	3-0	3-1				3	3	50%
	T. WOLTMANN	0-3	0-3	0-3	3-0	3-0	3-0				3	3	50%

OVER 50 MEN'S TEAMS - GROUP B

		GOLD COAST			PRESIDENTS			TOOWOOMBA			TOWNSVILLE B					
		P. CHEUNG	P. GRAINGER	P. KILMISTER	M. COUGHLAN	P. KEATING	M. JARVINEN	S. MITCHELL	I. POLKINGHORNE	N. SHERIFF	K. CHUN TIE	W. WORMALD	R. YOUNG	Wins	Losses	Win%
GOLD COAST	P. CHEUNG				3-0	3-0	3-0	1-3	3-1	3-0	3-0	3-0	3-0	8	1	88.88%
	P. GRAINGER				3-0	3-2	3-0	0-3	3-0	2-3	3-0	3-0	3-1	7	2	77.77%
	P. KILMISTER				3-1	3-0	3-0	0-3	1-3	3-0	3-0	3-0	3-1	7	2	77.77%
PRESIDENTS	M. COUGHLAN	0-3	0-3	1-3				0-3	0-3	2-3	0-3	3-0	0-3	1	8	11.11%
	P. KEATING	0-3	2-3	0-3				0-3	1-3	2-3	3-2	3-0	0-3	2	7	22.22%
	M. JARVINEN	0-3	0-3	0-3				0-3	0-3	3-1	1-3	3-0	3-0	3	6	33.33%
TOOWOOMBA	S. MITCHELL	3-1	3-0	3-0	3-0	3-0	3-0				3-0	3-0	3-0	9	0	100.00%
	I. POLKINGHORNE	1-3	0-3	3-1	3-0	3-1	3-0				3-0	3-0	3-0	7	2	77.77%
	N. SHERIFF	0-3	3-2	0-3	3-2	3-2	1-3				0-3	3-0	1-3	4	5	44.44%
TOWNSVILLE B	K. CHUN TIE	0-3	0-3	0-3	3-0	2-3	3-1	0-3	0-3	3-0				3	6	33.33%
	W. WORMALD	0-3	0-3	0-3	0-3	0-3	0-3	0-3	0-3	0-3				0	9	0.00%
	R. YOUNG	0-3	1-3	1-3	3-0	3-0	0-3	0-3	0-3	3-1				3	6	33.33%

2013 QUEENSLAND VETERANS CLOSED TABLE TENNIS CHAMPIONSHIPS

EVENT NO: **FINAL**
 EVENT NAME: **OVER 50 MEN**

ROUND	DAY	TIME	TABLE NO
4	Sun	13.00	1

TOWNSVILLE A							TOOWOOMBA										
Player's Name	Game					Player's Name	Game					Matches		Games			
	1	2	3	4	5		1	2	3	4	5	ABC	XYZ	ABC	XYZ		
A: Gary WALMSLEY	11	13	11			X: Neil SHERIFF	2	11	6			1		3			
B: Max WELLINGTON	11	11	11			Y: Ian POLKINGHORNE	3	6	8			1		3			
C: Terry MORATO	11	3	3	7		Z: Stephen MITCHELL	9	11	11	11			1	1	3		
B: Max WELLINGTON	11	11	11			X: Neil SHERIFF	4	4	3			1		3			
A: Gary WALMSLEY	11	6	5	5		Z: Stephen MITCHELL	8	11	11	11			1	1	3		
C: Terry MORATO	Win	Lose	7	11	10	9	Y: Ian POLKINGHORNE	Win	Lose	11	9	12	11		1	1	3
B: Max WELLINGTON	2	1	3	5	6		Z: Stephen MITCHELL	3		11	11	11			1		3
C: Terry MORATO	1	2	12	11	6	11	X: Neil SHERIFF		3	10	6	11	5	1		3	1
A: Gary WALMSLEY	2	1	11	11	11		Y: Ian POLKINGHORNE	1	2	6	9	3		1		3	
Team							Matches	Games	Captain's Signature								
Winner	TOWNSVILLE A						5	18									
Loser	TOOWOOMBA						4	13									

PLEASE RETURN MATCH BALL WITH SCORESHEET

2013 QUEENSLAND VETERANS CLOSED TABLE TENNIS CHAMPIONSHIPS

EVENT NO: 3rd PLAYOFF
EVENT NAME: OVER 50 MEN

ROUND	DAY	TIME	TABLE NO
4	Sun	13.00	6

GOLD COAST											CAIRNS										
Player's Name		Game					Player's Name		Game					Matches		Games					
		1	2	3	4	5			1	2	3	4	5	ABC	XYZ	ABC	XYZ				
A: Paul KILMISTER		11	4	11	8	11	X: Paul UTTLEY		9	11	8	11	8	1		3	2				
B: Peter GRAINGER		8	10	11	10	6	Y: Rodney PERRY		11	12	9	12	11		1	1	3				
C: Paul CHEUNG		11	11	11			Z: Thomas WOLTMANN		9	6	8			1		3					
B: Peter GRAINGER		8	12	9	5		X: Paul UTTLEY		11	10	11	11			1	1	3				
A: Paul KILMISTER		11	11	9	9	11	Z: Thomas WOLTMANN		8	3	11	11	9	1		3	2				
C: Paul CHEUNG		Win Lose		11	11	5	11		Y: Rodney PERRY		Win Lose		6	9	11	8	1		3	1	
B: Peter GRAINGER		1	2	11	5	16	5	11	Z: Thomas WOLTMANN			3	3	11	14	11	6	1		3	2
C: Paul CHEUNG		3		11	11	11			X: Paul UTTLEY		1	2	7	8	7			1		3	
A: Paul KILMISTER		2	1	11	4	12	11	8	Y: Rodney PERRY		2	1	6	11	10	13	11		1	2	3
Team								Matches		Games		Captain's Signature									
Winner		GOLD COAST						6		22											
Loser		CAIRNS						3		16											

PLEASE RETURN MATCH BALL WITH SCORESHEET

2013 QUEENSLAND VETERANS CLOSED TABLE TENNIS CHAMPIONSHIPS

EVENT NO: 5th PLAYOFF
 EVENT NAME: OVER 50 MEN

ROUND	DAY	TIME	TABLE NO
4	Sun	13.00	5

WYNNUM						PRESIDENTS 1											
Player's Name	Game					Player's Name	Game					Matches		Games			
	1	2	3	4	5		1	2	3	4	5	ABC	XYZ	ABC	XYZ		
A: Peter CLARKE	8	11	11	11	11	X: Matti JARVINEN	11	6	13	7	9	1		3	2		
B: Peter CUMMING	1	4	12	5		Y: Mick COUGHLAN	11	11	10	11			1	1	3		
C: Bradley BEUTEL	11	7	12	8		Z: Patrick KEATING	6	11	14	11			1	1	3		
B: Peter CUMMING	12	11	5	11		X: Matti JARVINEN	10	2	11	8		1		3	1		
A: Peter CLARKE	10	11	11	11		Z: Patrick KEATING	12	5	5	9		1		3	1		
C: Bradley BEUTEL	Win	Lose	12	11	9	11	Y: Mick COUGHLAN	Win	Lose	10	7	11	8	1		3	1
B: Peter CUMMING	2	1	8	11	11	11	Z: Patrick KEATING	1	2	11	4	9	7	1		3	1
C: Bradley BEUTEL	2	1	11	11	11		X: Matti JARVINEN		3	8	4	9		1		3	
A: Peter CLARKE	3		11	11	11		Y: Mick COUGHLAN	1	2	8	7	7		1		3	
Team						Matches		Games		Captain's Signature							
Winner WYNNUM						7		23									
Loser PRESIDENTS 1						2		12									

PLEASE RETURN MATCH BALL WITH SCORESHEET

OVER 50 WOMEN'S TEAMS

	TOWNSVILLE	WYNNUM	MACKAY	PRESIDENTS A	PRESIDENTS B	WINS	LOSSES	MP	PLACE
TOWNSVILLE		4-1	5-0	5-0	5-0	4	0	8	1
WYNNUM	1-4		5-0	5-0	5-0	3	1	7	2
MACKAY	0-5	0-5		3-2	3-2	2	2	6	3
PRESIDENTS A	0-5	0-5	2-3		1-4	0	4	4	5
PRESIDENTS B	0-5	0-5	2-3	4-1		1	3	5	4

OVER 50 WOMEN'S TEAMS

		TOWNSVILLE		WYNNUM		MACKAY		PRESIDENTS A		PRESIDENTS B				
		A. McDONNELL	A. SELLWOOD	M. KRANZ	K. WILLIS	D. KNIGHT	C. MORGAN	K. PHAM	H. DUNLEVIE	S. OKUMURA	M. VICK	Wins	Losses	%Wins
TOWNSVILLE	A. McDONNELL			3-0	3-0	3-0	3-0	3-0	3-0	3-0	3-0	8	0	100%
	A. SELLWOOD			0-3	3-1	3-0	3-0	3-1	3-0	3-0	3-0	7	1	88%
WYNNUM	M. KRANZ	0-3	3-0			3-0	3-0	3-0	3-1	3-0	3-1	7	1	88%
	K. WILLIS	0-3	1-3			3-0	3-0	3-0	3-0	3-0	3-0	6	2	75%
MACKAY	D. KNIGHT	0-3	0-3	0-3	0-3			2-3	3-0	3-0	1-3	2	6	25%
	C. MORGAN	0-3	0-3	0-3	0-3			2-3	3-0	3-0	1-3	2	6	25%
PRESIDENTS A	K. PHAM	1-3	0-3	1-3	0-3	3-2	3-2			3-0	1-3	3	5	38%
	H. DUNLEVIE	0-3	0-3	0-3	0-3	0-3	0-3			1-3	0-3	0	8	0%
PRESIDENTS B	S. OKUMURA	0-3	0-3	0-3	0-3	0-3	0-3	0-3	3-1			1	7	13%
	M. VICK	0-3	0-3	1-3	0-3	3-1	3-1	3-1	3-0			4	4	50%

OVER 60 MEN'S TEAMS - GROUP A							
	TOWNSVILLE A	WYNNUM	GOLD COAST B	WINS	LOSSES	MP	PLACE
TOWNSVILLE A		5-0	4-1	2	0	4	1
WYNNUM	0-5		1-4	0	2	2	3
GOLD COAST B	1-4	4-1		1	1	3	2

OVER 60 MEN'S TEAMS - GROUP B								
	GOLD COAST	BRISBANE	SUNSHINE COAST	TOWNSVILLE B	WINS	LOSSES	MP	PLACE
GOLD COAST		5-0	3-2	5-0	3	0	6	1
BRISBANE	0-5		0-5	5-0	1	2	4	3
SUNSHINE COAST	2-3	5-0		5-0	2	1	5	2
TOWNSVILLE B	0-5	0-5	0-5		0	3	3	4

PLAYOFFS

1st TOWNSVILLE A DEF GOLD COAST 4-1
3rd SUNSHINE COAST DEF GOLD COAST B 4-1
5th WYNNUM DEF BRISBANE 3-2

OVER 60 MEN'S TEAMS - GROUP A

		TOWNSVILLE A		WYNNUM			GOLD COAST B						
		J. SHERIFF	B. WRIGHT	A. DRURY	J. LEGGATT	J. OPATRYN	W. BORKHARDT	C. GRADWELL	Wins	Losses	Win%		
TOWNSVILLE A	J. SHERIFF				3-0	3-0	3-2	3-1	4	0	100%		
	B. WRIGHT				3-0	3-0	3-1	3-0	4	0	100%		
WYNNUM	A. DRURY										0%		
	J. LEGGATT	0-3	0-3				1-3	2-3	0	4	0%		
	J. OPATRYN	0-3	0-3				2-3	1-3	0	4	0%		
GOLD COAST B	W. BORKHARDT	2-3	1-3		3-1	3-2			2	2	50%		
	C. GRADWELL	1-3	0-3		3-2	3-1			2	2	50%		

OVER 60 MEN'S TEAMS - GROUP B

		GOLD COAST A			BRISBANE			SUNSHINE COAS		TOWNSVILLE B				
		T. SAMUELSSON	T. WEBB	R. GREVES	M. BATTILANA	M. EDWARDS	R. HILL	A. BRUHN	T. TAYLFORTH	C. OXENHAM	G. WOLFE	Wins	Losses	Win%
GOLD COAST A	T. SAMUELSSON				3-0	3-0		3-0	3-1	3-0	3-0	6	0	100%
	T. WEBB				3-0	3-0		1-3	0-3	3-1	3-0	4	2	66.66%
	R. GREVES													0%
BRISBANE	M. BATTILANA	0-3	0-3					1-3	0-3	3-2	3-0	2	4	33.33%
	M. EDWARDS	0-3	0-3									0	2	0%
	R. HILL									3-0	3-0	2	0	100%
SUNSHINE COAST	A. BRUHN	0-3	3-1		3-1					3-0	3-0	4	1	80%
	T. TAYLFORTH	1-3	3-0		3-0					3-0	3-0	4	1	80%
TOWNSVILLE B	C. OXENHAM	0-3	1-3		2-3		0-3	0-3	0-3			0	6	0%
	G. WOLFE	0-3	0-3		0-3		0-3	0-3	0-3			0	6	0%

2013 QUEENSLAND VETERANS CLOSED TABLE TENNIS CHAMPIONSHIPS

EVENT NO: **FINAL**
 EVENT NAME: **Over 60 Men**

ROUND	DAY	TIME	TABLE NO
4	Sun	16.00	3

TOWNSVILLE A						GOLD COAST A																			
Player's Name						Game	Game	Game	Game	Game	Game	Matches		Games											
Player's Name						1	2	3	4	5	1	2	3	4	5	AB	XY	AB	XY						
A: Bernard WRIGHT						11	11	11			X: Tony WEBB		7	4	4			1		3					
B: John SHERRIFF						12	11	11			Y: Thomas SAMUELSSON		10	9	8			1		3					
A: Bernard WRIGHT						7	12	8	12		Y: Thomas SAMUELSSON		11	10	11	14			1	1	3				
B: John SHERRIFF						Win Lose		11	8	11	11		X: Tony WEBB		Win Lose		5	11	5	5		1		3	1
Doubles						4	1	11	11	11		Doubles		1	4				1		3				
Team						Matches		Games		Captain's Signature															
Winner TOWNSVILLE A						4																			
Loser GOLD COAST A						1																			

PLEASE RETURN MATCH BALL WITH SCORESHEET

2013 QUEENSLAND VETERANS CLOSED TABLE TENNIS CHAMPIONSHIPS

EVENT NO: 3RD PLAYOFF
EVENT NAME: Over 60 Men

ROUND	DAY	TIME	TABLE NO
4	Sun	16.00	2

SUNSHINE COAST						GOLD COAST B																			
Player's Name						Game	Game	Game	Game	Game	Game	Matches		Games											
Player's Name						1	2	3	4	5	1	2	3	4	5	AB	XY	AB	XY						
A: Trevor TAYLFORTH						11	11	11				X: Werner BORKHARDT		9	3	5			1		3				
B: Alan BRUHN						11	11	8	11			Y: Col GRADWELL		9	7	11	8		1		3	1			
A: Trevor TAYLFORTH						11	11	11				Y: Col GRADWELL		7	4	4			1		3				
B: Alan BRUHN						Win	Lose	6	11	5	11	5	X: Werner BORKHARDT		Win	Lose	11	7	11	7	11		1	2	3
Doubles						4	1	11	11	11			Doubles		1	4					1		3		
Team						Matches		Games		Captain's Signature															
Winner SUNSHINE COAST						4																			
Loser GOLD COAST B						1																			

PLEASE RETURN MATCH BALL WITH SCORESHEET

2013 QUEENSLAND VETERANS CLOSED TABLE TENNIS CHAMPIONSHIPS

EVENT NO: **5TH PLAYOFF**
 EVENT NAME: **Over 60 Men**

ROUND	DAY	TIME	TABLE NO
4	Sun	16.00	1

WYNNUM							BRISBANE																				
Player's Name							Game	Game	Game	Game	Game	Game	Matches		Games												
Player's Name							1	2	3	4	5	1	2	3	4	5	AB	XY	AB	XY							
A: John LEGGAT							9	6	6			X: Ron HILL		11	11	11				1		3					
B: Jerzy OPATRNY							11	11	11			Y: Mike BATTILANA		8	9	7			1		3						
A: John LEGGAT							11	11	11			Y: Mike BATTILANA		4	8	6			1		3						
B: Jerzy OPATRNY							Win	Lose	11	11	14			X: Ron HILL		Win	Lose	8	7	12			1		3		
Doubles							3	2	9	11	6	7			Doubles		2	3	11	8	11	11			1	1	3
Team							Matches		Games		Captain's Signature																
Winner WYNNUM							3																				
Loser BRISBANE							2																				

PLEASE RETURN MATCH BALL WITH SCORESHEET

OVER 70 MEN'S TEAMS

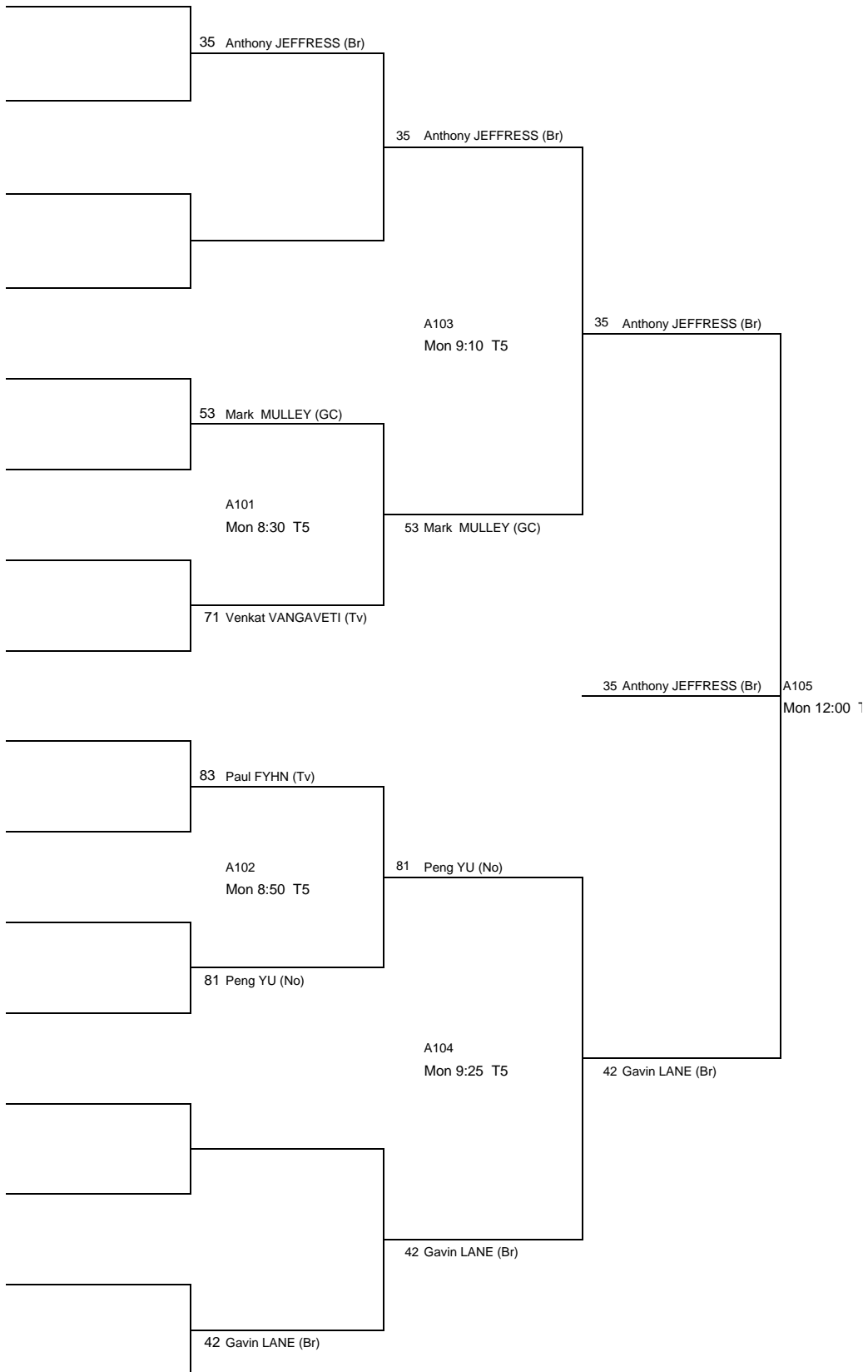
	SUNSHINE COAST	TOWNSVILLE	GOLD COAST	WYNNUM	CAIRNS	WINS	LOSSES	MP	PLACE
SUNSHINE COAST		5-0	4-1	5-0	4-1	4	0	8	1
TOWNSVILLE	0-5		4-1	5-0	4-1	3	1	7	2
GOLD COAST	1-4	1-4		5-0	2-3	1	3	5	4
WYNNUM	0-5	0-5	0-5		1-4	0	4	4	5
CAIRNS	1-4	1-4	3-2	4-1		2	2	6	3

OVER 70 MEN'S TEAMS

		SUNSHINE COAST		TOWNSVILLE		GOLD COAST		WYNNUM		CAIRNS				
		K. HAY	I. OAKLEY	H. BLIGH	M. BLIGH	G. McLACHLAN	F. ERDELYI	J. DAVIS	K. MENGE	E. LEE	C. PANG WAY	Wins	Losses	%Wins
SUNSHINE COAST	K. HAY			3-0	3-2	3-0	3-0	3-0	3-1	3-2	3-0	8	0	100%
	I. OAKLEY			3-2	3-1	3-2	0-3	3-0	3-0	1-3	3-2	6	2	75%
TOWNSVILLE	H. BLIGH	0-3	2-3			3-2	3-1	3-2	3-0	3-1	3-0	6	2	75%
	M. BLIGH	2-3	1-3			3-0	3-2	3-0	3-0	1-3	3-0	5	3	62.5%
GOLD COAST	G. McLACHLAN	0-3	2-3	2-3	0-3			3-1	3-1	0-3	3-2	3	5	37.5%
	F. ERDELYI	0-3	3-0	1-3	2-3			3-0	3-0	1-3	3-1	4	4	50%
WYNNUM	J. DAVIS	0-3	0-3	2-3	0-3	1-3	0-3			0-3	3-2	1	7	12.5%
	K. MENGE	1-3	0-3	0-3	0-3	1-3	0-3			1-3	0-3	0	8	0%
CAIRNS	E. LEE	2-3	3-1	1-3	3-1	3-0	3-1	3-0	3-1			6	2	75%
	C. PANG WAY	0-3	2-3	0-3	0-3	2-3	1-3	2-3	3-0			1	7	12.5%

Queensland Veterans 2013

OVER 30 MEN'S SINGLES



Queensland Veterans 2013

OVER 40 MEN'S SINGLES



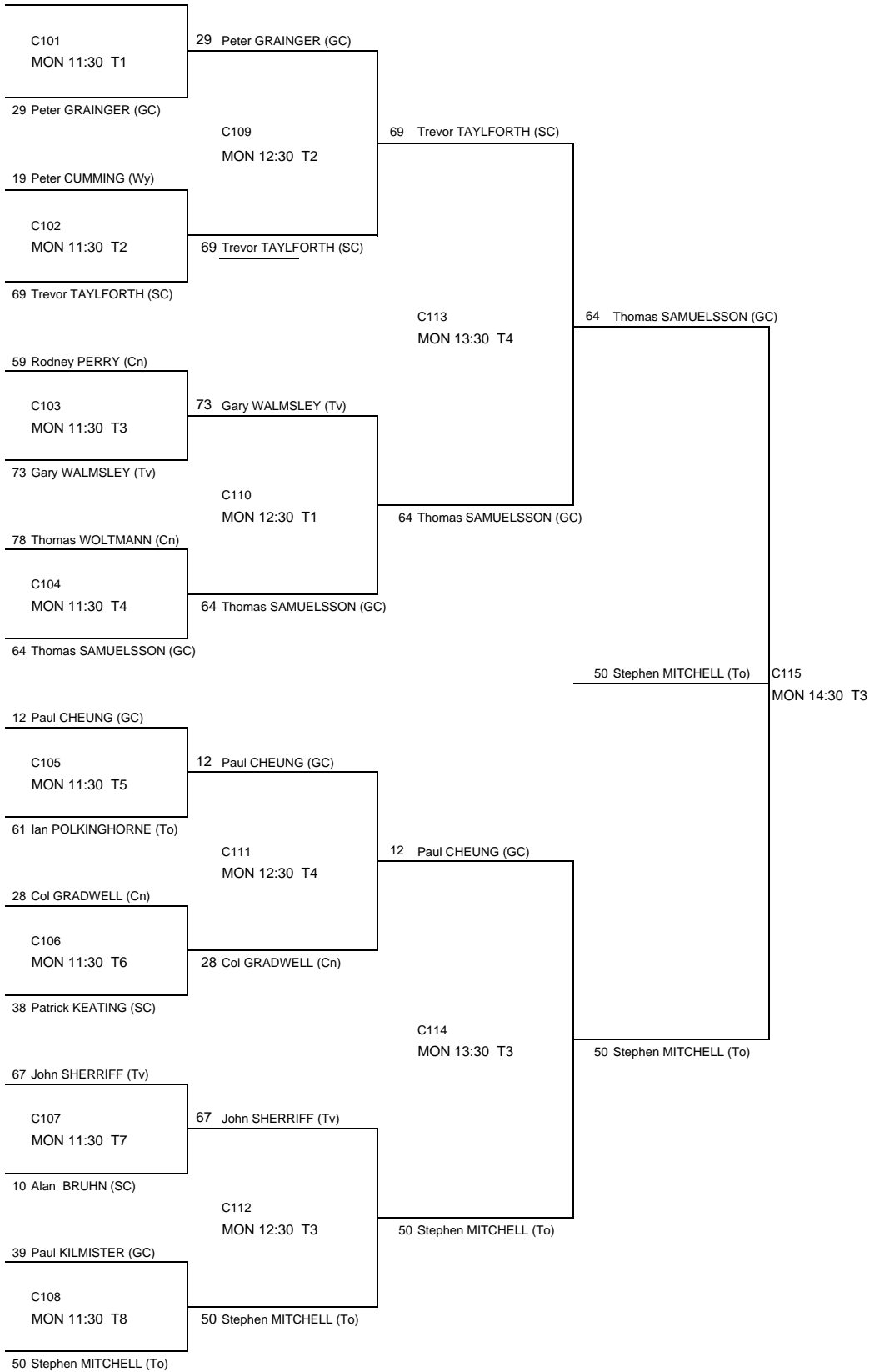
Queensland Veterans 2013

OVER 40 WOMEN'S SINGLES



Queensland Veterans 2013

OVER 50 MEN'S SINGLES



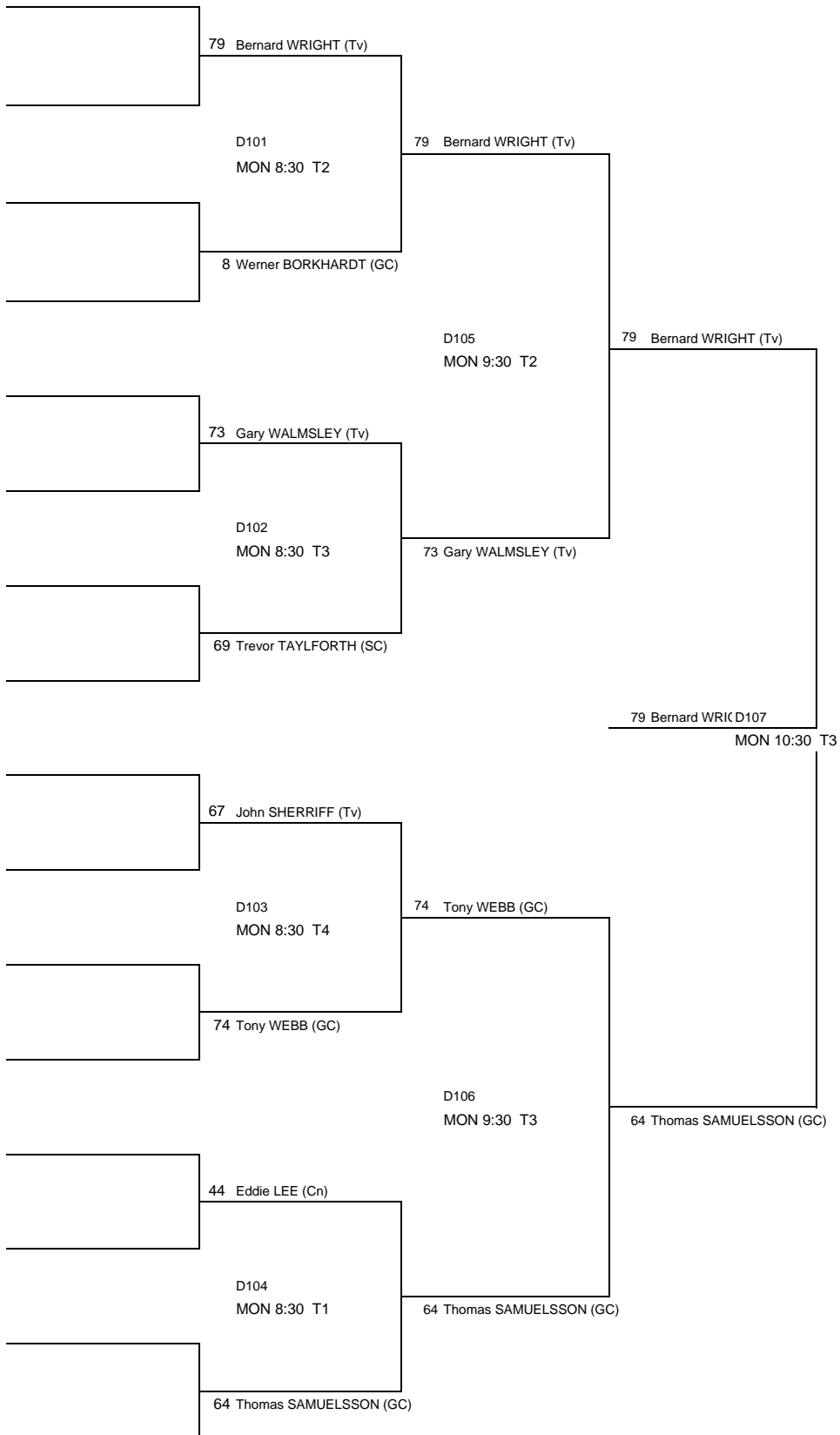
Queensland Veterans 2013

OVER 50 WOMEN'S SINGLES



Queensland Veterans 2013

OVER 60 MEN'S SINGLES



Queensland Veterans 2013

OVER 60 WOMEN'S SINGLES

GROUP : 1

Table Number: 6

Day: Monday

Time : 8:30

	PLAYERS' NAMES	Wins	Losses	Placing
52	A. Coral MORGAN (Mk)	1	1	2
55	B. Kathy OAKLEY (SC)		2	3
72	C. Melissa VICK (Tv)	2		1

WINNER : MELISSA VICK
RUNNER-UP : CORAL MORGAN

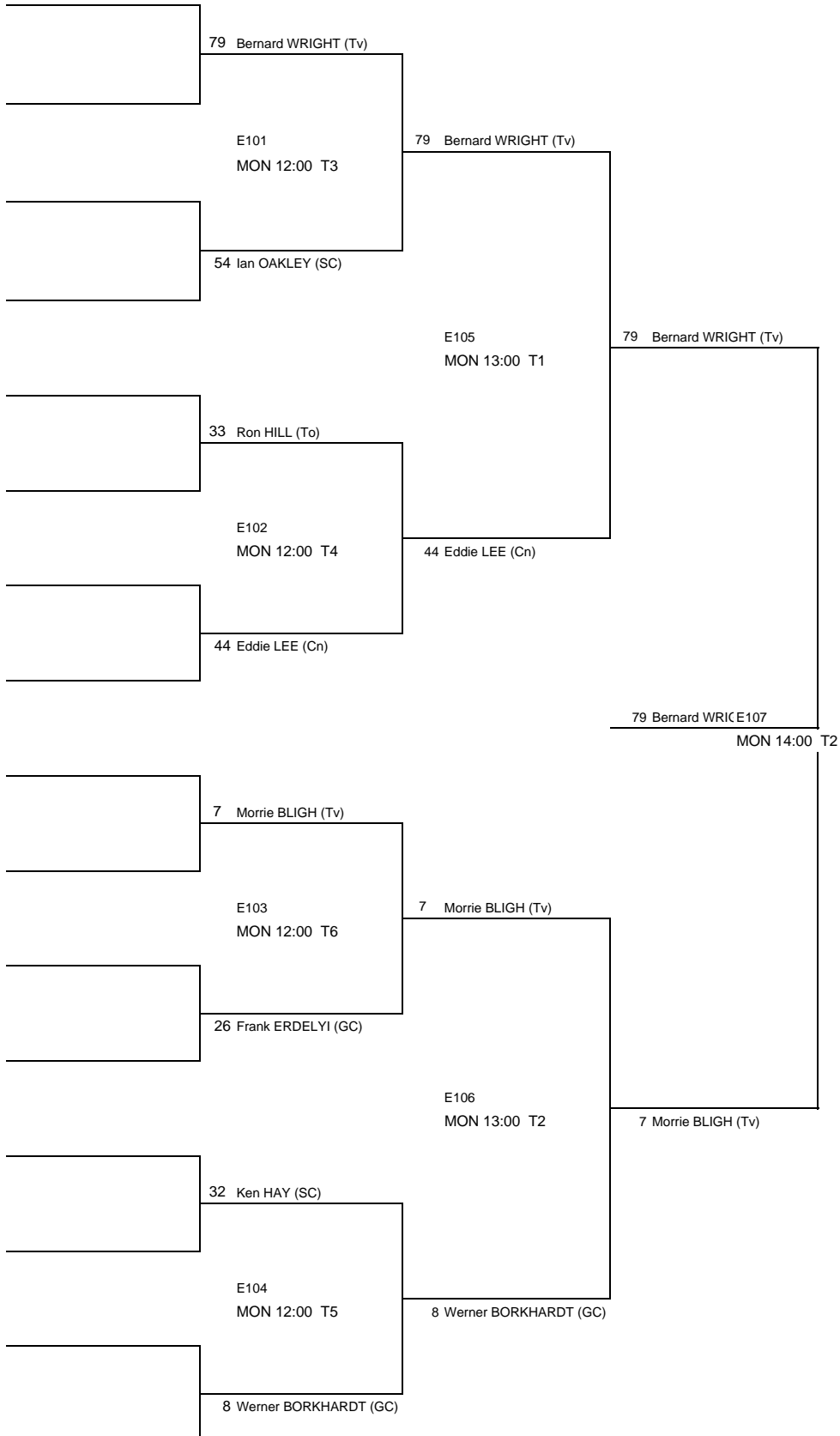
MATCH 1					WINNER
A. Coral MORGAN (Mk)	4	8	5		
C. Melissa VICK (Tv)	11	11	11		3

MATCH 2					WINNER
A. Coral MORGAN (Mk)	11	11	10	11	3
B. Kathy OAKLEY (SC)	6	5	12	4	1

MATCH 3					WINNER
B. Kathy OAKLEY (SC)	6	7	7		
C. Melissa VICK (Tv)	11	11	11		3

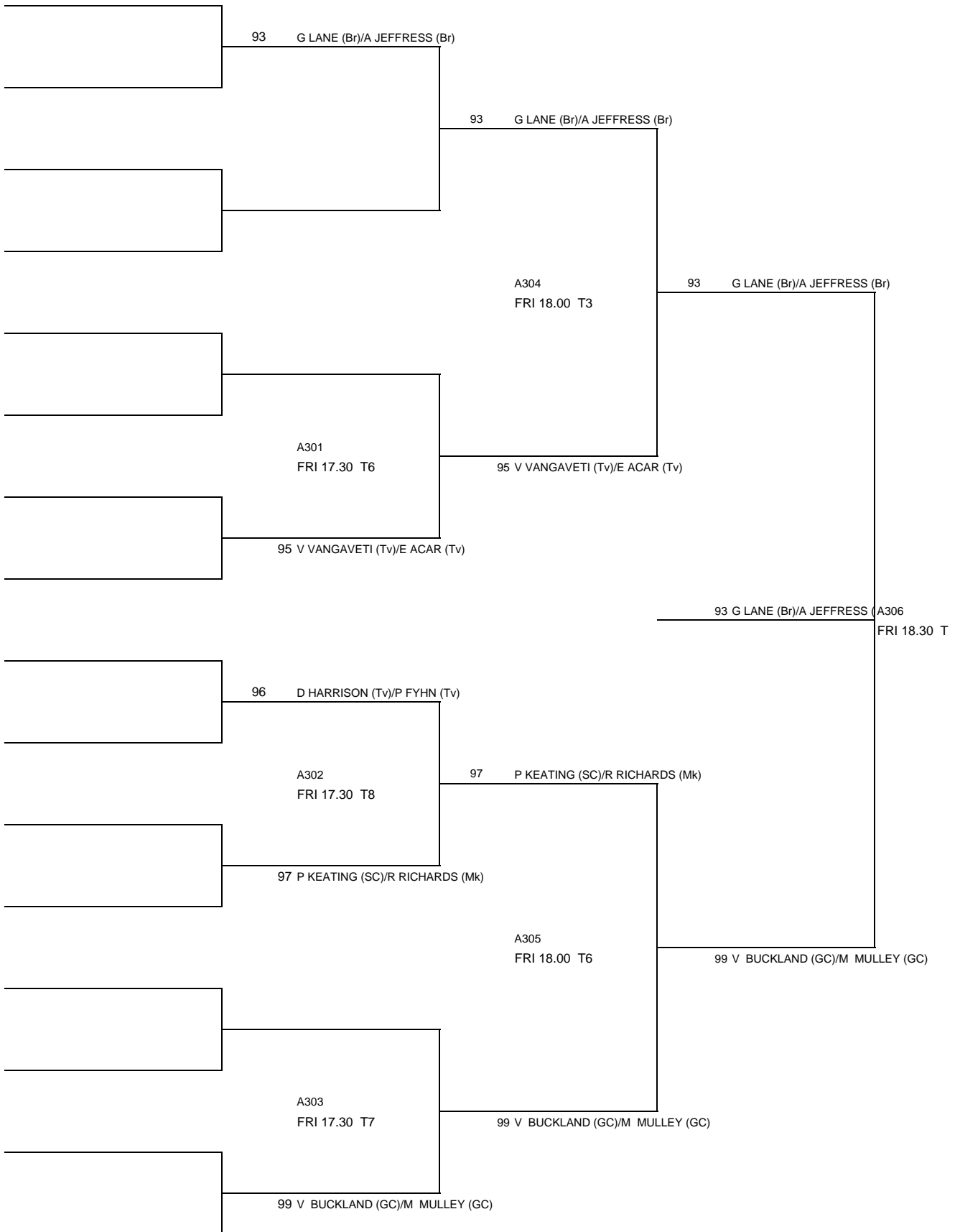
Queensland Veterans 2013

OVER 70 MEN'S SINGLES



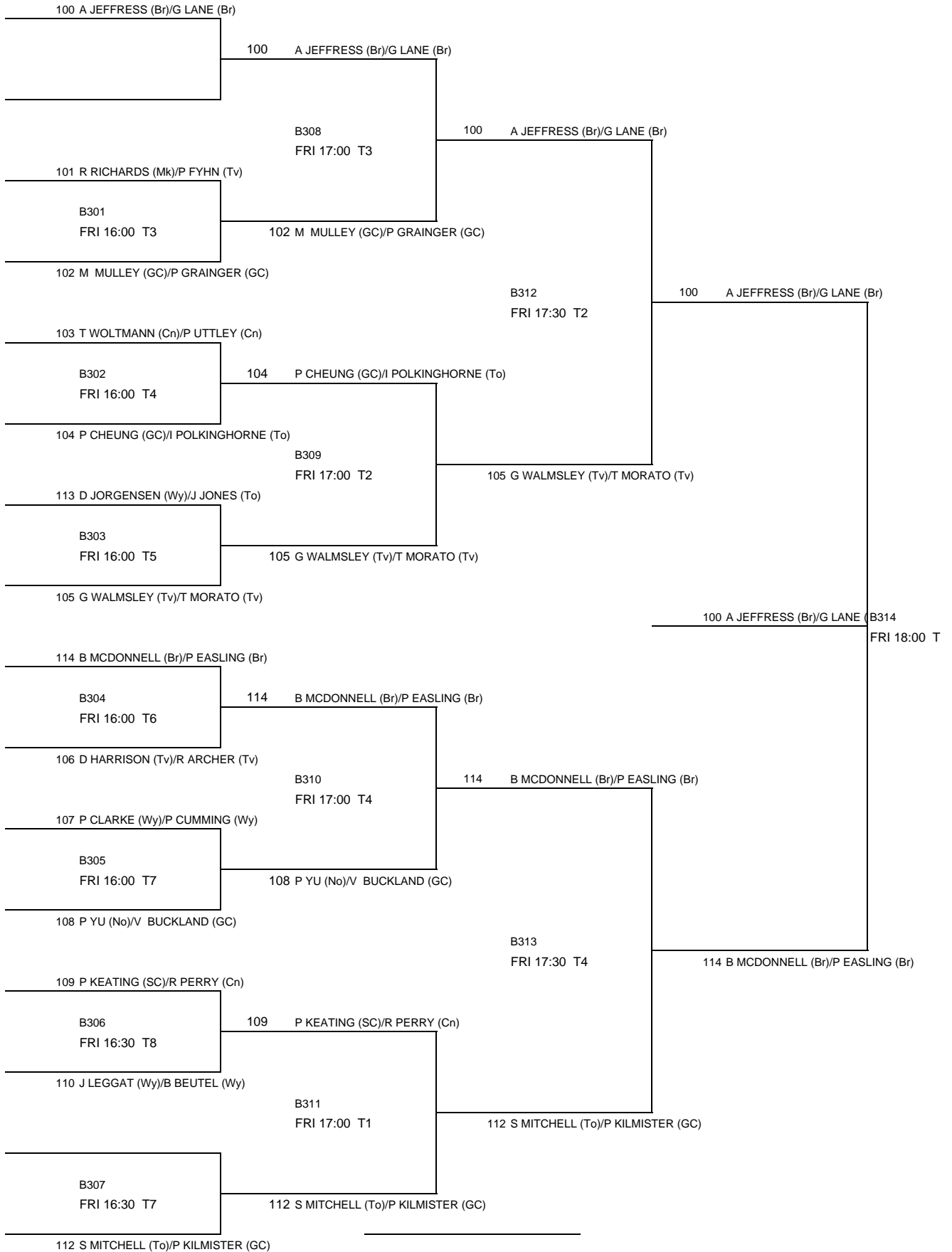
Queensland Veterans 2013

O30 Men's Doubles



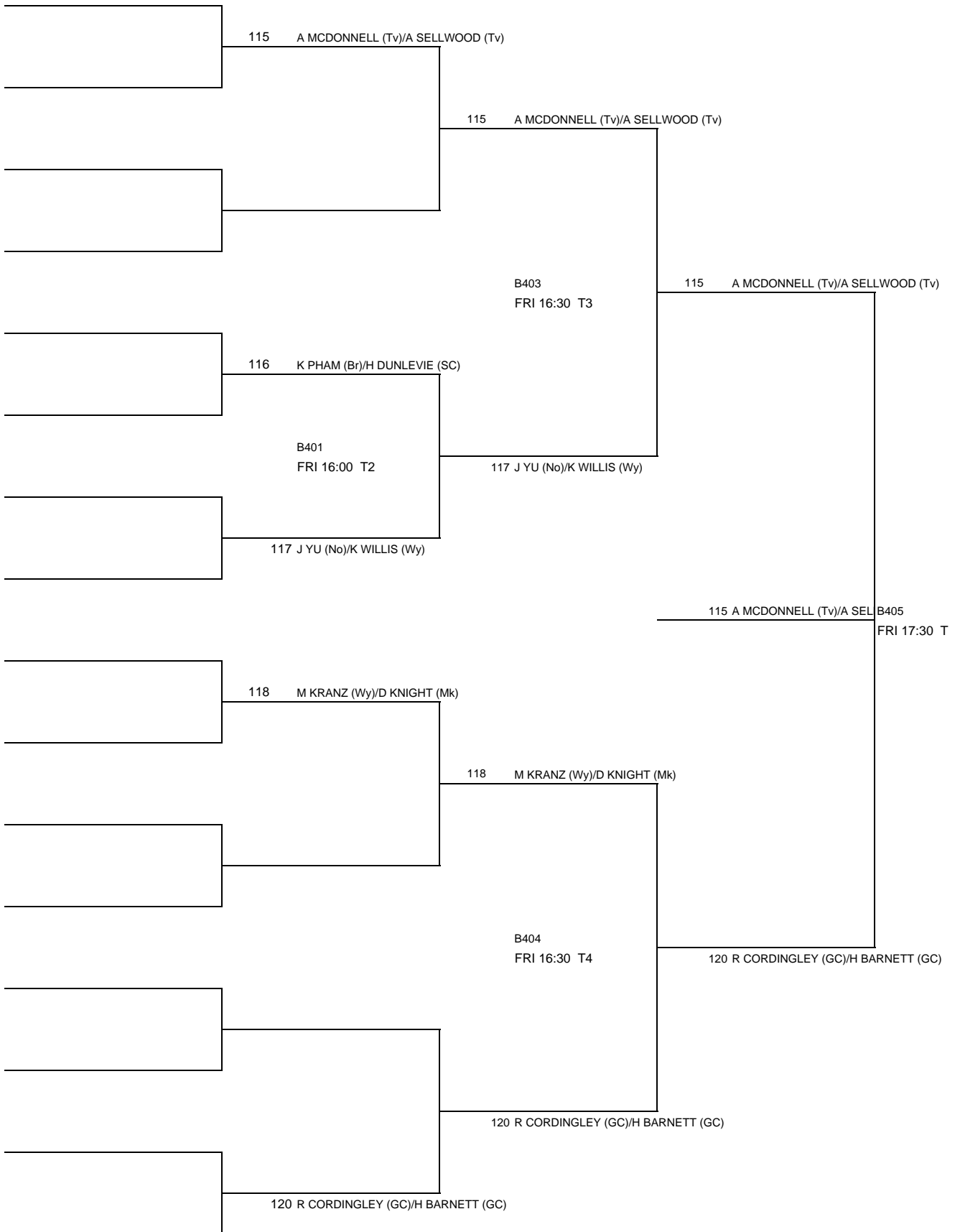
Queensland Veterans 2013

OVER 40 MEN'S DOUBLES



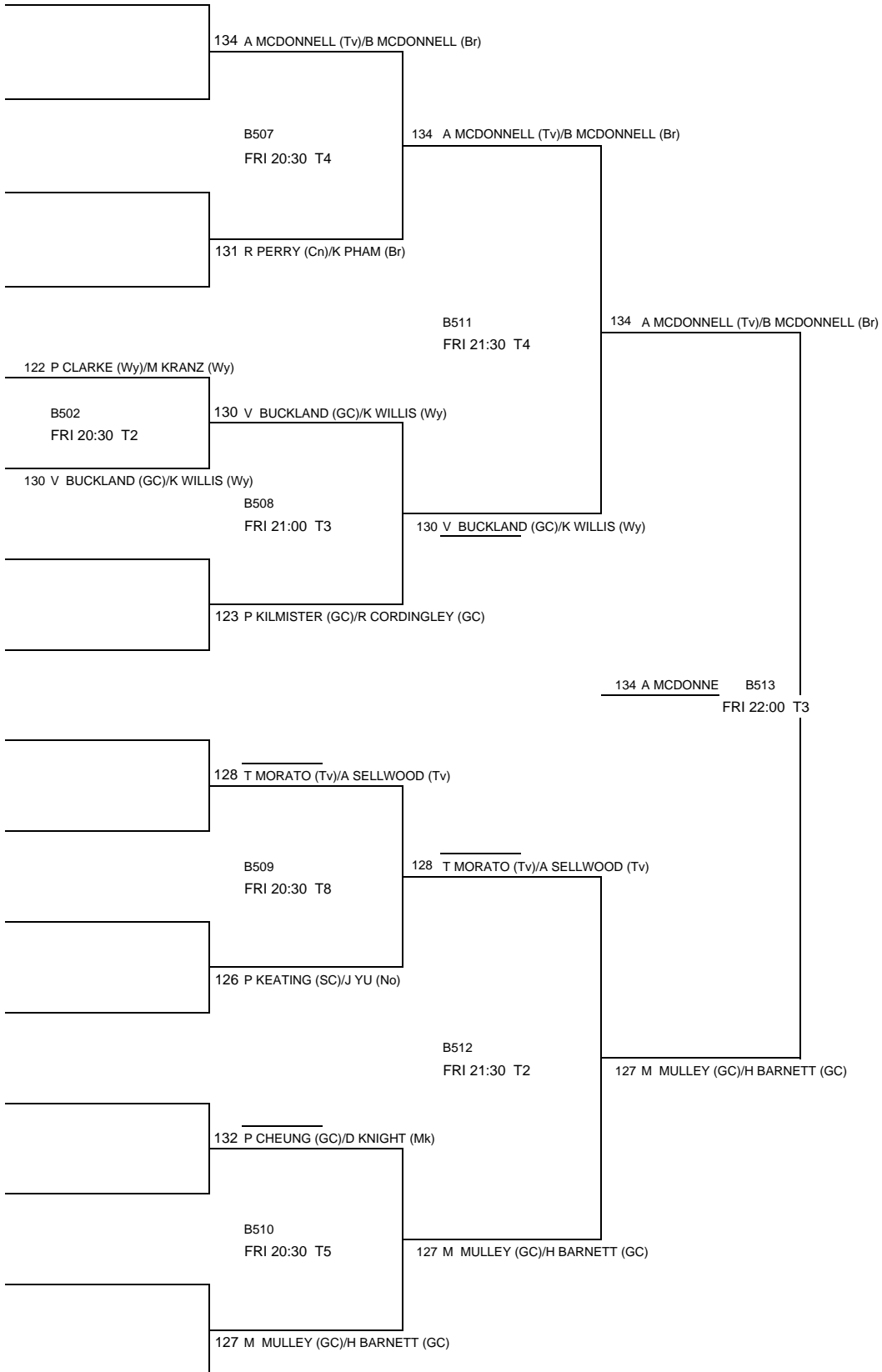
Queensland Veterans 2013

OVER 40 WOMEN'S DOUBLES



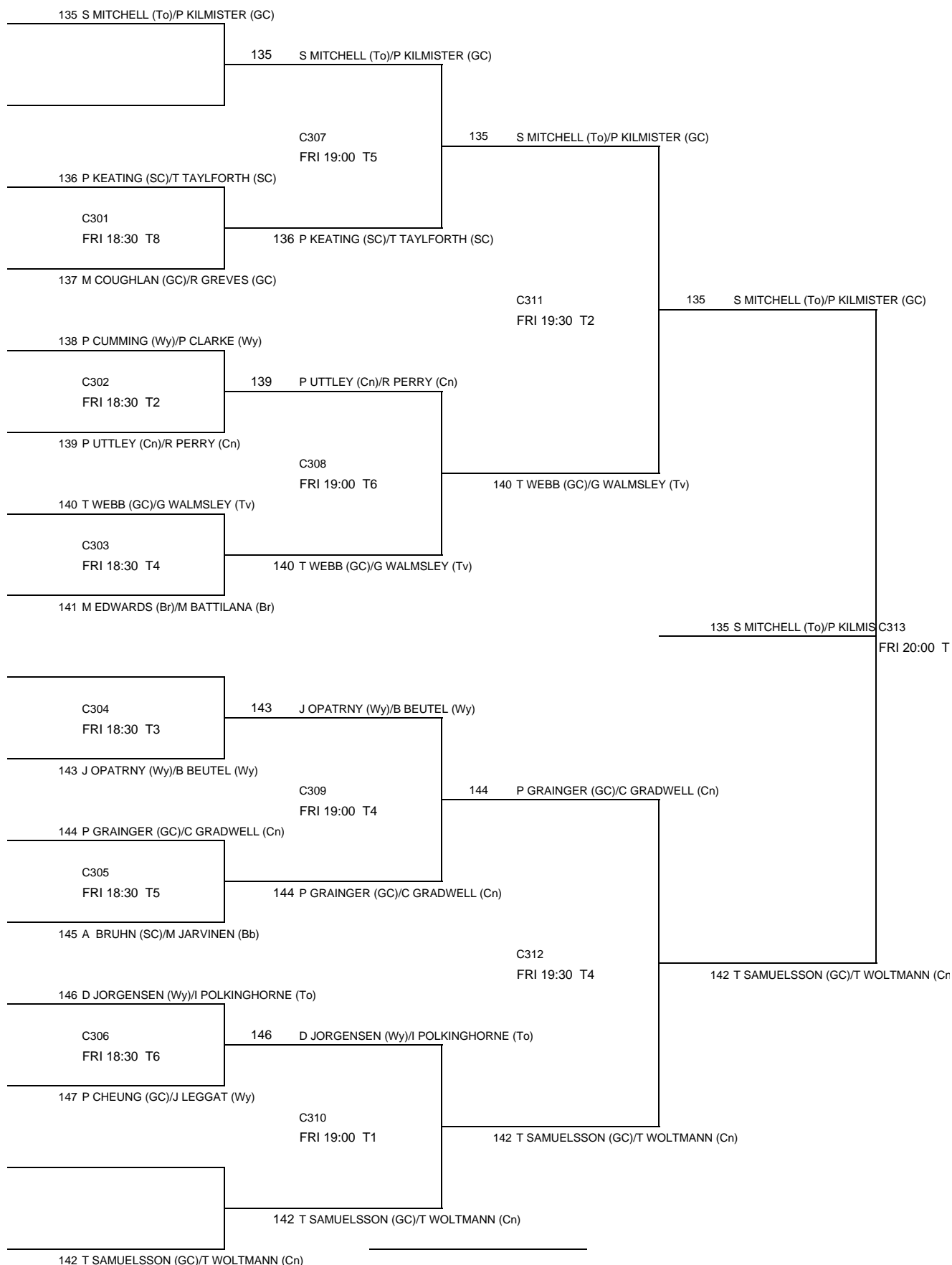
Queensland Veterans 2013

OVER 40 MIXED DOUBLES



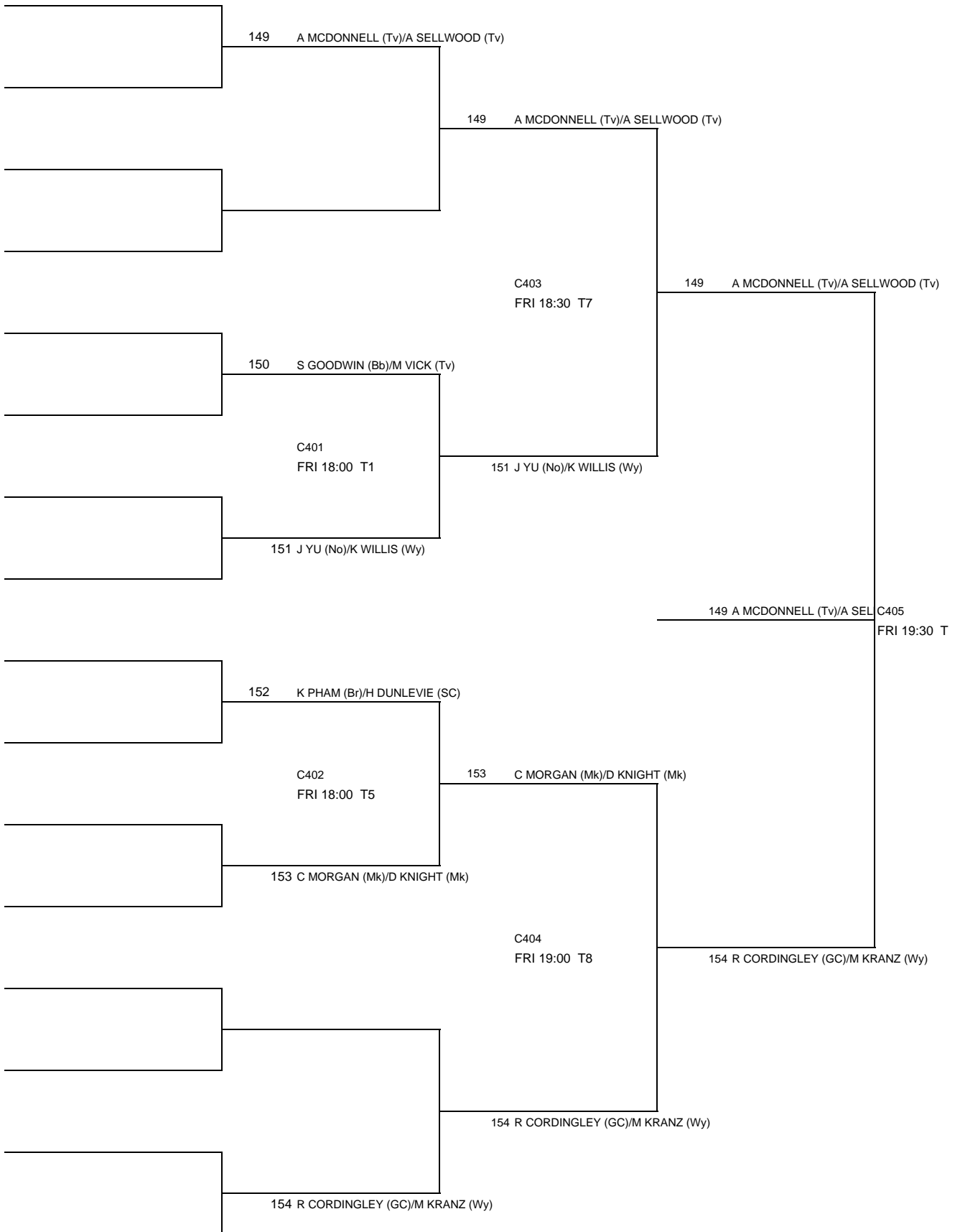
Queensland Veterans 2013

OVER 50 MEN'S DOUBLES



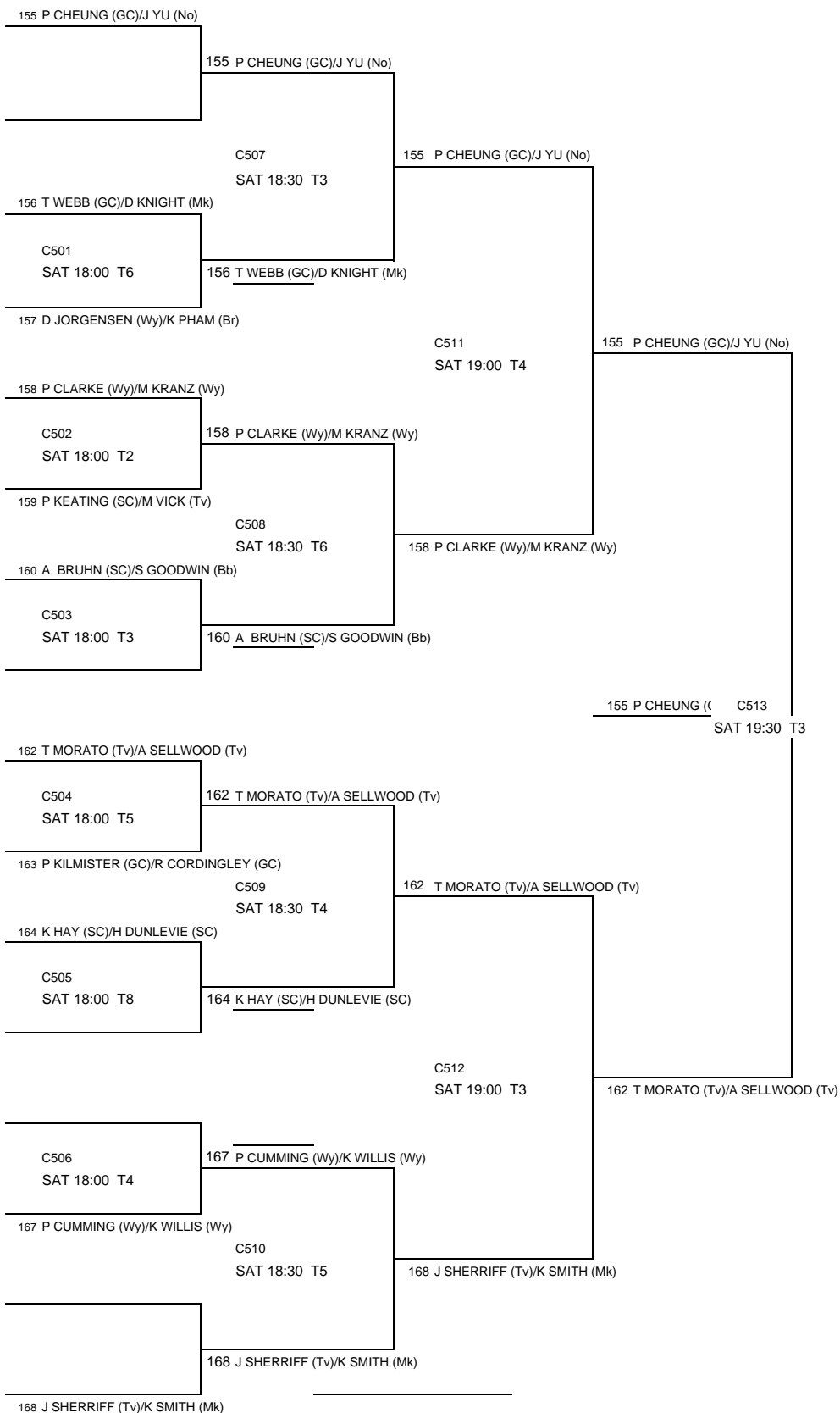
Queensland Veterans 2013

OVER 50 WOMEN'S DOUBLES



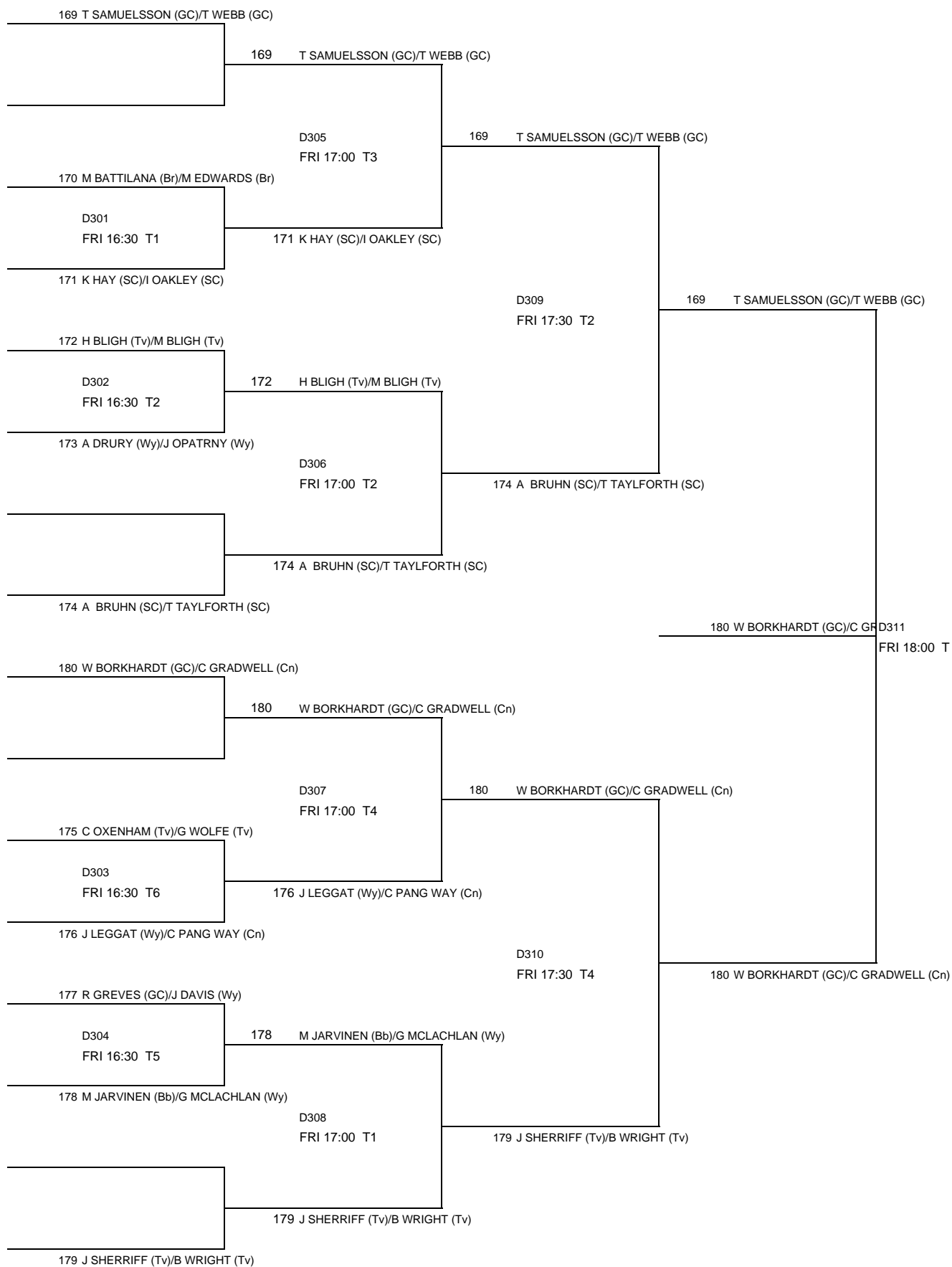
Queensland Veterans 2013

OVER 50 MIXED DOUBLES



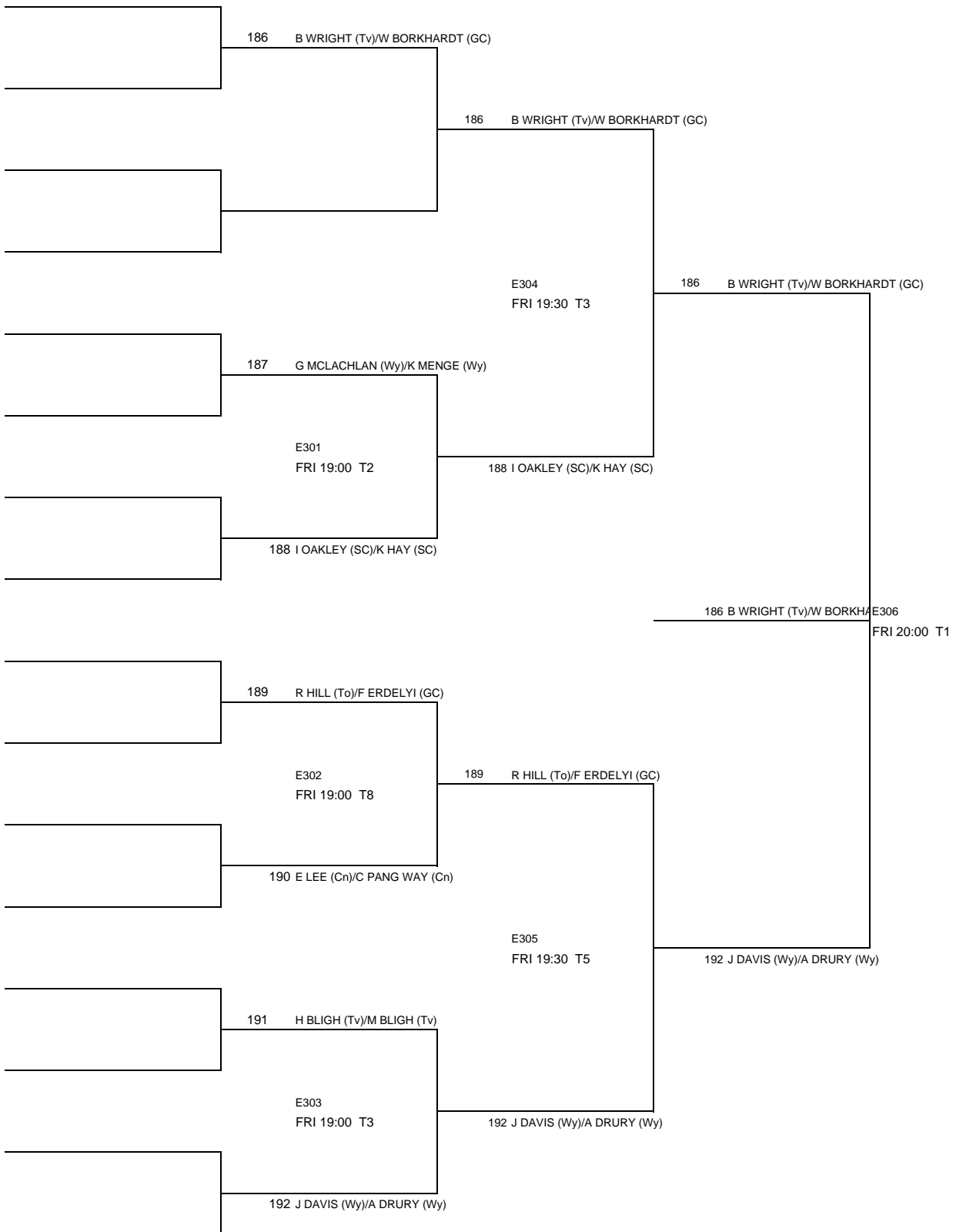
Queensland Veterans 2013

OVER 60 MEN'S DOUBLES



Queensland Veterans 2013

OVER 70 MEN'S DOUBLES



OVER 70 MIXED DOUBLES

GROUP : 1

Table Number: 7

Day: SAT

Time : 18:00

	PLAYERS' NAMES	Wins	Losses	Placing
193	A. H BLIGH (Tv)/C MORGAN (Mk)	2	0	1
194	B. I OAKLEY (SC)/K OAKLEY (SC)	1	1	2
195	C. M BLIGH (Tv)/L.MILLAR (Tv)	0	2	3

WINNER : H BLIGH/C MORGANRUNNER-UP : I OAKLEY/K OAKLEY

MATCH 1	TABLE 1	18:00					WINNER
A.	H BLIGH (Tv)/C MORGAN (Mk)	11	11	11			3
C.	M BLIGH (Tv)/L.MILLAR (Tv)	6	8	8			0

MATCH 2	TABLE 7	18:30					WINNER
A.	H BLIGH (Tv)/C MORGAN (Mk)	11	9	11	18		3
B.	I OAKLEY (SC)/K OAKLEY (SC)	9	11	9	16		1

MATCH 3	TABLE 5	19:00					WINNER
B.	I OAKLEY (SC)/K OAKLEY (SC)	14	11	11			3
C.	M BLIGH (Tv)/L.MILLAR (Tv)	12	5	3			0