

# Results

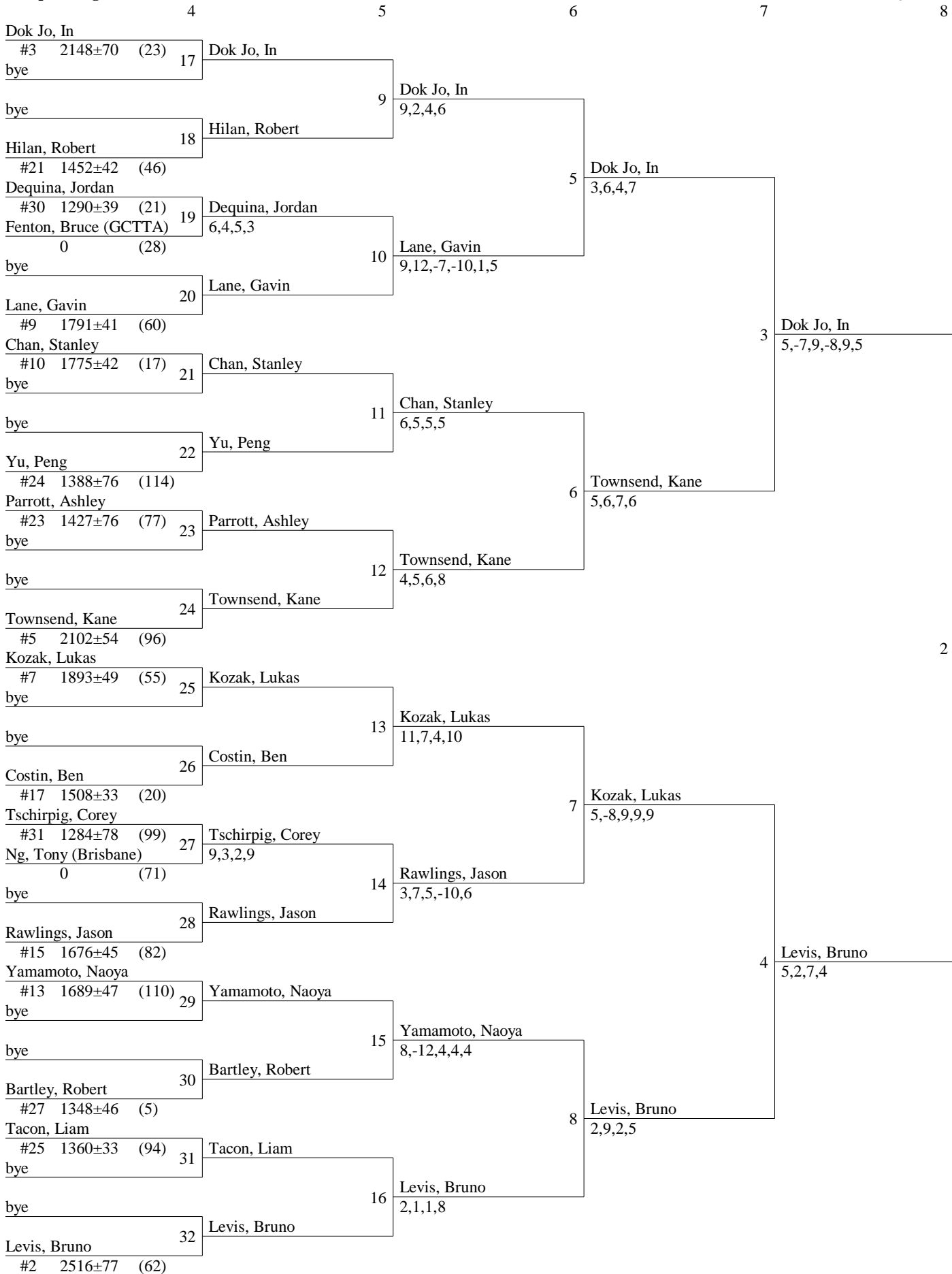


**Event:** Brisbane Open  
**Dates:** 15th May to 16th May 2010  
**Venue:** Brisbane, Queensland

Player	Rank	Score	Opponent	Opponent Rank	Score
Henzell, William	4		Henzell, William	1	
#1 2831±99 (44)					
bye					
Houghton, Ben	2		Houghton, Ben	2	
#19 1483±31 (48)					
Cerati, Wesley	3		Cerati, Wesley	3	
#26 1350±45 (16)					
bye					
Bozinov, John	4		Bozinov, John	2	
#12 1693±55 (11)					
Nomura, Takashi	5		Nomura, Takashi	3	
#11 1754±71 (73)					
bye					
Coombs, Kayla	6		Coombs, Kayla	6	
#22 1441±60 (19)					
Opatrny, George	7		Yue, Brian	7	
#32 1271±59 (75)					
Yue, Brian (Brisbane)	0	(115)	8,6,10,7		
bye					
Stevenson, Ashleigh	8		Stevenson, Ashleigh	4	
#8 1803±64 (91)					
Goedeke, Mark	9		Goedeke, Mark	5	
#6 2045±56 (36)					
bye					
Wang, Steven	10		Wang, Steven	10	
#29 1334±87 (102)					
Tran, Thanh	11		Tran, Thanh	11	
#18 1507±47 (98)					
bye					
Thomas, Rhys	12		Thomas, Rhys	6	
#16 1558±32 (95)					
Sherriff, John	13		Sherriff, John	7	
#14 1680±52 (85)					
bye					
Fenwick, Dale	14		Fenwick, Dale	7	
#28 1343±49 (29)					
Duffy, Jake	15		Duffy, Jake	15	
#20 1478±32 (25)					
bye					
Townsend, Wade	16		Townsend, Wade	8	
#4 2122±74 (97)					

Henzell, William	1	1,5,5,3	Henzell, William	1	4,1,4,3
Stevenson, Ashleigh	2	7,-3,10,7,-10,8	Stevenson, Ashleigh	4	15,-4,8,8,4
Goedeke, Mark	3	5,5,3,6	Goedeke, Mark	3	5,5,3,6
Townsend, Wade	4	6,8,11,7	Townsend, Wade	4	6,8,11,7
Henzell, William	1	4,8,8,1	Henzell, William	1	4,8,8,1
Townsend, Wade	2	7,9,5,2	Townsend, Wade	2	7,9,5,2



Henzell, William				
#1	2831±99	(44)	1	Henzell, William
Townsend, Wade				7,5,8,6
#4	2122±74	(97)		
Dok Jo, In				
#3	2148±70	(23)	2	Levis, Bruno
Levis, Bruno				5,8,5,10
#2	2516±77	(62)		
				Henzell, William
				-5,10,5,5,7

Group 1		1	2	3	W-L	Place
1	<b>Yamamoto, Naoya</b> #1 1689±47 (110)		L 2-3	W 3,3,4	1-1	2
2	<b>Dequina, Jordan</b> 1290±39 (21)	W -9,-5,9,8,8		W 2,1,9	2-0	1
3	Barnett, Jessie 955±63 (3)	L 0-3	L 0-3		0-2	3

Group 2		1	2	3	W-L	Place
1	<b>Thomas, Rhys</b> #2 1558±32 (95)		W -12,6,6,8	W 7,5,10	2-0	1
2	Tacon, Liam 1360±33 (94)	L 1-3		W 4,9,5	1-1	2
3	Barnett, Morgan 1142±61 (4)	L 0-3	L 0-3		0-2	3

Group 3		1	2	3	W-L	Place
1	<b>Houghton, Ben</b> #3 1483±31 (48)		W 9,9,7	W 6,6,-8,9	2-0	1
2	Pettett, Matthew Graham 1387±36 (79)	L 0-3		W 6,-8,7,8	1-1	2
3	Tschirpig, Corey 1284±78 (99)	L 1-3	L 1-3		0-2	3

8		9	
Dequina, Jordan			
1290±39 (21)	1	Houghton, Ben	
Houghton, Ben		5,3,8	
#3 1483±31 (48)	2		1
bye			
Thomas, Rhys		Houghton, Ben	
#2 1558±32 (95)		-8,3,-6,6,10	

Group 1	1	2	3	4	5	W-L	Place
1	<b>Thomas, Rhys</b> <b>Yamamoto, Naoya</b> #1 1623±28 (95,110)		W 5,2,8	W 7,4,8	W -9,3,8,8	W 9,-4,3,16	4-0 1
2	Dequina, Jordan Houghton, Ben 1386±25 (21,48)	L 0-3		W -5,5,6,-8,7	W 8,-7,6,5	W def	3-1 2
3	Barnett, Morgan Tacon, Liam 1251±35 (4,94)	L 0-3	L 2-3		W 1,7,8	W def	2-2 3
4	Hallas, Emily Zhang, Jenny 1111±47 (41,117)	L 1-3	L 1-3	L 0-3		W 0,0,0	1-3 4
5	Coombs, Kayla Martin, Ashley 0 (19,66)	L 1-3	L def	L def	L 0-3		0-4 5

www.RatingsCentral.com

9

Thomas, R., & Yamamoto, N.

#1 1623±28 (95,110)	1	Thomas, R., & Yamamoto, N.
---------------------	---	----------------------------

bye



Group 1		1	2	3	4	W-L	Place
1	<b>Townsend, Wade</b> #1 2122±74 (97)		W 6,5,6	W 3,4,8	W 5,8,6	3-0	1
2	Costin, Ben 1508±33 (20)	L 0-3		L 2-3	L 2-3	0-3	4
3	Tran, Thanh 1507±47 (98)	L 0-3	W -11,-7,7,9,9		W -8,9,-5,7,5	2-1	2
4	Yue, Brian (Brisbane) 0 (115)	L 0-3	W 7,-8,-8,8,8	L 2-3		1-2	3

Group 2		1	2	3	4	W-L	Place
1	<b>Townsend, Kane</b> #2 2102±54 (96)		W -4,6,1,7	W 8,6,6	W 3,3,9	3-0	1
2	Thomas, Rhys 1558±32 (95)	L 1-3		W 2,6,10	W 7,10,6	2-1	2
3	Fenwick, Dale 1343±49 (29)	L 0-3	L 0-3		L 1-3	0-3	4
4	Tschirpig, Corey 1284±78 (99)	L 0-3	L 0-3	W -7,6,11,8		1-2	3

Group 3		1	2	3	W-L	Place
1	<b>Nomura, Takashi</b> #3 1754±71 (73)		W 6,10,9	W 9,6,8	2-0	1
2	Yamamoto, Naoya 1689±47 (110)	L 0-3		W 5,6,7	1-1	2
3	Tacon, Liam 1360±33 (94)	L 0-3	L 0-3		0-2	3

Townsend, Wade #1 2122±74 (97)	1	Townsend, Wade 8,-8,6,3	1	Townsend, Wade 4,6,2
Nomura, Takashi #3 1754±71 (73)				
bye	2	Townsend, Kane		
Townsend, Kane #2 2102±54 (96)				

Group 1		1	2	3	W-L	Place
1	<b>Sherriff, John</b> #1 1680±52 (85)		W 5,8,2	W 4,4,6	2-0	1
2	Yu, Peng 1388±76 (114)	L 0-3		L 2-3	0-2	3
3	Vidacak, Zeny (BTTA) 0 (101)	L 0-3	W -5,-6,8,7,9		1-1	2

Group 2		1	2	3	W-L	Place
1	<b>Wiese, Brian</b> #2 1583±112 (107)		W -7,8,-9,8,8	W 10,8,12	2-0	1
2	Yang, Jim 1343±86 (111)	L 2-3		W 10,-10,9,9	1-1	2
3	Ng, Kwong 1270±78 (70)	L 0-3	L 1-3		0-2	3

Group 3		1	2	3	W-L	Place
1	<b>Hansen, Henning Paul</b> #3 1427±63 (42)		W 9,4,7	W 3,7,9	2-0	1
2	Buckland, Virgoe 1378±81 (12)	L 0-3		W 2,6,9	1-1	2
3	Keating, Patrick (SCTTA) 0 (54)	L 0-3	L 0-3		0-2	3

Sherriff, John

#1 1680±52 (85)

1 Sherriff, John

Hansen, Henning Paul

6,6,7

#3 1427±63 (42)

1

bye

Sherriff, John  
6,10,3

Wiese, Brian

2 Wiese, Brian

#2 1583±112 (107)

Group 1		1	2	3	4	W-L	Place
1	<b>Kranz, Margaret</b> #1 1596±54 (56)		W 7,-10,7,11	W -10,2,8,-7,8	L 1-3	2-1	2
2	Bowerman, Judith 1431±62 (10)	L 1-3		L 2-3	W 9,-9,9,8	1-2	4
3	Yu, Jan 1314±69 (113)	L 2-3	W 11,-8,6,-6,5		L 2-3	1-2	3
4	<b>Willis, Kathy</b> 1304±49 (108)	W 9,-8,10,11	L 1-3	W -9,8,11,-6,4		2-1	1

www.RatingsCentral.com

9

Willis, Kathy

1304±49 (108)	1	Willis, Kathy
---------------	---	---------------

bye

Group 1	1	2	3	W-L	Place
1 Bowerman, Judith Kranz, Margaret #1 1513±41 (10,56)		L 1-3	W -10,8,4,5	1-1	2
2 <b>Hansen, Henning Paul</b> <b>Wiese, Brian</b> 1505±64 (42,107)	W 7,8,-5,9		W 3,8,6	2-0	1
3 Keating, Patrick (SCTTA) Vidacak, Zeny (BTTA) 0 (54,101)	L 1-3	L 0-3		0-2	3

[www.RatingsCentral.com](http://www.RatingsCentral.com)

9

Hansen, H., & Wiese, B.

1505±64 (42,107)

Hansen, H., & Wiese, B.

bye

1



Group 1			1	2	3	4	W-L	Place
1	<b>Schull, Danny</b> #1 1846±63 (84)			W 3,3,4	W 5,5,6	W 8,4,-8,1	3-0	1
2	Yang, Jim 1343±86 (111)	L 0-3			W -7,-8,9,7,11	W 9,5,-8,5	2-1	2
3	Smith, Frederick 1299±135 (87)	L 0-3	L 2-3			W 6,6,9	1-2	3
4	Vickers, Bill (Brisbane) 0 (100)	L 1-3	L 1-3	L 0-3			0-3	4

Group 2			1	2	3	W-L	Place
1	<b>Webb, Tony</b> #2 1782±62 (103)			W 5,7,7	W 6,9,7	2-0	1
2	Poldervaart, Pieter 1355±59 (80)	L 0-3			L 2-3	0-2	3
3	Lee, Jay 911±141 (61)	L 0-3	W -1,9,-11,3,9			1-1	2

Group 3			1	2	3	W-L	Place
1	<b>Sherriff, John</b> #3 1680±52 (85)			W 4,5,10	W 2,3,8	2-0	1
2	Hay, Kenneth 1433±56 (43)	L 0-3			W 6,10,8	1-1	2
3	Ratnan, Jim 1086±113 (81)	L 0-3	L 0-3			0-2	3

Group 4			1	2	3	4	W-L	Place
1	<b>Borkhardt, Werner</b> #4 1657±77 (9)			W 4,9,9	W 8,8,7	W 4,1,9	3-0	1
2	Bierzynski, Stanley 1453±69 (8)	L 0-3			W 11,2,6	L 2-3	1-2	2
3	Fleming, Warren 1307±161 (31)	L 0-3	L 0-3			W 3,11,-4,5	1-2	4
4	Keating, Patrick (SCTTA) 0 (54)	L 0-3	W 12,-8,-5,9,7	L 1-3			1-2	3

Group 5			1	2	3	4	W-L	Place
1	<b>Wiese, Brian</b> #5 1583±112 (107)			W 8,5,3	W 5,4,3	W 5,8,7	3-0	1
2	Gradwell, Col 1528±56 (39)	L 0-3			W 5,4,7	W def	2-1	2
3	Opatrny, George 1271±59 (75)	L 0-3	L 0-3			W 10,-9,9,6	1-2	3
4	Ng, Tony (Brisbane) 0 (71)	L 0-3	L def	L 1-3			0-3	4

Group 6			1	2	3	4	W-L	Place
1	<b>Foley, Graeme</b> #6 1540±65 (32)			W 2,9,7	W -6,5,6,1	W 8,8,0	3-0	1
2	Oakley, Ian 1339±82 (74)	L 0-3			W -10,-9,8,12, 6	W 2,4,4	2-1	2
3	Ng, Kwong 1270±78 (70)	L 1-3	L 2-3			W 7,-7,9,4	1-2	3
4	James, Jim (BTTA) 0 (52)	L 0-3	L 0-3	L 1-3			0-3	4

[www.RatingsCentral.com](http://www.RatingsCentral.com)

	7	8	9
Schull, Danny			
#1 1846±63 (84)	1		
bye			
bye			
Sherriff, John	2		
#3 1680±52 (85)			
Borkhardt, Werner			
#4 1657±77 (9)	3		
Foley, Graeme			
#6 1540±65 (32)			
Wiese, Brian			
#5 1583±112 (107)	4		
Webb, Tony			
#2 1782±62 (103)			

Schull, Danny			
8,-6,8,11	1		
Sherriff, John			
Foley, Graeme			
7,-9,7,9			
Foley, Graeme			
-7,8,9,7	2		
Webb, Tony			
4,7,9			

Schull, Danny			
8,5,10	1		

Group 1			1	2	3	4	W-L	Place
1	<b>Whisson, Jill</b> #1 1700±62 (105)			W 7,-7,-10,8,7	W 4,5,8	W 6,4,3	3-0	1
2	Bowerman, Judith 1431±62 (10)	L 2-3			W 4,4,8	W 5,-9,9,8	2-1	2
3	Speers, Jackie 1220±67 (90)	L 0-3	L 0-3			W -5,10,7,-4,5	1-2	3
4	Fran, Sisca (GCTTA) 0 (33)	L 0-3	L 1-3	L 2-3			0-3	4

Group 2			1	2	3	W-L	Place
1	<b>Kranz, Margaret</b> #2 1596±54 (56)			W 7,5,5	W 5,9,5	2-0	1
2	Strack, Andrea 1377±69 (92)	L 0-3			W 7,7,5	1-1	2
3	Papp, Saci 746±114 (76)	L 0-3	L 0-3			0-2	3

www.RatingsCentral.com

9

Whisson, Jill

#1	1700±62	(105)	1	Whisson, Jill
Kranz, Margaret				5,-8,-4,8,7
#2	1596±54	(56)		

Group 1		1	2	3	4	W-L	Place
1	<b>Herbert, Anthony</b> <b>Webb, Tony</b> #1 1803±59 (45,103)		W 9,7,7	W -7,9,7,-12,8	W 8,4,7	3-0	1
2	Battilana, Mike Bierzynski, Stanley 1469±65 (7,8)	L 0-3		double default	W def	1-2	2
3	Foley, Graeme Opatrny, George 1405±44 (32,75)	L 2-3	double default		W 5,7,5	1-2	3
4	Keating, Patrick (SCTTA) Papp, Saci 0 (54,76)	L 0-3	L def	L 0-3		0-3	4

Group 2		1	2	3	4	W-L	Place
1	<b>Schull, Danny</b> <b>Sherriff, John</b> #2 1763±41 (84,85)		W 3,3,8	W 4,11,6	W def	3-0	1
2	Bowerman, Judith Kranz, Margaret 1513±41 (10,56)	L 0-3		W -9,7,-5,8,10	W def	2-1	2
3	Hay, Kenneth Poldervaart, Pieter 1394±41 (43,80)	L 0-3	L 2-3		W def	1-2	3
4	Ratnan, Jim Vickers, Bill (Brisbane) 0 (81,100)	L def	L def	L def		0-3	

Group 3		1	2	3	4	W-L	Place
1	<b>Borkhardt, Werner</b> <b>Gradwell, Col</b> #3 1592±48 (9,39)		W 9,9,9	W -4,8,7,9	W 5,2,-10,7	3-0	1
2	Fleming, Warren Wiese, Brian 1445±98 (31,107)	L 0-3		W def	W 5,8,-10,6	2-1	2
3	Oakley, Ian Yang, Jim 1341±59 (74,111)	L 1-3	L def		L 2-3	0-3	4
4	Fran, Sisca (GCTTA) Nethercott, Scott 0 (33,69)	L 1-3	L 1-3	W -6,6,6,-5,6		1-2	3

Herbert, A., & Webb, T. #1 1803±59 (45,103)	1	Herbert, A., & Webb, T. 11,-7,10,-4,8
Borkhardt, W., & Gradwell, C. #3 1592±48 (9,39)		Schull, D., & Sherriff, J. -3,6,8,-6,11
bye	2	Schull, D., & Sherriff, J.
Schull, D., & Sherriff, J. #2 1763±41 (84,85)		

Group 1		1	2	3	W-L	Place
1	<b>Schull, Danny</b> #1 1846±63 (84)		W 5,5,3	W 1,10,2	2-0	1
2	Borkhardt, Werner 1657±77 (9)	L 0-3		W 10,-7,5,8	1-1	2
3	Oakley, Ian 1339±82 (74)	L 0-3	L 1-3		0-2	3

Group 2		1	2	3	4	W-L	Place
1	<b>Sung, James</b> #2 1825±91 (93)		W 9,-12,11,4	W 7,5,9	W 6,5,8	3-0	1
2	Gradwell, Col 1528±56 (39)	L 1-3		L 2-3	W -10,4,2,6	1-2	3
3	Fleming, Warren 1307±161 (31)	L 0-3	W -6,10,7,-6,2		W -9,1,6,8	2-1	2
4	Ratnan, Jim 1086±113 (81)	L 0-3	L 1-3	L 1-3		0-3	4


Group 3		1	2	3	4	W-L	Place
1	<b>Herbert, Anthony</b> #2 1825±100 (45)		W 5,9,-9,8	W 6,11,4	W 4,7,5	3-0	1
2	Battilana, Mike 1485±109 (7)	L 1-3		L 1-3	W 5,3,7	1-2	3
3	Bierzynski, Stanley 1453±69 (8)	L 0-3	W -9,4,9,5		W 5,2,10	2-1	2
4	James, Jim (BTTA) 0 (52)	L 0-3	L 0-3	L 0-3		0-3	4

Group 4		1	2	3	4	W-L	Place
1	<b>Webb, Tony</b> #4 1782±62 (103)		W 10,3,0	W 7,4,8	W 6,6,4	3-0	1
2	Hurst, Lionel 1632±79 (51)	L 0-3		W 9,9,9	W -9,5,2,4	2-1	2
3	Hay, Kenneth 1433±56 (43)	L 0-3	L 0-3		W 7,-7,9,2	1-2	3
4	Smith, Frederick 1299±135 (87)	L 0-3	L 1-3	L 1-3		0-3	4



Group 5				1	2	3	4	W-L	Place
1	<b>Drury, Allen</b> #5 1666±63 (24)				W -5,8,9,-4,6	W 5,4,5	W 11,4,4	3-0	1
2	Bates, Bill 1655±94 (6)	L 2-3				W 8,6,8	W 7,4,15	2-1	2
3	Poldervaart, Pieter 1355±59 (80)	L 0-3	L 0-3				W 6,8,8	1-2	3
4	Opatrny, George 1271±59 (75)	L 0-3	L 0-3	L 0-3				0-3	4

[www.RatingsCentral.com](http://www.RatingsCentral.com)



Group 1			1	2	3	4	W-L	Place
1	<b>Whisson, Jill</b> #1 1700±62 (105)			W 6,4,7	W 9,6,8	W 4,-6,4,5	3-0	1
2	Strack, Andrea 1377±69 (92)	L 0-3			W 5,-7,7,11	W 6,8,9	2-1	2
3	Speers, Jackie 1220±67 (90)	L 0-3	L 1-3			W 8,6,6	1-2	3
4	Papp, Saci 746±114 (76)	L 1-3	L 0-3	L 0-3			0-3	4

[www.RatingsCentral.com](http://www.RatingsCentral.com)

9

Whisson, Jill

#1 1700±62 (105)

1

Whisson, Jill

bye

Group 1		1	2	3	4	W-L	Place
1	<b>Schull, Danny</b> <b>Webb, Tony</b> #1 1814±44 (84,103)		W 7,7,5	W 9,4,-7,5	W 5,8,8	3-0	1
2	Hurst, Lionel Opatrny, George 1451±49 (51,75)	L 0-3		W 9,9,8	W 4,7,-9,-8,8	2-1	2
3	Battilana, Mike Fleming, Warren 1396±97 (7,31)	L 1-3	L 0-3		W 8,-6,9,3	1-2	3
4	Oakley, Ian Papp, Saci 1042±70 (74,76)	L 0-3	L 2-3	L 1-3		0-3	4

Group 2		1	2	3	W-L	Place
1	<b>Borkhardt, Werner</b> <b>Gradwell, Col</b> #2 1592±48 (9,39)		W -7,5,8,1	W 7,-9,3,-4,9	2-0	1
2	Bates, Bill Bierzynski, Stanley 1554±58 (6,8)	L 1-3		W 2,4,2	1-1	2
3	Hay, Kenneth Poldervaart, Pieter 1394±41 (43,80)	L 2-3	L 0-3		0-2	3

www.RatingsCentral.com

Schull, D., & Webb, T.

#1 1814±44 (84,103)

Schull, D., & Webb, T.

Borkhardt, W., & Gradwell, C. 1

-11,6,5,10

#2 1592±48 (9,39)

Group 1		1	2	3	W-L	Place
1	<b>Bates, Bill</b> #1 1655±94 (6)		W -12,8,5,10	W 7,5,5	2-0	1
2	Hurst, Lionel 1632±79 (51)	L 1-3		W 3,6,4	1-1	2
3	Byrne, John 1472±140 (13)	L 0-3	L 0-3		0-2	3

[www.RatingsCentral.com](http://www.RatingsCentral.com)

Bates, Bill

#1	1655±94	(6)	1
bye			

Bates, Bill \_\_\_\_\_



Group 1		1	2	3	4	W-L	Place
1	<b>Bozinov, John</b> #1 1693±55 (11)		L def	double default	L def	0-3	
2	Hansen, Henning Paul 1427±63 (42)	W def		W def	L 1-3	2-1	2
3	Bartley, Robert 1348±46 (5)	double default	L def		L def	0-3	
4	<b>Opatrny, George</b> 1271±59 (75)	W def	W -9,9,9,4	W def		3-0	1

Group 2		1	2	3	4	W-L	Place
1	<b>Yamamoto, Naoya</b> #2 1689±47 (110)		W 10,4,8	W 9,5,4	W 3,4,5	3-0	1
2	Hay, Kenneth 1433±56 (43)	L 0-3		W 11,8,5	L 2-3	1-2	3
3	Willis, Kathy 1304±49 (108)	L 0-3	L 0-3		L 0-3	0-3	4
4	Lee, Jay 911±141 (61)	L 0-3	W -8,-13,5,5,4	W 7,9,6		2-1	2

Group 3		1	2	3	4	W-L	Place
1	Hurst, Lionel #3 1632±79 (51)		L def	L def	L def	0-3	
2	<b>Houghton, Ben</b> 1483±31 (48)	W def		W 9,9,9	W 7,11,5	3-0	1
3	Tacon, Liam 1360±33 (94)	W def	L 0-3		W 4,6,9	2-1	2
4	Ng, Kwong 1270±78 (70)	W def	L 0-3	L 0-3		1-2	3

Group 4		1	2	3	4	W-L	Place
1	Kranz, Margaret #4 1596±54 (56)		L 2-3	L 2-3	W 9,6,4	1-2	3
2	<b>Parrott, Ashley</b> 1427±76 (77)	W 7,-8,6,-6,12		W 9,-11,3,-9,4	W 5,1,-8,11	3-0	1
3	Ninnes, Craig 1385±119 (72)	W -8,7,-9,6,10	L 2-3		W 4,-6,6,8	2-1	2
4	Vickers, Bill (Brisbane) 0 (100)	L 0-3	L 1-3	L 1-3		0-3	4

Group 5		1	2	3	4	W-L	Place
1	<b>Wiese, Brian</b> #5 1583±112 (107)		L 0-3	W 4,8,8	W 9,4,5	2-1	2
2	<b>Pettett, Matthew Graham</b> 1387±36 (79)	W 8,12,9		L 2-3	W 9,7,5	2-1	1
3	Buckland, Virgoe 1378±81 (12)	L 0-3	W 8,-7,4,-13,7		W 4,1,8	2-1	3
4	Payne, Andrea 1085±90 (78)	L 0-3	L 0-3	L 0-3		0-3	4

Group 6		1	2	3	4	W-L	Place
1	<b>Foley, Graeme</b> #6 1540±65 (32)		W 4,4,4	W 6,6,4	W -2,8,-10,12,7	3-0	1
2	Mccosh, David 1491±134 (67)	L 0-3		L 1-3	W 5,-9,7,6	1-2	3
3	Yang, Jim 1343±86 (111)	L 0-3	W -9,8,9,6		L 0-3	1-2	4
4	Dequina, Jordan 1290±39 (21)	L 2-3	L 1-3	W 7,11,5		1-2	2

Group 7		1	2	3	W-L	Place
1	Gradwell, Col #7 1528±56 (39)		L 0-3	W 7,7,7	1-1	2
2	<b>Duffy, Jake</b> 1478±32 (25)	W 9,10,15		W 12,9,10	2-0	1
3	Cerati, Wesley 1350±45 (16)	L 0-3	L 0-3		0-2	3

Group 8		1	2	3	W-L	Place
1	<b>Costin, Ben</b> #8 1508±33 (20)		W 5,4,7	W 4,6,3	2-0	1
2	Yu, Peng 1388±76 (114)	L 0-3		L 0-3	0-2	3
3	Oakley, Ian 1339±82 (74)	L 0-3	W 8,12,8		1-1	2

Group 9		1	2	3	W-L	Place
1	<b>Tran, Thanh</b> #9 1507±47 (98)		W 3,4,5	W 8,9,5	2-0	1
2	Bowerman, Judith 1431±62 (10)	L 0-3		W 7,6,7	1-1	2
3	Poldervaart, Pieter 1355±59 (80)	L 0-3	L 0-3		0-2	3

6	7	8	9
Opatrny, George 1271±59 (75)	Opatrny, George	Foley, Graeme -12,9,4,5	
bye			
bye	Foley, Graeme		
Foley, Graeme #6 1540±65 (32)			
Costin, Ben #8 1508±33 (20)	Costin, Ben	Costin, Ben 11,7,8	
bye			
bye		Costin, Ben 2,9,-4,9	
Parrott, Ashley 1427±76 (77)	Parrott, Ashley		
Houghton, Ben 1483±31 (48)	Houghton, Ben		Costin, Ben 6,8,6
bye		Duffy, Jake 7,7,-10,-9,9	
bye	Duffy, Jake		
Duffy, Jake 1478±32 (25)			
Pettett, Matthew Graham 1387±36 (79)	Tran, Thanh 5,10,7	Duffy, Jake 7,-4,-10,2,5	
Tran, Thanh #9 1507±47 (98)			
bye		Tran, Thanh 5,9,8	
Yamamoto, Naoya #2 1689±47 (110)	Yamamoto, Naoya		

	6	7	8	9
Borkhardt, W., & Gradwell, C. #1 1592±48 (9,39)				
Fleming, W., & Ninnes, C. 1346±100 (31,72)	1	Borkhardt, W., & Gradwell, C. 8,12,-8,8		
bye			1	Borkhardt, W., & Gradwell, C. 0,0,0
Smith, F., & Wiese, B. #6 1441±88 (87,107)	2	Smith, F., & Wiese, B.		
Hay, K., & Poldervaart, P. #8 1394±41 (43,80)			1	Yamamoto, N., & O'Neill, D. -5,5,-9,6,10
bye	3	Hay, K., & Poldervaart, P.		
bye			2	Yamamoto, N., & O'Neill, D. -6,4,3,4
Yamamoto, N., & O'Neill, D. #4 1511±34 (110,119)	4	Yamamoto, N., & O'Neill, D.		
Bowerman, J., & Kranz, M. #3 1513±41 (10,56)				1
bye	5	Bowerman, J., & Kranz, M.		Cerati, W., & Tran, T. -6,6,-7,8,11
Dequina, J., & Houghton, B. 1386±25 (21,48)			3	Cerati, W., & Tran, T. 5,5,6
Cerati, W., & Tran, T. #7 1428±33 (16,98)	6	Cerati, W., & Tran, T. 9,-10,-8,9,7		
Duffy, J., & Foley, G. #5 1509±36 (25,32)			2	Cerati, W., & Tran, T. 9,13,10
Oakley, L., & Parrott, A. 1383±56 (74,77)	7	Duffy, J., & Foley, G. 7,7,4		
bye			4	Duffy, J., & Foley, G. 9,-11,9,6
Hansen, H., & Hurst, L. #2 1529±51 (42,51)	8	Hansen, H., & Hurst, L.		

Group 1		1	2	3	4	W-L	Place
1	<b>Mccosh, David</b> #1 1491±134 (67)		W -8,6,-9,8,8	W -5,9,7,9	W 6,6,3	3-0	1
2	Cerati, Wesley 1350±45 (16)	L 2-3		L 1-3	W -7,6,3,-3,12	1-2	4
3	Barnett, Morgan 1142±61 (4)	L 1-3	W 10,10,-7,6		L 2-3	1-2	2
4	Keating, Patrick (SCTTA) 0 (54)	L 0-3	L 2-3	W -7,9,-7,3,6		1-2	3

Group 2		1	2	3	W-L	Place
1	<b>Houghton, Ben</b> #2 1483±31 (48)		W 6,-12,-12,9, 5	W 6,7,12	2-0	1
2	Smith, Frederick 1299±135 (87)	L 2-3		W -7,13,11,5	1-1	2
3	Freeman, Ned 1128±48 (35)	L 0-3	L 1-3		0-2	3

Group 3		1	2	3	4	W-L	Place
1	<b>Duffy, Jake</b> #3 1478±32 (25)		W def	W 3,2,8	W def	3-0	1
2	Bartley, Robert 1348±46 (5)	L def		double default	double default	0-3	
3	Freeman, Ben 1094±45 (34)	L 0-3	double default		W def	1-2	2
4	Huen, Christian (SCTTA) 0 (49)	L def	double default	L def		0-3	

Group 4		1	2	3	4	W-L	Place
1	Bowerman, Judith #4 1431±62 (10)		L 1-3	W 8,-11,5,-9, 12	W 3,5,11	2-1	2
2	<b>Dequina, Jordan</b> 1290±39 (21)	W 8,-9,8,9		W 7,7,7	W 7,5,7	3-0	1
3	Gould, Benjamin 1049±70 (37)	L 2-3	L 0-3		L 2-3	0-3	4
4	Cheung, Alex 927±160 (18)	L 0-3	L 0-3	W 8,-9,5,-7,7		1-2	3

Group 5		1	2	3	4	W-L	Place
1	<b>Pettett, Matthew Graham</b> #5 1387±36 (79)		L def	L def	L def	0-3	
2	Ng, Kwong 1270±78 (70)	W def		W -11,10,11, -3,8	L 1-3	2-1	2
3	Reus, Nathan 1084±107 (83)	W def	L 2-3		L 0-3	1-2	3
4	<b>Edwards, Mike (Brisbane)</b> 0 (26)	W def	W -5,3,4,5	W 5,7,9		3-0	1

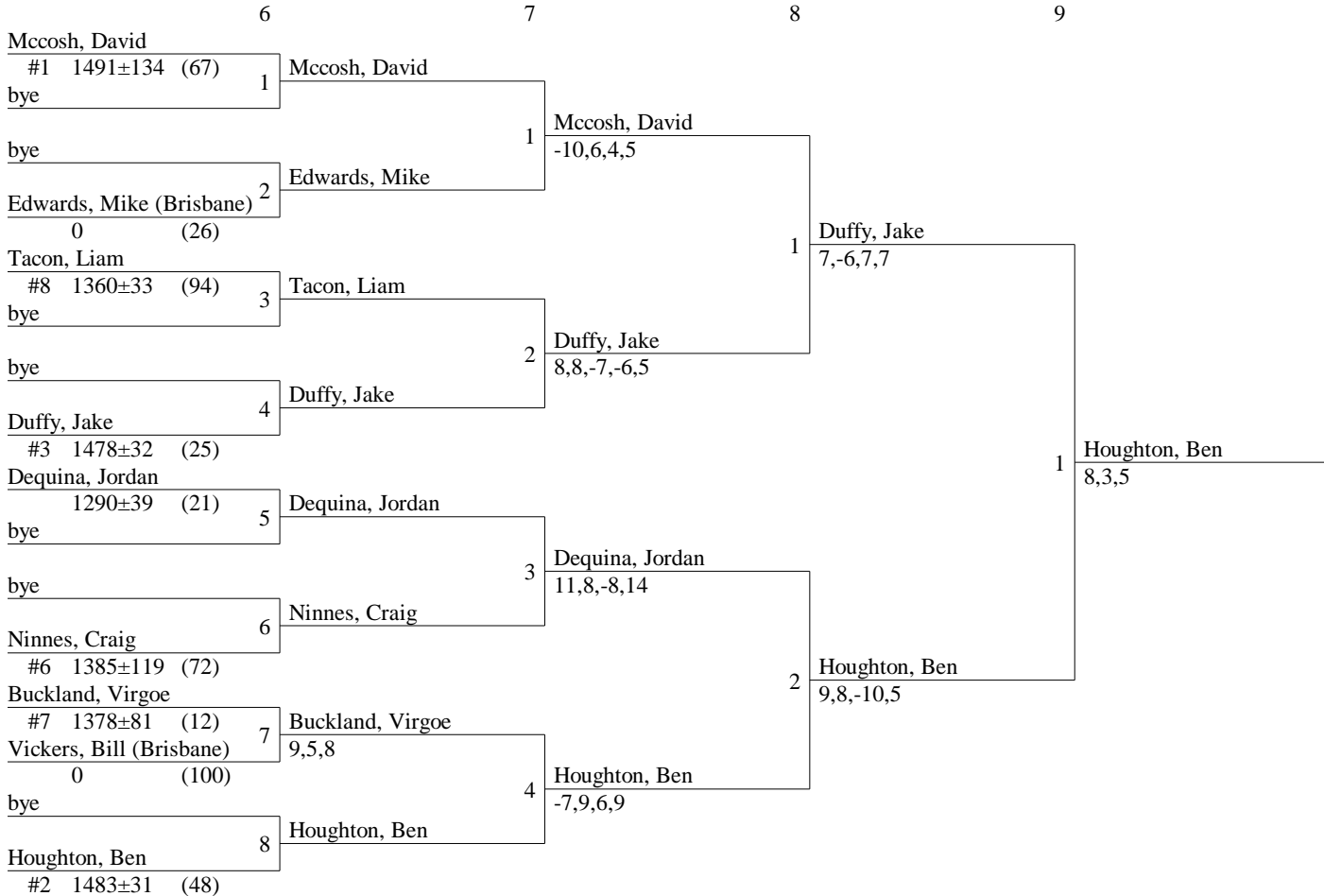
Group 6		1	2	3	4	W-L	Place
1	<b>Ninnes, Craig</b> #6 1385±119 (72)		W -6,6,-10,2,7	W 6,8,8	W 2,7,4	3-0	1
2	Willis, Kathy 1304±49 (108)	L 2-3		W 4,10,-4,3	W 2,5,8	2-1	2
3	Yong, Hua Bing 1057±91 (112)	L 0-3	L 1-3		L 1-3	0-3	4
4	Grant, Ben (Brisbane) 0 (40)	L 0-3	L 0-3	W 5,7,-8,1		1-2	3

Group 7		1	2	3	4	W-L	Place
1	<b>Buckland, Virgoe</b> #7 1378±81 (12)		W 8,3,1	W 6,2,3	W 1,5,6	3-0	1
2	Smith, Rayden 1180±48 (89)	L 0-3		W 6,9,9	W 4,10,7	2-1	2
3	Kwai, Kevin 997±194 (57)	L 0-3	L 0-3		W 7,8,6	1-2	3
4	Smith, Phil 921±44 (88)	L 0-3	L 0-3	L 0-3		0-3	4

Group 8		1	2	3	4	W-L	Place
1	<b>Tacon, Liam</b> #8 1360±33 (94)		W 5,9,8	W 6,1,2	W 6,5,6	3-0	1
2	Oakley, Ian 1339±82 (74)	L 0-3		W 6,5,7	W 6,4,12	2-1	2
3	Ratnan, Jim 1086±113 (81)	L 0-3	L 0-3		L 1-3	0-3	4
4	Farsi, Farzin (Brisbane) 0 (27)	L 0-3	L 0-3	W -7,7,9,4		1-2	3

Group 9		1	2	3	4	W-L	Place
1	<b>Poldervaart, Pieter</b> #9 1355±59 (80)		W 8,8,7	W -9,5,5,7	L 0-3	2-1	2
2	Akkurt, John 1179±103 (1)	L 0-3		W 4,11,-7,9	L 0-3	1-2	3
3	Payne, Andrea 1085±90 (78)	L 1-3	L 1-3		L 0-3	0-3	4
4	<b>Vickers, Bill (Brisbane)</b> 0 (100)	W 6,10,7	W 6,4,5	W 2,6,11		3-0	1

[www.RatingsCentral.com](http://www.RatingsCentral.com)





Group 1		1	2	3	4	W-L	Place
1	Duffy, Jake Henzell, William #1 2154±52 (25,44)		L 2-3	W def	W 7,9,-7,5	2-1	2
2	<b>Levis, Bruno</b> <b>Rawlings, Jason</b> 2096±45 (62,82)	W 7,9,-6,-2,7		W 3,-5,1,4	W 3,3,3	3-0	1
3	Thomas, Rhys Yamamoto, Naoya 1623±28 (95,110)	L def	L 1-3		W 6,4,-12,1	1-2	3
4	Fenwick, Dale Tschirpig, Corey 1313±46 (29,99)	L 1-3	L 0-3	L 1-3		0-3	4

Group 2		1	2	3	4	W-L	Place
1	<b>Townsend, Kane</b> <b>Townsend, Wade</b> #2 2112±46 (96,97)		W -6,10,9,9	W 2,5,7	W 11,2,8	3-0	1
2	Goedeke, Mark Kozak, Lukas 1969±37 (36,55)	L 1-3		L 2-3	W 6,11,-6,4	1-2	3
3	Chan, Stanley Dok Jo, In 1961±41 (17,23)	L 0-3	W 9,-11,-6,6,6		W 9,7,6	2-1	2
4	Cerati, Wesley Tran, Thanh 1428±33 (16,98)	L 0-3	L 1-3	L 0-3		0-3	4

www.RatingsCentral.com

Levis, B., & Rawlings, J.

2096±45 (62,82)

Townsend, K., & Townsend, W.

Townsend, K., & Townsend, W. 1

-8,1,-7,8,9

#2 2112±46 (96,97)

	6	7	8	9
Bowerman, J., & Byrne, J. #1 1451±77 (10,13)	1	Bowerman, J., & Byrne, J. 8,5,-9,10		
Payne, A., & Smith, P. 1003±50 (78,88)			1	Akkurt, J., & Duffy, J. 12,6,-7,-4,8
bye				
Akkurt, J., & Duffy, J. #6 1328±54 (1,25)	2	Akkurt, J., & Duffy, J.		
Pettett, M., & Smith, R. #7 1283±30 (79,89)	3	Pettett, M., & Smith, R.		
bye			1	Akkurt, J., & Duffy, J. def
Ratnan, J., & Vickers, B. (Brisbane) 0 (81,100)			2	Pettett, M., & Smith, R. def
Cerati, W., & Tacon, L. #3 1355±28 (16,94)	4	Cerati, W., & Tacon, L. -7,5,6,10		
Fleming, W., & Nannes, C. #4 1346±100 (31,72)	5	Fleming, W., & Nannes, C.		
bye			1	Fleming, W., & Nannes, C. 7,7,6
Keating, P., (SCTTA) & Oakley, I. 0 (54,74)			3	Fleming, W., & Nannes, C. 14,-10,7,7
Dequina, J., & Dequina, R. #5 1342±46 (21,22)	6	Dequina, J., & Dequina, R. -8,5,7,13		
Willis, K., & Yong, H. #8 1180±52 (108,112)	7	Willis, K., & Yong, H.		
bye			2	Fleming, W., & Nannes, C. -4,9,6,-5,9
Medina, R., (BTTA) & Reus, N. 0 (68,83)			4	Hay, K., & Poldervaart, P. 7,5,8
Hay, K., & Poldervaart, P. #2 1394±41 (43,80)	8	Hay, K., & Poldervaart, P. 3,8,7		

Group 1		1	2	3	4	W-L	Place
1	<b>Smith, Rayden</b> #1 1180±48 (89)		W -11,9,4,10	W 1,0,3	W 2,6,7	3-0	1
2	Reus, Nathan 1084±107 (83)	L 1-3		W 5,8,-10,6	W 6,5,6	2-1	2
3	Lander, Zabrynn 816±84 (59)	L 0-3	L 1-3		L 0-3	0-3	4
4	Hodgkinson, Cliff (Wynnum) 0 (47)	L 0-3	L 0-3	W 6,6,7		1-2	3

Group 2		1	2	3	4	W-L	Place
1	<b>Akkurt, John</b> #2 1179±103 (1)		W -8,2,4,5	W def	W -10,-4,7,5,9	3-0	1
2	Cheung, Alex 927±160 (18)	L 1-3		W def	L 2-3	1-2	3
3	Papp, Saci 746±114 (76)	L def	L def		L def	0-3	
4	Grant, Ben (Brisbane) 0 (40)	L 2-3	W 0,-9,-11,6,2	W def		2-1	2

Group 3		1	2	3	W-L	Place
1	<b>Barnett, Morgan</b> #3 1142±61 (4)		W 9,6,8	W def	2-0	1
2	Kwai, Kevin 997±194 (57)	L 0-3		W def	1-1	2
3	Huen, Christian (SCTTA) 0 (49)	L def	L def		0-2	

Group 4		1	2	3	W-L	Place
1	Freeman, Ned #4 1128±48 (35)		W 9,7,-3,-10,11	L 0-3	1-1	3
2	Barnett, Jessie 955±63 (3)	L 2-3		W 1,6,-10,-5,7	1-1	2
3	<b>Smith, Phil</b> 921±44 (88)	W 9,6,9	L 2-3		1-1	1

Group 5		1	2	3	4	W-L	Place
1	<b>Freeman, Ben</b> #5 1094±45 (34)		W -9,9,6,5	W 2,2,5	W 3,3,6	3-0	1
2	Gould, Benjamin 1049±70 (37)	L 1-3		W 7,8,8	W 10,-9,3,8	2-1	2
3	Lander, Nicole 687±178 (58)	L 0-3	L 0-3		L 2-3	0-3	4
4	Liang, Alan (BTTA) 0 (63)	L 0-3	L 1-3	W -5,9,2,-8,3		1-2	3

Group 6		1	2	3	W-L	Place
1	<b>Ratnan, Jim</b> #6 1086±113 (81)		W 7,4,8	W 7,7,3	2-0	1
2	Yong, Hua Bing 1057±91 (112)	L 0-3		L 1-3	0-2	3
3	Keating, Patrick (SCTTA) 0 (54)	L 0-3	W -11,6,7,3		1-1	2

[www.RatingsCentral.com](http://www.RatingsCentral.com)

		7	8	9
Smith, Rayden				
#1 1180±48 (89)	1	Smith, Rayden		
Ratnan, Jim		9,6,-10,9		
#6 1086±113 (81)				
Freeman, Ben			1	Smith, Rayden
#5 1094±45 (34)	2	Smith, Phil		-4,3,11,8
Smith, Phil		-5,7,-6,9,5		
921±44 (88)				
Barnett, Morgan				1
#3 1142±61 (4)	3	Barnett, Morgan		8,9,-10,5
bye				
			2	Barnett, Morgan
bye				-6,7,8,10
Akkurt, John	4	Akkurt, John		
#2 1179±103 (1)				

6

7

8

9

Akkurt, J., & Yong, H. #1 1118±69 (1,112) bye	1	Akkurt, J., & Yong, H.		
bye			1	Akkurt, J., & Yong, H. 7,13,-7,8
Cheung, A., & Kwai, K. #6 962±126 (18,57)	2	Cheung, A., & Kwai, K.		
Lander, N., & Lander, Z. #7 751±98 (58,59) bye	3	Lander, N., & Lander, Z.		
bye			2	Ratnan, J., & Reus, N. 1,6,5
Ratnan, J., & Reus, N. #3 1085±78 (81,83)	4	Ratnan, J., & Reus, N.		
Smith, P., & Smith, R. #4 1050±33 (88,89) bye	5	Smith, P., & Smith, R.		
bye			3	Barnett, J., & Barnett, M. 6,-7,11,-8,6
Barnett, J., & Barnett, M. #5 1048±44 (3,4)	6	Barnett, J., & Barnett, M.		
Keating, P., (SCTTA) & Papp, S. 0 (54,76)				
Gould, B., & Martin, A. 0 (37,66) bye	7	Gould, B., & Martin, A. def		
bye			4	Freeman, B., & Freeman, N. 12,9,-9,3
Freeman, B., & Freeman, N. #2 1111±33 (34,35)	8	Freeman, B., & Freeman, N.		
			1	Ratnan, J., & Reus, N. 12,5,4
			1	Barnett, J., & Barnett, M. -9,8,11,4
			2	Barnett, J., & Barnett, M. 10,12,-5,-8,8

Only Group (G1)		1	2	3	4	W-L	Place
1	Weininger, Ivett #1 1666±68 (104)		W def	W 7,4,-9,7	W 3,7,6	3-0	1
2	Coombs, Kayla #2 1441±60 (19)	L def		W 9,8,7	L 0-3	1-2	4
3	Yu, Jan #3 1314±69 (113)	L 1-3	L 0-3		W 4,4,3	1-2	2
4	Hunt-Fenton, Keryn #4 892±116 (50)	L 0-3	W 0,0,0	L 0-3		1-2	3

[www.RatingsCentral.com](http://www.RatingsCentral.com)



bye

bye	1	bye
-----	---	-----

Group 1		1	2	3	4	W-L	Place
1	<b>Kozak, Lukas</b> #1 1893±49 (55)		L def	L def	L def	0-3	
2	<b>Duffy, Jake</b> 1478±32 (25)	W def		W 8,6,7	W 9,-8,4,-7,5	3-0	1
3	Tacon, Liam 1360±33 (94)	W def	L 0-3		W 4,10,11	2-1	2
4	Yue, Brian (Brisbane) 0 (115)	W def	L 2-3	L 0-3		1-2	3

Group 2		1	2	3	4	W-L	Place
1	<b>Lane, Gavin</b> #2 1791±41 (60)		W 9,9,-9,10	W 8,-9,8,10	W 6,6,7	3-0	1
2	Thomas, Rhys 1558±32 (95)	L 1-3		W 2,8,9	W 9,5,9	2-1	2
3	Hilan, Robert 1452±42 (46)	L 1-3	L 0-3		W 10,8,-9,4	1-2	3
4	Opatrny, George 1271±59 (75)	L 0-3	L 0-3	L 1-3		0-3	4

Group 3		1	2	3	4	W-L	Place
1	<b>Chan, Stanley</b> #3 1775±42 (17)		W 10,11,10	W 5,3,3	W 3,3,7	3-0	1
2	Costin, Ben 1508±33 (20)	L 0-3		W 9,-10,7,-5,4	W -8,11,-10,2,2	2-1	2
3	Cerati, Wesley 1350±45 (16)	L 0-3	L 2-3		L 1-3	0-3	4
4	Tschirpig, Corey 1284±78 (99)	L 0-3	L 2-3	W 6,-7,9,7		1-2	3

Group 4		1	2	3	4	W-L	Place
1	<b>Nomura, Takashi</b> #4 1754±71 (73)		W -10,6,7,9	W 6,7,10	W 5,7,6	3-0	1
2	Houghton, Ben 1483±31 (48)	L 1-3		W 7,-9,-8,2,2	W 2,4,5	2-1	2
3	Bartley, Robert 1348±46 (5)	L 0-3	L 2-3		L 0-3	0-3	4
4	Fenton, Bruce (GCTTA) 0 (28)	L 0-3	L 0-3	W 9,2,5		1-2	3

Group 5		1	2	3	4	W-L	Place
1	<b>Bozinov, John</b> #5 1693±55 (11)		L 1-3	W 9,9,4	W 1,6,3	2-1	2
2	<b>Sherriff, John</b> 1680±52 (85)	W 7,-7,13,5		W 6,5,8	W 3,6,7	3-0	1
3	Parrott, Ashley 1427±76 (77)	L 0-3	L 0-3		L 0-3	0-3	4
4	Dequina, Jordan 1290±39 (21)	L 0-3	L 0-3	W 8,7,8		1-2	3

Group 6		1	2	3	4	W-L	Place
1	<b>Yamamoto, Naoya</b> #6 1689±47 (110)		W 7,10,8	W def	W 6,6,-7,1	3-0	1
2	Tran, Thanh 1507±47 (98)	L 0-3		W def	W -8,4,9,-5,4	2-1	2
3	Buckland, Virgoe 1378±81 (12)	L def	L def		L def	0-3	
4	Fenwick, Dale 1343±49 (29)	L 1-3	L 2-3	W def		1-2	3

www.RatingsCentral.com



Group 1		1	2	3	4	W-L	Place
1	Willis, Kathy #1 1304±49 (108)		L def	L def	L def	0-3	
2	<b>Hunt-Fenton, Keryn</b> 892±116 (50)	W def		W 3,1,2	W -13,-10,5,7, 6	3-0	1
3	Liu, Heidi (BRISBANE) 0 (64)	W def	L 0-3		L 0-3	1-2	3
4	Martin, Ashley 0 (66)	W def	L 2-3	W 5,6,1		2-1	2

[www.RatingsCentral.com](http://www.RatingsCentral.com)

9

Hunt-Fenton, Keryn

892±116 (50)

1

Hunt-Fenton, Keryn

bye

Group 1			1	2	3	4	W-L	Place
1	<b>Duffy, Jake</b> #1 1478±32 (25)			W 3,11,-5,6	W 3,6,8	W 6,5,5	3-0	1
2	Barnett, Jessie 955±63 (3)	L 1-3			W 9,7,6	W 4,6,7	2-1	2
3	Liang, Alan (BTTA) 0 (63)	L 0-3	L 0-3			W 0,6,3	1-2	3
4	Whittaker, David 0 (106)	L 0-3	L 0-3	L 0-3			0-3	4

Group 2			1	2	3	4	W-L	Place
1	Zhang, Jason #2 1235±57 (116)			L 0-3	W 3,2,2	W 1,3,3	2-1	2
2	<b>Freeman, Ned</b> 1128±48 (35)	W 5,9,4			W 5,1,4	W 0,0,2	3-0	1
3	Lander, Zabrynn 816±84 (59)	L 0-3	L 0-3			W 2,4,7	1-2	3
4	Lopez, Nicholas (Brisbane) 0 (65)	L 0-3	L 0-3	L 0-3			0-3	4

Group 3			1	2	3	4	W-L	Place
1	<b>Smith, Rayden</b> #3 1180±48 (89)			W 6,7,8	W 2,1,-12,5	W 6,4,5	3-0	1
2	Gould, Benjamin 1049±70 (37)	L 0-3			W 7,9,-9,10	W 9,8,10	2-1	2
3	Alcorn, Daniel 847±76 (2)	L 1-3	L 1-3			W 7,2,-9,8	1-2	3
4	Liu, Heidi (BRISBANE) 0 (64)	L 0-3	L 0-3	L 1-3			0-3	4

8

9

Duffy, Jake

#1 1478±32 (25)  
bye

1

Duffy, Jake

1

Duffy, Jake  
10,10,3

Smith, Rayden

#3 1180±48 (89)  
Freeman, Ned

2

Freeman, Ned  
9,9,-9,-9,6

1128±48 (35)



Group 1			1	2	3	4	5	W-L	Place
1	<b>Zhang, Jenny</b> #1 1254±65 (117)			W 6,7,6	W 2,4,1	W 3,4,7	W 6,4,6	4-0	1
2	Siedofsky, Krystal 872±70 (86)	L 0-3		W 6,5,4	L 1-3	W 9,6,1		2-2	3
3	Lander, Zabrynn 816±84 (59)	L 0-3	L 0-3		L 1-3	L 0-3		0-4	5
4	Martin, Ashley 0 (66)	L 0-3	W 9,8,-10,10	W -12,8,6,2		W 9,3,4		3-1	2
5	Liu, Heidi (BRISBANE) 0 (64)	L 0-3	L 0-3	W 9,10,5	L 0-3			1-3	4

[www.RatingsCentral.com](http://www.RatingsCentral.com)

Zhang, Jenny

#1	1254±65	(117)	1	Zhang, Jenny	_____
bye					

Group 1		1	2	3	4	W-L	Place
1	<b>Houghton, Ben</b> #1 1483±31 (48)		W 6,6,8	W 5,2,3	W 3,7,2	3-0	1
2	Dequina, Jordan 1290±39 (21)	L 0-3		W 3,4,10	W 3,5,7	2-1	2
3	Freeman, Ben 1094±45 (34)	L 0-3	L 0-3		W 6,8,5	1-2	3
4	Alcorn, Daniel 847±76 (2)	L 0-3	L 0-3	L 0-3		0-3	4

Group 2		1	2	3	4	W-L	Place
1	<b>Duffy, Jake</b> #2 1478±32 (25)		W 3,3,9	W 7,4,5	W 1,2,2	3-0	1
2	Barnett, Morgan 1142±61 (4)	L 0-3		L 1-3	W 3,1,1	1-2	3
3	Gould, Benjamin 1049±70 (37)	L 0-3	W 7,-4,10,12		W 8,8,6	2-1	2
4	Lopez, Nicholas (Brisbane) 0 (65)	L 0-3	L 0-3	L 0-3		0-3	4

Group 3		1	2	3	4	W-L	Place
1	<b>Pettett, Matthew Graham</b> #3 1387±36 (79)		W 5,9,4	W 6,7,5	W 2,6,6	3-0	1
2	Smith, Rayden 1180±48 (89)	L 0-3		L 0-3	W 5,-9,8,3	1-2	3
3	Freeman, Ned 1128±48 (35)	L 0-3	W 5,6,10		W -9,3,6,8	2-1	2
4	Liang, Alan (BTTA) 0 (63)	L 0-3	L 1-3	L 1-3		0-3	4

Group 4		1	2	3	W-L	Place
1	<b>Tacon, Liam</b> #4 1360±33 (94)		W 7,9,-9,5	W 6,2,14	2-0	1
2	Zhang, Jason 1235±57 (116)	L 1-3		W 6,5,5	1-1	2
3	Barnett, Jessie 955±63 (3)	L 0-3	L 0-3		0-2	3

8		9	
Houghton, Ben			
#1 1483±31 (48)	1	Houghton, Ben	
Pettett, Matthew Graham		8,4,9	
#3 1387±36 (79)			
Tacon, Liam			1
#4 1360±33 (94)	2	Duffy, Jake	
Duffy, Jake		7,10,-7,11	
#2 1478±32 (25)			
			Houghton, Ben
			6,9,13

Group 1			1	2	3	4	5	W-L	Place
1	<b>Zhang, Jenny</b> #1 1254±65 (117)			W 4,7,5	W 6,-9,8,-7,6	W 2,2,3	W 3,9,4	4-0	1
2	Hallas, Emily 968±68 (41)	L 0-3		L 1-3	W 8,8,9	W 10,-11,-6,7, 9		2-2	3
3	Hunt-Fenton, Keryn 892±116 (50)	L 2-3	W 7,6,-8,9		W 8,10,5	W 6,8,-8,6		3-1	2
4	Siedofsky, Krystal 872±70 (86)	L 0-3	L 0-3	L 0-3		L 0-3		0-4	5
5	Martin, Ashley 0 (66)	L 0-3	L 2-3	L 1-3	W 4,2,1			1-3	4

www.RatingsCentral.com

Zhang, Jenny

#1	1254±65	(117)	1	Zhang, Jenny	_____
bye					