

2012 AUSTRALIAN OPEN TABLE TENNIS CHAMPIONSHIPS

Men's Teams	Winner Korea LEE Jin Kwon KANG Dong Hoon KIM Jang Ho	Runner-Up Victoria Robert FRANK David POWELL Heming HU Shibaji DATTA Dillon CATHCART	Bronze Queensland David FIELDING Bruno LEVIS Kane TOWNSEND Wade TOWNSEND Graeme TOWNSEND (NPC)
Women's Teams	Korea KIM Min Hee LEE Hyun Ju KIM Mi Jeong HWANG Ji Na	New South Wales (A) Sally ZHANG Michelle BEAUMONT Vivian TAN Hang MAI Paul ZHAO (NPC)	Victoria Miao MIAO Melissa TAPPER Anna DU Stephanie SANG Jian Fang LAY
U21 Men's Teams	Queensland Jake DUFFY Ben HOUGHTON Naoya YAMAMOTO Zheng YANG Gary WALMSLEY (NPC)	Victoria Ivan SULFARO Nathan Van Der HEIDEN Ben TAYLOR Derek TUN Simon GERADA (NPC)	New South Wales (A) Danny RAUV Vincent TRAN Jay ONG Nam Ho OH (NPC)
U21 Women's Teams	New South Wales (A) Samantha ONG Vanessa TAN Sarah TAN Kai PENG Nam Ho OH	Presidents Jaiying WEI Catherine DUONG Susan MCDONALD	New South Wales (B) Margaret CAI Isabella CHUNG Antonia ZHANG Tien QUACH (NPC)

2012 AUSTRALIAN OPEN TABLE TENNIS CHAMPIONSHIPS

	Gold	Silver	Bronze	Bronze
Men's Singles	KANG Dong Hoon	LEE Jin Kwon	Chris YAN (NSW)	KIM Jang Ho (KOR)
Women's Singles	HWANG Ji Na (KOR)	KIM Min Hee (KOR)	Vivian TAN (NSW)	KIM Mi Jeong (KOR)
Men's Doubles	LEE Jin Kwon / KANG Dong Hoon (KOR)	William HENZELL (SA) / Robert FRANK (VIC)	Jon SCHUBERT / Marc TUNBRIDGE (SA)	David FIELDING / Bruno LEVIS (QLD)
Women's Doubles	KIM Min HEE / LEE Hyun Ju (KOR)	KIM Mi Jeong / HWANG Ji Na (KOR)	Vicky YANG (NZ) / Miao MIAO (VIC)	Vivian TAN / Sally ZHANG (NSW)
Mixed Doubles	KANG Dong Hoon / Hwang Ji Na (KOR)	LEE Jin Kwon / KIM Mi Jeong (KOR)	Chris YAN / Sally ZHANG (NSW)	KIM Jang Ho / LEE Hyun Ju (KOR)
U21 Men's Singles	David POWELL (VIC)	Heming HU (VIC)	Kane TOWNSEND (QLD)	Dillon CATHCART (VIC)
U21 Women's Singles	HWANG Ji Na (KOR)	LEE Hyun Ju (KOR)	KIM Min Hee (KOR)	Vicky YANG (NZ)
U21 Men's Doubles	Kane TOWNSEND (QLD) / Dillon CATHCART (VIC)	Heming HU / David POWELL (VIC)	Erny TSAO (NSW) / David FIELDING (QLD)	Nathan van der HEIDEN (VIC) / Abraham NG (NSW)
U21 Women's Doubles	KIM Min HEE / LEE Hyun Ju (KOR)	Kayla COOMBS (QLD) / Anna DU (VIC)	Ashley MARTIN / Natahlia WERNER (QLD)	Ci Ci ZHONG (QLD) / Vy BUI (SA)
U21 Mixed Doubles	David POWELL / Anna DU (VIC)	Jason WONG (SA) / LEE Hyun Ju (KOR)	Dillon CATHCART / Vy BUI (SA)	Zhiyang CHENG / Natalie PATERSON (NZ)

2012 AUSTRALIAN OPEN TABLE TENNIS CHAMPIONSHIPS

TEAM RESULTS

MEN'S TEAMS GROUP A

MATCH SCORES										
TEAMS		KOR	QLDA	SA	WA	NSWB	WINS	MP	PLACE	Final Place
1	KOREA		5-0	5-0	5-0	5-0	4	8	1	1
2	QUEENSLAND A	0-5		5-0	9-0	6-3	3	7	2	3
3	SOUTH AUSTRALIA	0-5	0-5		6-3	6-3	2	6	3	6
4	WESTERN AUSTRALIA	0-5	0-9	3-6		3-6	0	4	5	9
5	NEW SOUTH WALES B	0-5	3-6	3-6	6-3		1	5	4	8

GROUP "B"

MATCH SCORES										
TEAMS		NSWA	VIC	NZL	PRE	QLDB	WINS	MP	PLACE	Final Place
1	NEW SOUTH WALES A		4-5	8-1	9-0	9-0	3	7	2	4
2	VICTORIA	5-4		7-2	8-1	9-0	4	8	1	2
3	NEW ZEALAND	1-8	2-7		9-0	8-1	2	6	3	5
4	PRESIDENTS	0-9	1-8	0-9		3-6	0	4	5	10
5	QUEENSLAND B	0-9	0-9	1-8	6-3		1	5	4	7

RESULT

A	Korea	v	New South Wales A	5-1
B	Victoria	v	Queensland A	5-1
C	South Australia	v	Queensland B	5-0
D	New Zealand	v	New South Wales B	5-3
E	Western Australia	v	BYE	
F	Presidents	v	BYE	

Result

Korea	v	Victoria	5-1
New South Wales A	v	Queensland A	3-5
South Australia	v	New Zealand	1-5
Queensland B	v	New South Wales B	7-2
Western Australia	v	Presidents	8-1

TEAMS ANALYSIS - MEN'S TEAMS

		KOREA				QLD A				SOUTH AUST				WEST AUST				N S W B				N S W A				VICTORIA				NEW ZEALAND				PRESIDENTS				QLD B				WIN	LOSS	RATIO					
PLAYER		KANG Dong Hoon	KIM Jang Ho	LEE Jin Kwon	0	David FIELDING	Bruno LEVIS SOTO	Kane TOWNSEND	Wade TOWNSEND	Sharad PANDIT	An PHAN	Jonathan SCHUBERT	Marc TUNBRIDGE	Colin BOWLER	Giovanni GNAPICH	Greg LETTS	Alex Xiao Ou MAN	Abraham NG	Dean STRETTON	Erny TSAO	Alex VONG	Justin HAN	Kiet TRAN	Xuyen TRAN	Xin (Chris) YAN	Dillon CATHCART	Shibaji DATTA	Robert FRANK	David POWELL	Heming HU	Josh ALEXANDRE	Zhiyang CHENG	Yi-Sien LIN	Mark PAGE	Quy CAO	Thahn Duy LE	Khoa Dang Huu NGUYEN	Binayak BANERJEE	Stanley CHAN	Lukas KOZAK	Daniel O'NEILL	Janson TRAN							
K O R	KANG Dong Hoon						3/0	3/0		3/0			3/0		3/0	3/0					3/0		3/1	3/2			3/0	3/1																			11	0	100.00%
	KIM Jang Ho						3/0	3/0				3/0			3/0	3/0				3/0	3/0		2/3	3/0				0/3	3/0														8	2	80.00%				
	LEE Jin Kwon							3/0		3/1		3/0				3/0	3/0	3/0							3/0				3/1	3/0													11	0	100.00%				
																																											0	0	#DIV/0!				
Q L D A	David FIELDING													3/1	3/0	3/2			0/3	1/3	0/3																						3	3	50.00%				
	Bruno LEVIS SOTO	0/3	0/3							3/0	3/0			3/0	3/0	3/0			3/0	3/1	3/1				3/0	1/3		3/2	1/3										10	4	71.43%								
	Kane TOWNSEND		0/3							3/1		3/1		3/1	3/0	3/2							3/1	3/2	3/2		2/3	0/3										8	3	72.73%									
	Wade TOWNSEND	0/3		0/3									3/0						3/2	3/1	3/0				3/1	2/3	0/3			1/3	2/3						5	6	45.45%										
S A	Sharad PANDIT	0/3		1/3			0/3	1/3						3/0	3/1	3/2			3/0	3/1	3/0												1/3	3/1									7	5	58.33%				
	An PHAN						0/3								0/3	2/3	3/0																1/3	0/3					3/0				2	5	28.57%				
	Jonathan SCHUBERT				0/3									0/3	3/0	3/0																					3/0		5	4	55.56%								
	Marc TUNBRIDGE	0/3	0/3					1/3	0/3									3/0		3/0	1/3											0/3	1/3					3/1	3/0	3/0		4	7	36.36%					
W A	Colin BOWLER					1/3	0/3	1/3		0/3		3/0							3/1	2/3	3/0														3/0		3/0	3/0					6	5	54.55%				
	Giovanni GNAPICH	0/3	0/3			0/3	0/3	0/3		1/3	3/0	0/3						3/0	1/3	0/3															2/3	1/3	3/0		3	11	21.43%								
	Greg LETTS			0/3		2/3	0/3	2/3		2/3	3/2	0/3																							3/0		3/1	3/0					4	6	40.00%				
	Alex Xiao Ou MAN	0/3		0/3					0/3									0/3	0/3	0/3																							0	6	0.00%				
N S W B	Abraham NG			0/3								0/3		1/3	0/3	3/0															1/3	0/3								2/3	3/2		2	7	22.22%				
	Dean STRETTON					3/0	0/3	2/3		0/3		2/3		3/2	3/1	3/0																	0/3	3/1					3/1	3/0	3/0		8	5	61.54%				
	Erny TSAO		0/3	0/3		3/1	1/3	1/3		1/3	3/1	0/3		0/3	3/0	3/0																3/0							3/1	1/3	3/0		7	8	46.67%				
	Alex VONG	0/3	0/3			3/0	1/3	0/3		0/3		3/1	3/1																		0/3	1/3	3/1						3/0				5	7	41.67%				
N S W A	Justin HAN		3/2	0/3																															3/0	3/0	3/0						8	3	72.73%				
	Kiet TRAN	1/3	0/3				0/3	1/3	1/3																										3/0	3/0	3/0		3/0	3/0	3/0		7	8	46.67%				
	Xuyen TRAN							2/3	3/2																														3/0	3/0	3/0		6	2	75.00%				
	Xin (Chris) YAN	2/3		0/3			3/1	2/3	3/0																				3/1	3/0	3/0					3/1		3/0	3/0	3/0	3/0	3/0		13	3	81.25%			
V I C	Dillon CATHCART																																	3/1	2/3					3/1	3/1	3/1		4	1	80.00%			
	Shibaji DATTA						2/3	3/1															3/0	3/0	1/3						3/1		3/0						3/0	3/0	3/0		8	2	80.00%				
	Robert FRANK	0/3	3/0				3/1	3/2															2/3	3/0	0/3							3/0			3/0	3/0		3/0					8	3	72.73%				
	David POWELL	1/3		1/3				3/0	3/2														3/2	3/1	0/3						3/0		3/1	3/0	3/0	3/0			3/0	3/0	3/0		12	3	80.00%				
	Heming HU		0/3	0/3																									0/3	2/3	3/0	3/1	3/0					3	4	42.86%									
N Z L	Josh ALEXANDRE																	3/1			3/0	1/3	1/3	1/3			1/3	0/3								3/2				3/2	3/1		5	5	50.00%				
	Zhiyang CHENG										3/1	3/0								0/3		0/3	0/3					0/3							3/2	3/0	3/0		1/3	3/1	3/0		7	5	58.33%				
	Yi-Sien LIN										3/1	3/0						3/0	3/0	3/1		0/3	3/0	0/3			0/3	1/3	3/0								3/0	3/0			3/1		10	4	71.43%				
	Mark PAGE												3/1						1/3	1/3			0/3			1/3		0/3	3/2						3/1	3/0	3/0		8	6	57.14%								
P R E S	Quy CAO													0/3		0/3										3/2		0/3	0/3										1/3	1/3	1/3		1	7	12.50%				
	Thahn Duy LE														3/2							0/3	1/3	0/3				0/3	1/3		2/3	2/3		1/3					3/1	2/3			2	10	16.67%				
	Khoa Dang Huu NGUYEN													0/3	3/1	1/3						0/3	1/3	0/3				0/3	0/3			0/3	0/3	0/3							3/2		2	10	16.67%				
	Binayak BANERJEE													0/3	0/3	0/3						0/3	0/3	0/3				0/3	0/3			0/3	0/3	0/3					1/3	1/3	3/1		1	12	7.69%				
Q L D B	Stanley CHAN											1/3							1/3	1/3	0/3		0/3	0/3	0/3	1/3	0/3	0/3						0/3	3/1	1/3		3/1					2	12	14.29%				
	Lukas KOZAK									0/3	0/3							3/2	0/3	3/1						1/3	0/3	0/3			2/3	3/1			3/1	3/2		3/1					6	7	46.15%				
	Daniel O'NEILL																	2/3	0/3	0/3			0/3	0/3	0/3						1/3	1/3	0/3		3/1		2/3	1/3					1	11	8.33%				
	Janson TRAN										1/3	0/3											0/3	0/3	0/3	1/3	0/3	0/3				0/3	1/3	0/3					0	11	0.00%								

2012 AUSTRALIAN OPEN TABLE TENNIS CHAMPIONSHIPS

TEAM RESULTS

WOMEN'S TEAMS

MATCH SCORES											
TEAMS		KOR	VIC	NSWA	QLDA	PRE	NZL	QLDB	WINS	MP	PLACE
1	KOREA		5-0	5-1	5-0	5-0	5-0	5-0	6	12	1
2	VICTORIA	0-5		1-8	9-0	6-3	9-0	9-0	4	10	3
3	NEW SOUTH WALES A	1-5	8-1		5-4	7-2	9-0	9-0	5	11	2
4	QUEENSLAND A	0-5	0-9	4-5		3-6	8-1	9-0	2	8	5
5	PRESIDENTS	0-5	3-6	2-7	6-3		9-0	9-0	3	9	4
6	NEW ZEALAND	0-5	0-9	0-9	1-8	0-9		9-0	1	7	6
7	QUEENSLAND B	0-5	0-9	0-9	0-9	0-9	0-9		0	6	7

TEAMS ANALYSIS - WOMEN'S TEAMS

		KOREA				VICTORIA				N S W A				QLD A				PRESIDENTS				NEW ZEALAND				QLD B				WIN	LOSS	RATIO	
PLAYER		HWANG Ji Na	KIM Mi Jeong	KIM Min Hee	LEE Hyun Ju	Anna DU	Stephanie SANG	Jian Fang LAY	Miao MIAO	Melissa TAPPER	Michelle BEAUMONT	Hang MAI	Vivian TAN	Ziyu (Sally) ZHANG	Claire CAMPBELL-INNES	Peri CAMPBELL-INNES	Ivett WEININGER	Ci Ci ZHONG	Chermaine CHEN	Vicky YANG	Vy BUI	Jessica MACASKILL	Natalie PATERSON	Armindeep SINGH	Sabine WESTENRA	Kayla COOMBS	Kerryn HUNT-FENTON	Mariana LEE					
K O R	HWANG Ji Na					3/0	3/1							3/2		3/0		2/3								3/0	3/0			6	1	85.71%	
	KIM Mi Jeong										3/1		3/2									3/0			3/0			3/0		5		100.00%	
	KIM Min Hee							3/1	3/0		1/3	3/0			3/1	3/1		3/0	3/0			3/0		3/0						9	1	90.00%	
	LEE Hyun Ju								3/0			3/0	3/2	3/0					3/1	3/1				3/0		3/0		3/0		9		100.00%	
V I C	Anna DU									3/2	0/3		0/3				3/2							3/2		3/0	3/0	3/0		6	2	75.00%	
	Stephanie SANG	0/3								0/3	0/3		2/3	3/1		3/0		3/0	2/3	3/2		3/0		3/0	3/0			3/0		8	5	61.54%	
	Jian Fang LAY	1/3		1/3										3/0		3/0	3/0													3	2	60.00%	
	Miao MIAO			0/3	0/3													3/1	2/3	3/0		3/0			3/0	3/0	3/0			6	3	66.67%	
	Melissa TAPPER										1/3	0/3	1/3	3/2		3/1	3/0	3/1	3/1	0/3		3/0		3/0	3/0	3/0	3/0	3/0		11	4	73.33%	
N S W A	Michelle BEAUMONT					2/3	3/0							1/3	2/3	3/1		3/2	0/3	3/0		3/0	3/0		3/1	3/0	3/0	3/0		10	4	71.43%	
	Hang MAI		1/3	3/1		3/0	3/0		3/1					3/0	3/1	3/0							3/0			3/0	3/0	3/0		13	2	86.67%	
	Vivian TAN			0/3	0/3				3/0														3/0	3/0	3/0	3/0				5	2	71.43%	
	Ziyu (Sally) ZHANG		2/3		2/3	3/0	3/2		3/1					3/0	3/2	3/0		3/1	3/1	3/0		3/0			3/1	3/0	3/0			13	2	86.67%	
Q L D A	Claire CAMPBELL-INNES	2/3			0/3		1/3	0/3		2/3	3/1	0/3		0/3					2/3	3/0	3/0						3/0	3/0	3/0		6	8	42.86%
	Peri CAMPBELL-INNES			1/3						3/2	1/3		2/3									1/3	0/3	3/1						5	5	50.00%	
	Ivett WEININGER	0/3		1/3			0/3	0/3		1/3	1/3	0/3	0/3									3/0	1/3	3/1		3/1	3/0	3/1		5	9	35.71%	
	Ci Ci ZHONG					2/3		0/3		0/3												1/3	0/3	1/3		3/1	3/0	3/2		6	6	50.00%	
P R E S	Chermaine CHEN	3/2		0/3			0/3		1/3	1/3	2/3	1/3	1/3	3/2	3/1		3/1						3/0	3/0	3/0		3/0	3/0		9	7	56.25%	
	Vicky YANG			0/3	1/3		3/2		3/2	1/3	3/0	3/1	1/3	0/3	3/0		3/0						3/0	3/0	3/0		3/0	3/0		11	5	68.75%	
	Vy BUI				1/3		2/3		0/3	3/0	0/3	0/3	0/3	0/3	1/3		3/1						3/1	3/0	3/0		3/0	3/0		7	8	46.67%	
N Z L	Jessica MACASKILL		0/3	0/3			0/3		0/3	0/3	0/3		0/3		0/3	0/3	0/3											3/0	3/1		2	10	16.67%
	Natalie PATERSON									0/3	0/3	0/3			0/3	3/1	1/3	0/3	0/3	1/3							3/0	3/0		3	8	27.27%	
	Armindeep SINGH			0/3	0/3	2/3	0/3		0/3			0/3			1/3	1/3	2/3	0/3	0/3	0/3							3/0	3/0		2	12	14.29%	
	Sabine WESTENRA		0/3				0/3		0/3	0/3	1/3		0/3	1/3					0/3	0/3	0/3											10	
Q L D B	Kayla COOMBS	0/3			0/3	0/3			0/3	0/3	0/3	0/3		0/3		1/3	1/3														11		
	Kerryn HUNT-FENTON	0/3				0/3			0/3	0/3	0/3	0/3	0/3	0/3		0/3	0/3	0/3	0/3	0/3		0/3	0/3	0/3							16		
	Mariana LEE		0/3		0/3	0/3	0/3		0/3	0/3	0/3	0/3	0/3	0/3		1/3	2/3	0/3	0/3	0/3		1/3	0/3	0/3							17		

2012 AUSTRALIAN OPEN TABLE TENNIS CHAMPIONSHIPS

TEAM RESULTS

UNDER 21 MEN'S TEAMS

MATCH SCORES												
TEAMS		VIC	QLDA	NSWA	SA	PRE	NSWB	QLDB	TAS	WINS	MP	PLACE
1	VICTORIA		2-5	7-2	6-3	8-1	7-2	9-0	9-0	6	13	2
2	QUEENSLAND A	5-2		7-2	7-2	8-1	7-2	9-0	8-1	7	14	1
3	NEW SOUTH WALES A	2-7	2-7		6-3	7-2	5-4	9-0	9-0	5	12	3
4	SOUTH AUSTRALIA	3-6	2-7	3-6		5-4	8-1	9-0	8-1	4	11	4
5	PRESIDENTS	1-8	1-8	2-7	4-5		8-1	8-1	8-1	3	10	5
6	NEW SOUTH WALES B	2-7	2-7	4-5	1-8	1-8		7-2	8-1	2	9	6
7	QUEENSLAND B	0-9	0-9	0-9	0-9	1-8	2-7		7-2	1	8	7
8	TASMANIA	0-9	1-8	0-9	1-8	1-8	1-8	2-7		0	7	8

UNDER 21 WOMEN'S TEAMS

MATCH SCORES										
TEAMS		NSWA	NSWB	QLDA	PRE	QLDB		WINS	MP	PLACE
1	NEW SOUTH WALES A		8-1	8-1	5-4	9-0		4	8	1
2	NEW SOUTH WALES B	1-8		5-4	3-6	7-2		2	6	3
3	QUEENSLAND A	1-8	4-5		2-7	8-1		1	5	4
4	PRESIDENTS	4-5	6-3	7-2		8-1		3	7	2
5	QUEENSLAND B	0-9	2-7	1-8	1-8			0	4	5

TEAMS ANALYSIS - UNDER 21 MEN'S TEAMS

		VICTORIA				QLD A				N S W A			SOUTH AUST			PRESIDENTS			N S W B			QLD B				TASMANIA			WIN	LOSS	RATIO										
PLAYER		Ivan SULFARO	Ben TAYLOR	Derek TUN	Nathan VAN DER HEIDEN	Jake DUFFY	Ben HOUGHTON	Naoya YAMAMOTO	Zhen YANG	Jay ONG	Danny RAUV	Vincent TRAN	Lam HOANG	Sam VON EINEM	Jason WONG	Benjamin GOULD	Rhys THOMAS	Justin FIELD	Nicholas LEE	Brandon SO	Anthony ZHAO	Jordan DEQUINA	Dale FENWICK	Corey TSCHIRPIG	Mathew PETTETT	Ryan CHALMERS	Trent COAD	Josh SUMMERS													
VIC	Ivan SULFARO					1/3	3/2			3/0	3/0	3/1				2/3			3/0	3/0	3/0			3/0	3/1	3/2			3/0	3/0	3/0	3/0	3/0	3/0		16	2	88.89%			
	Ben TAYLOR					0/3		3/0		3/1				3/1	1/3	3/0		1/3	3/1	3/2	3/0	0/3	3/0			3/1	3/0	3/1	3/0		3/0	3/1	3/0		12	4	75.00%				
	Derek TUN									0/3	3/2	3/0		3/0		1/3		3/1	3/2		3/0	2/3	3/0			3/1	3/0				3/0				11	3	78.57%				
	Nathan VAN DER HEIDEN					1/3	2/3	0/3			1/3	3/1		3/0	3/2	3/2				3/0								3/0	3/0			3/0	3/0		9	4	69.23%				
QLD A	Jake DUFFY	3/1	3/0		3/1					3/1	3/0	1/3				3/0	3/0	3/2								3/1					3/1	3/1		3/1					11	1	91.67%
	Ben HOUGHTON	2/3			3/2					3/0	3/1	3/2							3/1	3/0	1/3	1/3	3/2	2/3		3/2		3/0	3/0	3/2	3/1	3/0		13	4	76.47%					
	Naoya YAMAMOTO		0/3		3/0					2/3	3/0	3/2		3/1	3/1	3/1		3/0	3/1	3/0	3/0	3/1	3/1		3/0		3/2	3/1	3/2	2/3	3/0		17	3	85.00%						
	Zhen YANG													3/0	2/3	1/3		3/0	3/1	3/2	3/1	3/2	3/1			3/1	3/1	3/0		3/1	3/1	3/0		10	2	83.33%					
NSWA	Jay ONG	0/3	1/3	3/0		1/3	0/3	3/2						3/0	0/3	0/3		3/0	3/0	0/3	3/2	2/3	0/3		3/0	3/0	3/0		3/0	3/0	3/0		3/0	3/0	3/0		12	9	57.14%		
	Danny RAUV	0/3		2/3	3/1	0/3	1/3	0/3						3/1	3/1	3/1		2/3	3/0	3/1	3/1	2/3	3/1		3/1	3/0	3/0		3/0	3/2	3/0		3/0	3/2	3/0		14	7	66.67%		
	Vincent TRAN	1/3		0/3	1/3	3/1	2/3	2/3						3/0	0/3	3/0		3/0	3/1	3/1	3/1	1/3	3/0		3/1	3/0	3/0		3/0	3/1	3/0		3/0	3/1	3/0		14	7	66.67%		
S A	Lam HOANG		1/3	0/3	0/3	0/3		1/3	0/3	0/3	1/3	0/3							1/3	2/3	1/3	3/1	3/2	1/3		3/1		3/0	3/1	3/0	1/3	3/0		7	14	33.33%					
	Sam VON EINEM	3/2	3/1		2/3	0/3		1/3	3/2	3/0	1/3	3/0							3/0	3/0	3/0	3/0	3/0	3/2		3/0		3/1	3/2	3/0	3/0	3/0		17	4	80.95%					
	Jason WONG		0/3	3/1	2/3	2/3		1/3	3/1	3/0	1/3	0/3							3/2	1/3	3/1	3/0	3/2	3/0		3/1	3/0		3/1	3/1	3/2	3/0		14	7	66.67%					
PRES	Benjamin GOULD	0/3	3/1	1/3			1/3	0/3	0/3	0/3	3/2	0/3		3/1	0/3	2/3									3/1	3/1	3/0		3/1	3/0	3/2		3/2	3/1	3/0		12	9	57.14%		
	Rhys THOMAS	0/3	1/3	2/3			0/3	1/3	1/3	0/3	0/3	1/3		3/2	0/3	3/1									3/0	0/3	3/0		3/0	0/3	3/0		3/0	0/3	3/0		8	13	38.10%		
	Justin FIELD	0/3	2/3		0/3	3/1	0/3	2/3		3/0	1/3	1/3		3/1	0/3	1/3									3/2	3/0	3/0		3/1	3/0	3/0		3/0	3/2	3/0		12	9	57.14%		
NSWB	Nicholas LEE	0/3	0/3	0/3		3/1	0/3	1/3	2/3	1/3	1/3		1/3	0/3	0/3		1/3	0/3	2/3							0/3	3/2	1/3	3/0		3/2	1/3	3/0		5	16	23.81%				
	Brandon SO	1/3	3/0	3/2		2/3	1/3	2/3	3/2	3/2	3/1		2/3	0/3	2/3		1/3	3/0	0/3							3/0	3/2	3/0	3/0		3/2	3/0	3/0		12	9	57.14%				
	Anthony ZHAO	2/3	0/3	0/3		3/2	1/3	1/3	3/0	1/3	0/3		3/1	2/3	0/3		0/3	0/3	0/3							1/3	3/0	3/2	3/0		3/0	3/2	3/0		8	13	38.10%				
QLD B	Jordan DEQUINA			0/3	0/3	1/3	2/3	0/3		0/3	1/3	1/3		1/3	0/3	1/3		1/3	3/0	1/3	1/3	1/3	2/3						3/1	3/1							3	16	15.79%		
	Dale FENWICK	0/3		1/3	0/3	1/3				0/3	0/3	0/3			0/3			0/3	1/3	0/3	1/3	0/3	0/3							3/1							1	14	6.67%		
	Corey TSCHIRPIG	0/3					0/3	2/3		0/3	0/3	0/3		0/3	1/3			2/3	0/3	0/3									0/3	2/3	3/0						1	13	7.14%		
	Mathew PETTETT	0/3	1/3	1/3		1/3	0/3	1/3						1/3	2/3	1/3					3/0	0/3	3/1						3/1	3/0	3/0						5	10	33.33%		
TAS	Ryan CHALMERS	0/3	0/3	0/3		2/3	2/3	1/3	0/3	0/3	0/3		0/3	0/3	1/3		2/3	0/3	0/3	2/3	2/3	0/3		1/3		3/0	1/3									1	20	4.76%			
	Trent COAD	0/3	1/3		0/3	1/3	3/2	1/3	0/3	2/3	1/3		3/1	0/3	2/3		1/3	3/0	2/3	3/1	0/3	2/3		1/3	1/3	3/2	0/3									5	17	22.73%			
	Josh SUMMERS	0/3	0/3		0/3	0/3	0/3	0/3	0/3	0/3	0/3		0/3	0/3	0/3		0/3	0/3	0/3	0/3	0/3	0/3				0/3	0/3														20

TEAMS ANALYSIS - UNDER 21 WOMEN'S TEAMS

		NSWA				NSWB				QLD A				PRESIDENTS				QLD B						
PLAYER		Samantha ONG	Kai PENG	Sarah TAN	Vanessa TAN	Margaret CAI	Isabella CHUNG	Antonia ZHANG		Eliza FORSTER	Ashley MARTIN	Natalia WERNER		Jiaying WEI	Catherine DUONG	Susan McDONALD		Matilda ALEXANDERSSON	Rebekah STANLEY	Shaina GREEN		WIN	LOSS	RATIO
NSWA	Samantha ONG							1/3			1/3			0/3	0/3	3/1		3/1	3/0	3/0		4	4	50.00%
	Kai PENG					3/0	3/0			3/0		3/0		1/3	3/0	3/0		3/0				7	1	87.50%
	Sarah TAN					3/0	3/0	3/1		3/0	3/0	3/0		0/3	3/1	3/0		3/0	3/0	3/0		11	1	91.67%
	Vanessa TAN					3/0	3/0	3/0		3/0	3/1	3/0							3/0	3/0		8		100.00%
NSWB	Margaret CAI		0/3	0/3	0/3					3/0	2/3	3/1		1/3	3/2	3/0		3/1	3/0	3/0		7	5	58.33%
	Isabella CHUNG		0/3	0/3	0/3					1/3	1/3	1/3		0/3	0/3	1/3		1/3	2/3	3/0		1	11	8.33%
	Antonia ZHANG	3/1		1/3	0/3					3/0	3/0	3/0		0/3	1/3	3/0		3/0	3/0	3/0		8	4	66.67%
QLD A	Eliza FORSTER		0/3	0/3	0/3	0/3	3/1	0/3						0/3	1/3	3/1		3/1	3/0	3/0		5	7	41.67%
	Ashley MARTIN	3/1		0/3	1/3	3/2	3/1	0/3						0/3	3/2	2/3		3/2	2/3	3/0		6	6	50.00%
	Natalia WERNER		0/3	0/3	0/3	1/3	3/1	0/3						0/3	3/2	2/3		3/0	3/0	3/1		5	7	41.67%
PRESIDENTS	Jiaying WEI	3/0	3/1	3/0		3/1	3/0	3/0		3/0	3/0	3/0						3/0	3/0	3/0		12		100.00%
	Catherine DUONG	3/0	0/3	1/3		2/3	3/0	3/1		3/1	2/3	2/3						3/0	3/0	3/0		7	5	58.33%
	Susan McDONALD	1/3	0/3	0/3		0/3	3/1	0/3		1/3	3/2	3/2						3/1	2/3	3/0		5	7	41.67%
QLD B	Matilda ALEXANDERSSON	1/3	0/3	0/3		1/3	3/1	0/3		1/3	2/3	0/3		0/3	0/3	1/3						1	11	8.33%
	Rebekah STANLEY	0/3		0/3	0/3	0/3	3/2	0/3		0/3	3/2	0/3		0/3	0/3	3/2						3	9	25.00%
	Shaina GREEN	0/3		0/3	0/3	0/3	0/3	0/3		0/3	0/3	1/3		0/3	0/3	0/3							12	

2012 AUSTRALIAN OPEN TABLE TENNIS CHAMPIONSHIPS

EVENT NO: S6
EVENT NAME: MENS TEAMS

ROUND	DAY	TIME	TABLE NO
1	Sun	1500	1

KOREA										SOUTH AUSTRALIA									
Player's Name					Game					Player's Name					Game				
					1	2	3	4	5						1	2	3	4	5
A: KANG Dong Hoon					11	11	11			X: Sharad PANDIT					3	9	9		
B: LEE Jin Kwon					11	11	11			Y: Jonathan SCHUBERT					6	9	8		
C: KIM Jang Ho					11	11	11			Z: Marc TURNERIDGE					4	7	8		
B: LEE Jin Kwon					11	11	11			X: Sharad PANDIT					6	8	11	7	1
A: KANG Dong Hoon					11	11	11			Z: Marc TURNERIDGE					8	2	7		
C: KIM Jang Ho					Win	Loss				Y: Jonathan SCHUBERT					Win	Loss			
B: LEE Jin Kwon										Z: Marc TURNERIDGE									
C: KIM Jang Ho										X: Sharad PANDIT									
A: KANG Dong Hoon										Y: Jonathan SCHUBERT									

PLEASE RETURN MATCH BALL WITH SCORESHEET

2012 AUSTRALIAN OPEN TABLE TENNIS CHAMPIONSHIPS

EVENT NO: S6
EVENT NAME: MENS TEAMS

ROUND	DAY	TIME	TABLE NO
1	Sun	1500	3

QUEENSLAND										NEW SOUTH WALES B									
Player's Name					Game					Player's Name					Game				
					1	2	3	4	5						1	2	3	4	5
A: David FIELDING					10	2	13	6		X: Enry TSAO					12	11	11	11	
B: Bruno LEVIS SOTO					11	11	11			Y: Dean STRETTON					2	5	6		
C: Wade TOWNSEND					11	11	11			Z: Alex WONG					9	5	8		
B: Bruno LEVIS SOTO					11	11	9	11		X: Enry TSAO					8	3	11	8	1
A: David FIELDING					4	6	9			Z: Alex WONG					11	11	11		
C: Wade TOWNSEND					Win	Loss				Y: Dean STRETTON					Win	Loss	8	9	11
B: Bruno LEVIS SOTO					3	11	8	11		Z: Alex WONG					1	2	8	11	2
C: Wade TOWNSEND					3	11	7	12	11	X: Enry TSAO					1	2	8	11	10
A: David FIELDING					3	6	3	9		Y: Dean STRETTON					1	2	11	11	11

PLEASE RETURN MATCH BALL WITH SCORESHEET

2012 AUSTRALIAN OPEN TABLE TENNIS CHAMPIONSHIPS

EVENT NO: S6
EVENT NAME: MENS TEAMS

ROUND	DAY	TIME	TABLE NO
1	Sun	1500	4

NEW SOUTH WALES										PRESIDENTS									
Player's Name					Game					Player's Name					Game				
					1	2	3	4	5						1	2	3	4	5
A: Xin (Chris) YAN					11	11	11			X: Khosa Dang Huu NGUYEN					2	6	5		
B: Kiet TRAN					11	11	5	11		Y: Thahn Duy LE					9	9	11	6	
C: Justin HAN					11	11	11			Z: Binayak BANERJEE					8	5	8		
B: Kiet TRAN					7	11	11	11		X: Khosa Dang Huu NGUYEN					11	7	9	7	1
A: Xin (Chris) YAN					11	11	13			Z: Binayak BANERJEE					5	3	11		
C: Justin HAN					Win	Loss				Y: Thahn Duy LE					Win	Loss	5	5	6
B: Kiet TRAN					3	11	11			Z: Binayak BANERJEE					3	1	3		
C: Justin HAN					3	11	11			X: Khosa Dang Huu NGUYEN					3	5	5	5	1
A: Xin (Chris) YAN					3	11	11			Y: Thahn Duy LE					3	9	9	9	1

PLEASE RETURN MATCH BALL WITH SCORESHEET

2012 AUSTRALIAN OPEN TABLE TENNIS CHAMPIONSHIPS

EVENT NO: S6
EVENT NAME: MENS TEAMS

ROUND	DAY	TIME	TABLE NO
1	Sun	1500	5

QUEENSLAND B										VICTORIA									
Player's Name					Game					Player's Name					Game				
					1	2	3	4	5						1	2	3	4	5
A: Stanley CHAN					4	4	7			X: Shibaji DATTA					11	11	11		
B: Lukas KOZAK					5	8	11	2		Y: Dillon CATHCART					11	11	11		
C: Janson TRAN					4	1	8			Z: David POWELL					11	11	11		
B: Lukas KOZAK					5	5	7			X: Shibaji DATTA					11	11	11		
A: Stanley CHAN					6	5	6			Z: David POWELL					11	11	11		
C: Janson TRAN					Win	Loss	6	10	11	Y: Dillon CATHCART					Win	Loss	11	12	2
B: Lukas KOZAK					3	9	2			Z: David POWELL					3	11	11		
C: Janson TRAN					3	8	7	8		X: Shibaji DATTA					3	11	11	11	
A: Stanley CHAN					3	4	11	8	3	Y: Dillon CATHCART					3	11	8	11	11

PLEASE RETURN MATCH BALL WITH SCORESHEET

2012 AUSTRALIAN OPEN TABLE TENNIS CHAMPIONSHIPS

EVENT NO: S6
EVENT NAME: MENS TEAMS

ROUND	DAY	TIME	TABLE NO
2	Sun	1900	9

NEW SOUTH WALES B											
Player's Name	Game					Player's Name	Game				
	1	2	3	4	5		1	2	3	4	5
A: KIM JANG HO	12	11	11			X: ERNY TSAO	10	9	8		
B: LEE JIN KWON	11	11	11			Y: ABRAHAM NG	5	4	6		
C: KANG DONG HOON	12	11	11			Z: ALEX VO	10	9	7		
B: LEE JIN KWON	11	11	11			X: ERNY TSAO	1	3	3		
A: KIM JANG HO	11	11	11			Z: ALEX VO	6	3	7		
C: KANG DONG HOON						Y: ABRAHAM NG					
B: LEE JIN KWON						Z: ALEX VO					
C: KANG DONG HOON						X: ERNY TSAO					
A: KIM JANG HO						Y: ABRAHAM NG					

Team	Matches	Games	Captain's Signature
Winner			
Loser			

PLEASE RETURN MATCH BALL WITH SCORESHEET

2012 AUSTRALIAN OPEN TABLE TENNIS CHAMPIONSHIPS

EVENT NO: S6
EVENT NAME: MENS TEAMS

ROUND	DAY	TIME	TABLE NO
2	Sun	1900	6

PRESIDENTS																
Player's Name	Game					Player's Name	Game									
	1	2	3	4	5		1	2	3	4	5					
A: THANH DUYLE	5	9	7			X: DAVID POWELL	11	11	11							
B: KHOA DANG HUU NGUYEN	3	9	5			Y: HENNING HU	11	11	11							
C: QUY CAO	7	6	4			Z: ROBERT FRANK	11	11	11							
B: KHOA DANG HUU NGUYEN	4	7	6			X: DAVID POWELL	11	11	11							
A: THANH DUYLE	6	4	7			Z: ROBERT FRANK	11	11	11							
C: QUY CAO						Y: HENNING HU										
B: KHOA DANG HUU NGUYEN	3	7	5			Z: ROBERT FRANK	3	11	11							
C: QUY CAO	1	2	4	4	11	11	X: DAVID POWELL	2	1	7	11	7	5	1	3	2
A: THANH DUYLE	3	10	11	12	9	Y: HENNING HU	3	12	9	14	11	1	1	1	3	

Team	Matches	Games	Captain's Signature
Winner	VICTORIA	8	
Loser	PRESIDENTS	1	4

PLEASE RETURN MATCH BALL WITH SCORESHEET

2012 AUSTRALIAN OPEN TABLE TENNIS CHAMPIONSHIPS

EVENT NO: S6
EVENT NAME: MENS TEAMS

ROUND	DAY	TIME	TABLE NO
2	Sun	1900	7

NEW ZEALAND																
Player's Name	Game					Player's Name	Game									
	1	2	3	4	5		1	2	3	4	5					
A: ZHIYANG CHENG	7	8	11	6		X: LUKAS KOZAK	11	11	6	11						
B: JOSH ALEXANDRE	9	14	11	11		Y: DANIEL ONEILL	11	12	5	7						
C: MARK PAGE	11	11	11			Z: JANSON TRAN	6	7	5							
B: JOSH ALEXANDRE	8	11	9	14	17	X: LUKAS KOZAK	11	9	11	12	15	1	0	3	1	
A: ZHIYANG CHENG	11	11	11			Z: JANSON TRAN	7	5	6							
C: MARK PAGE	3	0	9	11	11	12	Y: DANIEL ONEILL	Win	Loss	8	8	10	1	0	3	0
B: YI SHAN LIN						Z: JANSON TRAN	0	3	1	7	6	7				
C: MARK PAGE	3	0	11	11	11	X: STANLEY CHAN	1	2	3	6	5					
A: ZHIYANG CHENG	2	1	11	12	11	11	Y: DANIEL ONEILL	0	3	0	14	9	5			

Team	Matches	Games	Captain's Signature
Winner	NEW ZEALAND	8	
Loser	QUEENSLAND B	1	8

PLEASE RETURN MATCH BALL WITH SCORESHEET

2012 AUSTRALIAN OPEN TABLE TENNIS CHAMPIONSHIPS

EVENT NO: S6
EVENT NAME: MENS TEAMS

ROUND	DAY	TIME	TABLE NO
2	Sun	1900	8

QUEENSLAND														
Player's Name	Game					Player's Name	Game							
	1	2	3	4	5		1	2	3	4	5			
A: BRUNO LEVIS SOTO	11	11	11			X: GIOVANNI GNAPICH	4	6	3					
B: KANE TOWNSEND	11	8	17	9	11	Y: GREG LETTIS	6	11	15	3				
C: DAVID FIELDING	11	8	11	15		Z: COLIN BOWLER	9	11	8	13				
B: KANE TOWNSEND	11	11	12			X: GIOVANNI GNAPICH	4	3	10					
A: BRUNO LEVIS SOTO	11	11	11			Z: COLIN BOWLER	3	2						
C: DAVID FIELDING	Win	Loss	11	8	4	11	11	11	8	7	1	3	2	
B: KANE TOWNSEND	2	1	8	11	11	11	Y: GREG LETTIS	3	11	7	5	8		
C: DAVID FIELDING	3	11	11	12		X: GIOVANNI GNAPICH	3	9	8	10				
A: BRUNO LEVIS SOTO	3	11	11	11		Y: GREG LETTIS	3	8	6	4				

Team	Matches	Games	Captain's Signature
Winner	QUEENSLAND	8	
Loser	WESTERN AUSTRALIA	5	

PLEASE RETURN MATCH BALL WITH SCORESHEET

2012 AUSTRALIAN OPEN TABLE TENNIS CHAMPIONSHIPS

EVENT NO: S6
EVENT NAME: MENS TEAMS

ROUND	DAY	TIME	TABLE NO
3	Mon	12.30	1

NEW ZEALAND										NEW SOUTH WALES														
Player's Name		Game					Game					Player's Name		Game					Game					
		1	2	3	4	5	1	2	3	4	5			1	2	3	4	5	1	2	3	4	5	
A: Josh ALEXANDRE		2	9	11	5		11	11	8	11		X: Xin (Chris) YAN							1	1	3			
B: Yi-Sen LIN		11	11	11			3	9	3			Y: Xuyen TRAN							3	1	3			
C: Zhiyang CHENG		8	9	9	11		11	11	11			Z: Justin HAN							1	3				
B: Yi-Sen LIN		11	6	12			13	11	14			X: Xin (Chris) YAN							1	3				
A: Josh ALEXANDRE		9	11	7	1		11	6	11	11		Z: Justin HAN							1	1	3			
C: Zhiyang CHENG		6	9	6			Win	Loss	11	11	11	Y: Xuyen TRAN							1	3				
B: Yi-Sen LIN		1	2	8			3	1	11	11		Z: Justin HAN							1	3				
C: Mark PAGE		3	8	13	3		3	11	15	11		X: Kiet Tran							1	3				
A: Josh ALEXANDRE		3	11	4	7	10	2	1	9	1	11	12	Y: Xuyen TRAN							1	1	3		

PLEASE RETURN MATCH BALL WITH SCORESHEET

2012 AUSTRALIAN OPEN TABLE TENNIS CHAMPIONSHIPS

EVENT NO: S6
EVENT NAME: MENS TEAMS

ROUND	DAY	TIME	TABLE NO
3	Mon	12.30	1

QUEENSLAND										KOREA													
Player's Name		Game					Game					Player's Name		Game					Game				
		1	2	3	4	5	1	2	3	4	5			1	2	3	4	5	1	2	3	4	5
A: Bruno LEVIS SOTO		9	3	9			11	11	11			X: KANG Dong Hoon							1	1	3		
B: Wade TOWNSEND		2	7	4			11	11	11			Y: LEE Jin Kwon							1	3			
C: Kane TOWNSEND		3	8	7			11	11	11			Z: KIM Jang Ho							1	3			
B: Wade TOWNSEND		6	7	6			11	11	11			X: KANG Dong Hoon							1	3			
A: Bruno LEVIS SOTO		5	4	6			11	11	11			Z: KIM Jang Ho							1	3			
C: Kane TOWNSEND		Win	Loss				Win	Loss				Y: LEE Jin Kwon							1	3			
B: Wade TOWNSEND												Z: KIM Jang Ho							1	3			
C: Kane TOWNSEND												X: KANG Dong Hoon							1	3			
A: Bruno LEVIS SOTO												Y: LEE Jin Kwon							1	3			

PLEASE RETURN MATCH BALL WITH SCORESHEET

2012 AUSTRALIAN OPEN TABLE TENNIS CHAMPIONSHIPS

EVENT NO: S6
EVENT NAME: MENS TEAMS

ROUND	DAY	TIME	TABLE NO
3	Mon	12.30	2

PRESIDENTS										QUEENSLAND B													
Player's Name		Game					Game					Player's Name		Game					Game				
		1	2	3	4	5	1	2	3	4	5			1	2	3	4	5	1	2	3	4	5
A: Thahn DuyLE		11	9	11	11		5	11	8	8		X: Stanley CHAN							1	1	3		
B: Quy CAO		11	6	10	7		7	11	12	11		Y: Daniel ONEILL							1	1	3		
C: Binayak BANERJEE		11	8	6	9		8	11	11	11		Z: Lukas KOZAK							1	1	3		
B: Quy CAO		11	5	11	7		13	11	3	11		X: Stanley CHAN							1	1	3		
A: Thahn DuyLE		11	9	7	11	6	7	11	11	6	11	Z: Lukas KOZAK							1	1	3		
C: Binayak BANERJEE		Win	Loss	12	10	11	11	11	11	11		Y: Daniel ONEILL							1	3			
B: Quy CAO		3	8	1	6	2	3	1	5	11	11	Z: Lukas KOZAK							1	1	3		
C: Binayak BANERJEE		1	2	8	9	11	16	2	1	11	11	X: Stanley CHAN							1	1	3		
A: Kevin NGUYEN		2	1	7	3	11	14	11	1	14	11	Y: Daniel ONEILL							1	1	3		

PLEASE RETURN MATCH BALL WITH SCORESHEET

2012 AUSTRALIAN OPEN TABLE TENNIS CHAMPIONSHIPS

EVENT NO: S6
EVENT NAME: MENS TEAMS

ROUND	DAY	TIME	TABLE NO
3	Mon	12.30	4

WESTERN AUSTRALIA										SOUTH AUSTRALIA													
Player's Name		Game					Game					Player's Name		Game					Game				
		1	2	3	4	5	1	2	3	4	5			1	2	3	4	5	1	2	3	4	5
A: Colin BOWLER		5	7	8			11	11	11			X: Sharad PANDIT							1	1	3		
B: Giovanni GNAPICH		11	11	11			5	6	2			Y: An PHAN							1	3			
C: Greg LETTS		5	8	9			11	11	11			Z: Jonathan SCHUBERT							1	1	3		
B: Giovanni GNAPICH		5	11	5	7		11	9	11	11		X: Sharad PANDIT							1	1	3		
A: Colin BOWLER		11	11	11			9	6	5			Z: Jonathan SCHUBERT							1	3			
C: Greg LETTS		Win	Loss	5	11	6	13	11	9	11	11	Y: An PHAN							1	3			
B: Giovanni GNAPICH		1	2	6	3		2	1	11	11		Z: Jonathan SCHUBERT							1	1	3		
C: Greg LETTS		1	2	11	5	11	8	7	3	7	11	X: Sharad PANDIT							1	2	3		
A: Colin BOWLER		1	2	11	8	1						Y: An PHAN							1	1	3		

PLEASE RETURN MATCH BALL WITH SCORESHEET

2012 AUSTRALIAN OPEN TABLE TENNIS CHAMPIONSHIPS

EVENT NO: S6
EVENT NAME: MENS TEAMS

ROUND	DAY	TIME	TABLE NO
4	Mon	19.00	7

Player's Name	KOREA					WESTERN AUSTRALIA					Matches	Games	
	1	2	3	4	5	1	2	3	4	5			
A: KANG Dong Hoon	11	11	11			X: Alex Xiao Ou IMAN	2	9	3			1	3
B: LEE Jin Kwon	11	11	11			Y: Greg LETTS	4	2	4			1	3
C: KIM Jang Ho	11	11	11			Z: Giovanni GNAPICH	2	9	8			1	3
B: LEE Jin Kwon	11	11	11			X: Alex Xiao Ou IMAN	1	2	4			1	3
A: KANG Dong Hoon	11	11	11			Z: Giovanni GNAPICH	12	3	3			1	3
C: KIM Jang Ho	14	11	11			Y: Greg LETTS	Win	Loss					
B: LEE Jin Kwon						Z: Giovanni GNAPICH							
C: KIM Jang Ho						X: Alex Xiao Ou IMAN							
A: KANG Dong Hoon						Y: Greg LETTS							

PLEASE RETURN MATCH BALL WITH SCORESHEET

2012 AUSTRALIAN OPEN TABLE TENNIS CHAMPIONSHIPS

EVENT NO: S6
EVENT NAME: MENS TEAMS

ROUND	DAY	TIME	TABLE NO
4	Mon	19.00	9

Player's Name	NEW SOUTH WALES B					SOUTH AUSTRALIA					Matches	Games	
	1	2	3	4	5	1	2	3	4	5			
A: Dean STRETTON	8	9	8			X: Sharad PANDIT	11	11	11			1	3
B: Alex YONG	8	11	14	11		Y: Marc TUNBRIDGE	11	9	12			1	3
C: Enry TSAO	11	7	11	12		Z: Jonathan SCHUBERT	5	11	8	10		1	3
B: Alex YONG	6	5	8			X: Sharad PANDIT	11	11	11			1	3
A: Dean STRETTON	7	11	6	11	4	Z: Jonathan SCHUBERT	11	5	11	8	11	1	3
C: Enry TSAO	Win	Loss				Y: Marc TUNBRIDGE	Win	Loss					
B: Alex YONG	2	11	9	11	11	Z: Jonathan SCHUBERT	1	2	8	11	5	8	1
C: Enry TSAO	1	2	8	4	11	X: Sharad PANDIT	3	11	11	2	11	1	3
A: Dean STRETTON	3	6	3	9		Y: Marc TUNBRIDGE	2	1	11	11	11	1	3

PLEASE RETURN MATCH BALL WITH SCORESHEET

2012 AUSTRALIAN OPEN TABLE TENNIS CHAMPIONSHIPS

EVENT NO: S6
EVENT NAME: MENS TEAMS

ROUND	DAY	TIME	TABLE NO
4	Mon	19.00	1

Player's Name	NEW SOUTH WALES					QUEENSLAND B					Matches	Games	
	1	2	3	4	5	1	2	3	4	5			
A: Xuyen TRAN	11	11	11			X: Stanley CHAN	5	3	3			1	3
B: Xin (Chris) YAN	11	11	11			Y: Janson TRAN	4	6	8			1	3
C: Kiet TRAN	11	11	11			Z: Daniel ONEILL	4	5	3			1	3
B: Xin (Chris) YAN	11	11	11			X: Stanley CHAN	6	5	4			1	3
A: Xuyen TRAN	11	11	11			Z: Daniel ONEILL	6	8	4			1	3
C: Kiet TRAN	Win	Loss				Y: Janson TRAN	Win	Loss					
B: Xin (Chris) YAN	3	11	11	11		Z: Daniel ONEILL	3	4	5	8			
C: Kiet TRAN	3	11	11	11		X: Stanley CHAN	3	4	4	1			
A: Xuyen TRAN	3					Y: Janson TRAN	3	0	12	9			

PLEASE RETURN MATCH BALL WITH SCORESHEET

2012 AUSTRALIAN OPEN TABLE TENNIS CHAMPIONSHIPS

EVENT NO: S6
EVENT NAME: MENS TEAMS

ROUND	DAY	TIME	TABLE NO
4	Mon	19.00	6

Player's Name	NEW ZEALAND					VICTORIA					Matches	Games	
	1	2	3	4	5	1	2	3	4	5			
A: Josh ALEXANDRE	11	3	8	5		X: Shibaji DATTA	6	11	11	11		1	3
B: Yi-Sien LIN	11	14	11			Y: Henning HU	9	12	6			1	3
C: Mark PAGE	8	9	6			Z: David POWELL	11	11	11			1	3
B: Yi-Sien LIN	7	4	8			X: Shibaji DATTA	11	11	11			1	3
A: Josh ALEXANDRE	7	5	9			Z: David POWELL	11	11	11			1	3
C: Mark PAGE	Win	Loss				Y: Henning HU	Win	Loss					
B: Yi-Sien LIN	1	2	8	11	9	Z: David POWELL	3	11	5	11	11	1	3
C: Mark PAGE	1	2	12	9	7	X: Dillon CATHCART	3	10	11	11	16	1	3
A: Josh ALEXANDRE	3	5	7	5		Y: Robert FRANK	1	2	11	11	11	1	3

PLEASE RETURN MATCH BALL WITH SCORESHEET

2012 AUSTRALIAN OPEN TABLE TENNIS CHAMPIONSHIPS

EVENT NO: S6
EVENT NAME: MENS TEAMS

ROUND	DAY	TIME	TABLE NO
5	Tues	9:00	2

NEW SOUTH WALES B										WESTERN AUSTRALIA													
Player's Name		Game 1		Game 2		Game 3		Game 4		Game 5		Player's Name		Game 1		Game 2		Game 3		Game 4		Game 5	
A:	Abraham NG	11	11	11	11							X:	Alex Xiao Ou MAN	6	4	5	1	3					
B:	Ervy TSAO	11	11	11	11							Y:	Giovanni GNAPICH	3	7	9	1	3					
C:	Dean STRETTON	7	13	11	8	11						Z:	Collin BOWLER	11	11	7	11	7					
B:	Ervy TSAO	11	11	11	11							X:	Alex Xiao Ou MAN	7	4	7	1	3					
A:	Abraham NG	11	9	3	4							Z:	Collin BOWLER	9	11	11	11						
C:	Dean STRETTON	11	11	9	11							Win	Lose	3	11	11	5	7					
B:	Ervy TSAO	2	1	5	9							Y:	Giovanni GNAPICH	2	1	13	11						
C:	Dean STRETTON	3	11	11	11							Z:	Collin BOWLER	3	1	5	1						
A:	Abraham NG	1	2	1	2							X:	Alex Xiao Ou MAN	3	1	5	1						
		1	2	1	2							Y:	Giovanni GNAPICH	1	2	1	11	11					

Team: NEW SOUTH WALES B / WESTERN AUSTRALIA

Winner: /
Loser: /

Matches: 6 / 20
Games: 3 / 12

Captain's Signature: /

PLEASE RETURN MATCH BALL WITH SCORESHEET

2012 AUSTRALIAN OPEN TABLE TENNIS CHAMPIONSHIPS

EVENT NO: S6
EVENT NAME: MENS TEAMS

ROUND	DAY	TIME	TABLE NO
5	Tues	9:00	4

PRESIDENTS										NEW ZEALAND													
Player's Name		Game 1		Game 2		Game 3		Game 4		Game 5		Player's Name		Game 1		Game 2		Game 3		Game 4		Game 5	
A:	Bhavak BANERJEE	4	6	2								X:	Yi-Sien LIN	11	11	11							
B:	Khoa Dang Huu NGUYEN	10	7	5								Y:	Zhiyang CHENG	12	11	11							
C:	Thahn Duy LE	10	10	13	6							Z:	Mark PAGE	12	12	11	11						
B:	Khoa Dang Huu NGUYEN	6	3	8								X:	Yi-Sien LIN	11	11	11							
A:	Bhavak BANERJEE	4	6	7								Z:	Mark PAGE	11	11	11							
C:	Thahn Duy LE	3	11	11	5	7						Win	Lose	3	11	11	7	9					
B:	Khoa Dang Huu NGUYEN	3	4	12	9							Y:	Zhiyang CHENG	3	11	14	11						
C:	Thahn Duy LE	3	11	8	11	10	7					Z:	Mark PAGE	3	6	11	3	12					
A:	Bhavak BANERJEE	3	6	8	6							X:	Yi-Sien LIN	3	6	11	3	12					
		3	6	8	6							Y:	Zhiyang CHENG	3	11	11	11						

Team: NEW ZEALAND

Winner: /
Loser: /

Matches: 9 / 27
Games: 5

Captain's Signature: /

PLEASE RETURN MATCH BALL WITH SCORESHEET

2012 AUSTRALIAN OPEN TABLE TENNIS CHAMPIONSHIPS

EVENT NO: S6
EVENT NAME: MENS TEAMS

ROUND	DAY	TIME	TABLE NO
5	Tues	9:00	3

NEW SOUTH WALES B										WESTERN AUSTRALIA													
Player's Name		Game 1		Game 2		Game 3		Game 4		Game 5		Player's Name		Game 1		Game 2		Game 3		Game 4		Game 5	
A:	Kane TOWNSEND	11	5	11	11							X:	Sharad PANDIT	4	11	9	8						
B:	Bruno LEVIS SOTO	11	11	11	11							Y:	An PHAN	3	6	4							
C:	Wade TOWNSEND	11	11	11	11							Z:	Marc TUNBRIDGE	6	7	8							
B:	Bruno LEVIS SOTO	11	11	11	11							X:	Sharad PANDIT	4	9	9							
A:	Kane TOWNSEND	11	13	4	11							Z:	Marc TUNBRIDGE	9	11	11	6						
C:	Wade TOWNSEND	11	11	11	11							Win	Lose										
B:	Bruno LEVIS SOTO											Y:	An PHAN										
C:	Wade TOWNSEND											Z:	Marc TUNBRIDGE										
A:	Kane TOWNSEND											X:	Sharad PANDIT										
												Y:	An PHAN										

Team: NEW SOUTH WALES B / WESTERN AUSTRALIA

Winner: /
Loser: /

Matches: 6 / 20
Games: 3 / 12

Captain's Signature: /

PLEASE RETURN MATCH BALL WITH SCORESHEET

2012 AUSTRALIAN OPEN TABLE TENNIS CHAMPIONSHIPS

EVENT NO: S6
EVENT NAME: MENS TEAMS

ROUND	DAY	TIME	TABLE NO
5	Tues	9:00	1

PRESIDENTS										NEW ZEALAND													
Player's Name		Game 1		Game 2		Game 3		Game 4		Game 5		Player's Name		Game 1		Game 2		Game 3		Game 4		Game 5	
A:	Shibaji DATTA	11	10	9	7							X:	Xin (Chris) YAN	8	12	11	11						
B:	Robert FRANK	11	11	11	11							Y:	Kiet TRAN	6	5	4							
C:	David POWELL	11	6	11	8	11						Z:	Justin HAN	9	11	6	11						
B:	Robert FRANK	8	2	10	8	11						X:	Xin (Chris) YAN	11	11	12							
A:	Shibaji DATTA	11	11	11	11							Z:	Justin HAN	9	5	8							
C:	David POWELL	11	11	9	11							Win	Lose	2	2	11	4						
B:	Robert FRANK	1	2	11	7	6	8					Y:	Justin HAN	1	2	9	11						
C:	David POWELL	2	1	9	6	7						Z:	Xin (Chris) YAN	3	11	11	11						
A:	Shibaji DATTA	2	1	11	11	11						Y:	Kiet TRAN	3	8	7	7						
		2	1	11	11	11								3	8	7	7						

Team: VICTORIA

Winner: /
Loser: /

Matches: 5 / 18
Games: 4 / 15

Captain's Signature: /

PLEASE RETURN MATCH BALL WITH SCORESHEET

2012 AUSTRALIAN OPEN TABLE TENNIS CHAMPIONSHIPS

EVENT NO: S6
EVENT NAME: MENS TEAMS

ROUND	DAY	TIME	TABLE NO
5	Tues	9:00	3

NEW SOUTH WALES B										WESTERN AUSTRALIA													
Player's Name		Game 1		Game 2		Game 3		Game 4		Game 5		Player's Name		Game 1		Game 2		Game 3		Game 4		Game 5	
A:	Kane TOWNSEND	11	5	11	11							X:	Sharad PANDIT	4	11	9	8						
B:	Bruno LEVIS SOTO	11	11	11	11							Y:	An PHAN	3	6	4							
C:	Wade TOWNSEND	11	11	11	11							Z:	Marc TUNBRIDGE	6	7	8							
B:	Bruno LEVIS SOTO	11	11	11	11							X:	Sharad PANDIT	4	9	9							
A:	Kane TOWNSEND	11	13	4	11							Z:	Marc TUNBRIDGE	9	11	11	6						
C:	Wade TOWNSEND	11	11	11	11							Win	Lose										
B:	Bruno LEVIS SOTO											Y:	An PHAN										
C:	Wade TOWNSEND											Z:	Marc TUNBRIDGE										
A:	Kane TOWNSEND											X:	Sharad PANDIT										
												Y:	An PHAN										

Team: NEW SOUTH WALES B / WESTERN AUSTRALIA

Winner: /
Loser: /

Matches: 6 / 20
Games: 3 / 12

Captain's Signature: /

PLEASE RETURN MATCH BALL WITH SCORESHEET

2012 AUSTRALIAN OPEN TABLE TENNIS CHAMPIONSHIPS

EVENT NO: S6
EVENT NAME: MENS TEAMS

ROUND	DAY	TIME	TABLE NO
5	Tues	9:00	1

PRESIDENTS										NEW ZEALAND													
Player's Name		Game 1		Game 2		Game 3		Game 4		Game 5		Player's Name		Game 1		Game 2		Game 3		Game 4		Game 5	
A:	Shibaji DATTA	11	10	9	7							X:	Xin (Chris) YAN	8	12	11	11						
B:	Robert FRANK	11	11	11	11							Y:	Kiet TRAN	6	5	4							
C:	David POWELL	11	6	11	8	11						Z:	Justin HAN	9	11	6	11						
B:	Robert FRANK	8	2	10	8	11						X:	Xin (Chris) YAN	11	11	12							
A:	Shibaji DATTA	11	11																				

2012 AUSTRALIAN OPEN TABLE TENNIS CHAMPIONSHIPS

EVENT NO: S6
EVENT NAME: MENS TEAMS

ROUND	DAY	TIME	TABLE NO
6	Tues	1500	1

NEW ZEALAND										KOREA										NEW SOUTH WALES									
Player's Name					Games					Player's Name					Games					Player's Name					Games				
					1	2	3	4	5						1	2	3	4	5						1	2	3	4	5
A: LEE Jin Kwon					11	11	11			X: Xin (Chris) YAN					8	5	8			X: Dean STRETTON					7	11	14	11	
B: KANG Dong Hoon					9	11	11			Y: Kiet TRAN					11	8	2			Y: Abraham NG					4	2	3		
C: KIM Jang Ho					6	11	7	12	6	Z: Justin HAN					11	7	11	10	11	Z: Alex VONG					8	10	7		
B: KANG Dong Hoon					11	9	9	12	11	X: Xin (Chris) YAN					9	11	11	10	6	X: Dean STRETTON					4	2	5		
A: LEE Jin Kwon					11	11	16			Z: Justin HAN					5	4	4			Z: Alex VONG					11	5	11	11	
C: KIM Jang Ho					Win	Loss	11	11	11	Y: Kiet TRAN					Win	Loss	5	8	1	Y: Abraham NG					Win	Loss	8	11	7
B: KANG Dong Hoon										Z: Justin HAN										Z: Alex VONG					1	2	11	11	8
C: KIM Jang Ho										X: Xin (Chris) YAN										X: Erny TSAO					2	1	13	11	11
A: LEE Jin Kwon										Y: Kiet TRAN										Y: Abraham NG									

PLEASE RETURN MATCH BALL WITH SCORESHEET

2012 AUSTRALIAN OPEN TABLE TENNIS CHAMPIONSHIPS

EVENT NO: S6
EVENT NAME: MENS TEAMS

ROUND	DAY	TIME	TABLE NO
6	Tues	1545	6

QUEENSLAND										VICTORIA																		
Player's Name					Games					Player's Name					Games													
					1	2	3	4	5						1	2	3	4	5									
A: Kane TOWNSEND					11	7	2	11	8	X: Robert FRANK					8	11	11	8	11	X: Jonathan SCHUBERT					11	7	11	11
B: Bruno LEVIS SOTO					13	10	11	11		Y: Shibaji DATTA					11	11	12		8	Y: An PHAN					11	13	11	
C: Wade TOWNSEND					4	11	11	3	8	Z: David POWELL					11	7	7	11	11	Z: Marc TUNBRIDGE					11	9	11	11
B: Bruno LEVIS SOTO					5	11	3	16		X: Robert FRANK					11	3	11	18		X: Jonathan SCHUBERT					11	11	11	
A: Kane TOWNSEND					6	6	6			Z: David POWELL					11	11	11	11		Z: Marc TUNBRIDGE					11	11	11	
C: Wade TOWNSEND					Win	Loss	11	9	8	Y: Shibaji DATTA					Win	Loss	6	11	11	Y: An PHAN					Win	Loss	11	11
B: Bruno LEVIS SOTO										Z: David POWELL										Z: Marc TUNBRIDGE								
C: Wade TOWNSEND										X: Robert FRANK										X: Jonathan SCHUBERT								
A: Kane TOWNSEND										Y: Shibaji DATTA										Y: An PHAN								

PLEASE RETURN MATCH BALL WITH SCORESHEET

2012 AUSTRALIAN OPEN TABLE TENNIS CHAMPIONSHIPS

EVENT NO: S6
EVENT NAME: MENS TEAMS

ROUND	DAY	TIME	TABLE NO
6	Tues	1500	9

NEW ZEALAND										NEW SOUTH WALES B									
Player's Name					Games					Player's Name					Games				
					1	2	3	4	5						1	2	3	4	5
A: Mark PAGE					11	5	12	6		X: Dean STRETTON					7	11	14	11	
B: Yi-Sien LIN					11	11	11			Y: Abraham NG					4	2	3		
C: Josh ALEXANDRE					11	12	11			Z: Alex VONG					8	10	7		
B: Yi-Sien LIN					11	11	11			X: Dean STRETTON					4	2	5		
A: Mark PAGE					9	11	8	6		Z: Alex VONG					11	5	11	11	
C: Josh ALEXANDRE					Win	Loss	11	5	11	Y: Abraham NG					Win	Loss	8	11	7
B: Yi-Sien LIN					3	11	13	9		Z: Alex VONG					1	2	11	11	8
C: Zhiyang CHENG					2	1	11	9	9	X: Erny TSAO					2	1	13	11	11
A: Mark PAGE										Y: Abraham NG									

PLEASE RETURN MATCH BALL WITH SCORESHEET

2012 AUSTRALIAN OPEN TABLE TENNIS CHAMPIONSHIPS

EVENT NO: S6
EVENT NAME: MENS TEAMS

ROUND	DAY	TIME	TABLE NO
6	Tues	1500	8

QUEENSLAND B										SOUTH AUSTRALIA									
Player's Name					Games					Player's Name					Games				
					1	2	3	4	5						1	2	3	4	5
A: Janson TRAN					5	11	6	3		X: Jonathan SCHUBERT					11	7	11	11	
B: Lukas KOZAK					5	11	8			Y: An PHAN					11	13	11		
C: Stanley CHAN					8	11	8	3		Z: Marc TUNBRIDGE					11	9	11	11	
B: Lukas KOZAK					8	2	2			X: Jonathan SCHUBERT					11	11	11		
A: Janson TRAN					8	5	5			Z: Marc TUNBRIDGE					11	11	11		
C: Stanley CHAN					Win	Loss				Y: An PHAN					Win	Loss			
B: Lukas KOZAK										Z: Marc TUNBRIDGE									
C: Stanley CHAN										X: Jonathan SCHUBERT									
A: Janson TRAN										Y: An PHAN									

PLEASE RETURN MATCH BALL WITH SCORESHEET

2012 AUSTRALIAN OPEN TABLE TENNIS CHAMPIONSHIPS

EVENT NO: S6
EVENT NAME: MENS TEAMS

ROUND	DAY	TIME	TABLE NO
7	Wed	0900	1

KOREA										VICTORIA										
Player's Name	Game					Player's Name	Game					Matches	Game					Matches		
	1	2	3	4	5		1	2	3	4	5		ABC	XYZ	ABC	XYZ				
A: KANG Dong Hoon	10	11	13	11		X: David POWELL	12	6	11	2		1	3	1						
B: LEE Jin Kwon	11	11	11			Y: Henning HU	4	6	5			1	3							
C: KIM Jang Ho	5	5	4			Z: Robert FRANK	11	11	11			1	3							
B: LEE Jin Kwon	11	11	9	11		X: David POWELL	6	4	11	5		1	3	1						
A: KANG Dong Hoon	11	11	11			Z: Robert FRANK	9	3	5			3	3							
C: KIM Jang Ho	Win	Loss	11	11	11	Y: Henning HU	Win	Loss	9	4	6	1	3							
B: LEE Jin Kwon						Z: Robert FRANK														
C: KIM Jang Ho						X: David POWELL														
A: KANG Dong Hoon						Y: Henning HU														
Team										Team										
Winner										Winner										
Loser										Loser										
Captain's Signature										Captain's Signature										

PLEASE RETURN MATCH BALL WITH SCORESHEET

2012 AUSTRALIAN OPEN TABLE TENNIS CHAMPIONSHIPS

EVENT NO: S6
EVENT NAME: MENS TEAMS

ROUND	DAY	TIME	TABLE NO
7	Wed	0900	3

NEW ZEALAND										SOUTH AUSTRALIA										
Player's Name	Game					Player's Name	Game					Matches	Game					Matches		
	1	2	3	4	5		1	2	3	4	5		ABC	XYZ	ABC	XYZ				
A: Mark PAGE	13	10	12	3		X: Sharad PANDIT	11	12	14	11		1	1	3						
B: Yi-Sien LIN	11	11	11			Y: An PHAN	4	5	3			1	3							
C: Zhiyang CHENG	11	11	11			Z: Marc TUNBRIDGE	5	4	6			1	3							
B: Yi-Sien LIN	11	4	14	11		X: Sharad PANDIT	2	11	12	9		1	3	1						
A: Mark PAGE	12	6	11	11		Z: Marc TUNBRIDGE	10	11	3	8		3	1							
C: Zhiyang CHENG	Win	Loss	13	11	11	Y: An PHAN	Win	Loss	11	13	6	2	1	3	1					
B: Yi-Sien LIN						Z: Marc TUNBRIDGE														
C: Zhiyang CHENG						X: Sharad PANDIT														
A: Mark PAGE						Y: An PHAN														
Team										Team										
Winner										Winner										
Loser										Loser										
Captain's Signature										Captain's Signature										

PLEASE RETURN MATCH BALL WITH SCORESHEET

2012 AUSTRALIAN OPEN TABLE TENNIS CHAMPIONSHIPS

EVENT NO: S6
EVENT NAME: MENS TEAMS

ROUND	DAY	TIME	TABLE NO
7	Wed	0900	1

KOREA										VICTORIA										
Player's Name	Game					Player's Name	Game					Matches	Game					Matches		
	1	2	3	4	5		1	2	3	4	5		ABC	XYZ	ABC	XYZ				
A: KANG Dong Hoon	10	11	13	11		X: David POWELL	12	6	11	2		1	3	1						
B: LEE Jin Kwon	11	11	11			Y: Henning HU	4	6	5			1	3							
C: KIM Jang Ho	5	5	4			Z: Robert FRANK	11	11	11			1	3							
B: LEE Jin Kwon	11	11	9	11		X: David POWELL	6	4	11	5		1	3	1						
A: KANG Dong Hoon	11	11	11			Z: Robert FRANK	9	3	5			3	3							
C: KIM Jang Ho	Win	Loss	11	11	11	Y: Henning HU	Win	Loss	9	4	6	1	3							
B: LEE Jin Kwon						Z: Robert FRANK														
C: KIM Jang Ho						X: David POWELL														
A: KANG Dong Hoon						Y: Henning HU														
Team										Team										
Winner										Winner										
Loser										Loser										
Captain's Signature										Captain's Signature										

PLEASE RETURN MATCH BALL WITH SCORESHEET

2012 AUSTRALIAN OPEN TABLE TENNIS CHAMPIONSHIPS

EVENT NO: S6
EVENT NAME: MENS TEAMS

ROUND	DAY	TIME	TABLE NO
7	Wed	0900	3

NEW ZEALAND										SOUTH AUSTRALIA										
Player's Name	Game					Player's Name	Game					Matches	Game					Matches		
	1	2	3	4	5		1	2	3	4	5		ABC	XYZ	ABC	XYZ				
A: Mark PAGE	13	10	12	3		X: Sharad PANDIT	11	12	14	11		1	1	3						
B: Yi-Sien LIN	11	11	11			Y: An PHAN	4	5	3			1	3							
C: Zhiyang CHENG	11	11	11			Z: Marc TUNBRIDGE	5	4	6			1	3							
B: Yi-Sien LIN	11	4	14	11		X: Sharad PANDIT	2	11	12	9		1	3	1						
A: Mark PAGE	12	6	11	11		Z: Marc TUNBRIDGE	10	11	3	8		3	1							
C: Zhiyang CHENG	Win	Loss	13	11	11	Y: An PHAN	Win	Loss	11	13	6	2	1	3	1					
B: Yi-Sien LIN						Z: Marc TUNBRIDGE														
C: Zhiyang CHENG						X: Sharad PANDIT														
A: Mark PAGE						Y: An PHAN														
Team										Team										
Winner										Winner										
Loser										Loser										
Captain's Signature										Captain's Signature										

PLEASE RETURN MATCH BALL WITH SCORESHEET

2012 AUSTRALIAN OPEN TABLE TENNIS CHAMPIONSHIPS

EVENT NO: S6
EVENT NAME: MENS TEAMS

ROUND	DAY	TIME	TABLE NO
7	Wed	0900	5

KOREA										VICTORIA										
Player's Name	Game					Player's Name	Game					Matches	Game					Matches		
	1	2	3	4	5		1	2	3	4	5		ABC	XYZ	ABC	XYZ				
A: KANG Dong Hoon	10	11	13	11		X: David POWELL	12	6	11	2		1	3	1						
B: LEE Jin Kwon	11	11	11			Y: Henning HU	4	6	5			1	3							
C: KIM Jang Ho	5	5	4			Z: Robert FRANK	11	11	11			1	3							
B: LEE Jin Kwon	11	11	9	11		X: David POWELL	6	4	11	5		1	3	1						
A: KANG Dong Hoon	11	11	11			Z: Robert FRANK	9	3	5			3	3							
C: KIM Jang Ho	Win	Loss	11	11	11	Y: Henning HU	Win	Loss	9	4	6	1	3							
B: LEE Jin Kwon						Z: Robert FRANK														
C: KIM Jang Ho						X: David POWELL														
A: KANG Dong Hoon						Y: Henning HU														
Team										Team										
Winner										Winner										
Loser										Loser										
Captain's Signature										Captain's Signature										

PLEASE RETURN MATCH BALL WITH SCORESHEET

2012 AUSTRALIAN OPEN TABLE TENNIS CHAMPIONSHIPS

EVENT NO: S6
EVENT NAME: MENS TEAMS

ROUND	DAY	TIME	TABLE NO
7	Wed	0900	2

NEW ZEALAND										SOUTH AUSTRALIA										
Player's Name	Game					Player's Name	Game					Matches	Game					Matches		
	1	2	3	4	5		1	2	3	4	5		ABC	XYZ	ABC	XYZ				
A: Mark PAGE	13	10	12	3		X: Sharad PANDIT	11	12	14	11		1	1	3						
B: Yi-Sien LIN	11	11	11			Y: An PHAN	4	5	3			1	3							
C: Zhiyang CHENG	11	11	11			Z: Marc TUNBRIDGE	5	4	6			1	3							
B: Yi-Sien LIN	11	4	14	11		X: Sharad PANDIT	2	11	12	9		1	3	1						
A: Mark PAGE	12	6	11	11		Z: Marc TUNBRIDGE	10	11	3	8		3	1							
C: Zhiyang CHENG	Win	Loss	13	11	11	Y: An PHAN	Win	Loss	11	13	6	2	1	3	1					
B: Yi-Sien LIN						Z: Marc TUNBRIDGE														
C: Zhiyang CHENG						X: Sharad PANDIT														
A: Mark PAGE						Y: An PHAN														
Team										Team										
Winner										Winner										
Loser										Loser										
Captain's Signature										Captain's Signature										

PLEASE RETURN MATCH BALL WITH SCORESHEET

2012 AUSTRALIAN OPEN TABLE TENNIS CHAMPIONSHIPS

EVENT NO: S6
EVENT NAME: MENS TEAMS

ROUND	DAY	TIME	TABLE NO
7	Wed	0900	5

KOREA										VICTORIA										
Player's Name	Game					Player's Name	Game					Matches	Game					Matches		
	1	2	3	4	5		1	2	3	4	5		ABC	XYZ	ABC	XYZ				
A: KANG Dong Hoon	10	11	13	11		X: David POWELL	12	6	11	2		1	3	1						
B: LEE Jin Kwon	11	11	11			Y: Henning HU	4	6	5			1	3							
C: KIM Jang Ho	5	5	4			Z: Robert FRANK	11	11	11			1	3							
B: LEE Jin Kwon	11	11	9	11		X: David POWELL	6	4	11	5		1	3	1						
A: KANG Dong Hoon	11	11	11			Z: Robert FRANK	9	3	5			3	3							
C: KIM Jang Ho	Win	Loss	11	11	11	Y: Henning HU	Win	Loss	9	4	6	1	3							
B: LEE Jin Kwon						Z: Robert FRANK														
C: KIM Jang Ho						X: David POWELL														
A: KANG Dong Hoon						Y: Henning HU														
Team										Team										
Winner										Winner										
Loser										Loser										
Captain's Signature																				

2012 AUSTRALIAN OPEN TABLE TENNIS CHAMPIONSHIPS

EVENT NO: S6
EVENT NAME: MENS TEAMS

ROUND	DAY	TIME	TABLE NO
7	Wed	0900	4

QUEENSLAND B												NEW SOUTH WALES B											
Player's Name		Game	Game	Game	Game	Game	Player's Name		Game	Game	Game	Game	Game	Matches		Games							
		1	2	3	4	5			1	2	3	4	5	ABC	XYZ	ABC	XYZ						
A: Stanley CHAN		11	4	4	3		X: Dean STRETTON	8	11	11	11						1	1					
B: Lukas KOZAK		9	11	5	11	14	Y: Abraham NG	11	5	11	8	12	1					3	2				
C: Daniel O'NEILL		6	5	3			Z: Erny TSAO	11	11	11							1	3					
B: Lukas KOZAK		7	8	10			X: Dean STRETTON	11	11	12							1	3					
A: Stanley CHAN		12	5	6	5		Z: Erny TSAO	10	11	11	11						1	1					
C: Daniel O'NEILL	Win Lose	11	2	11	7	7	Y: Abraham NG	Win Lose	8	11	7	11	11	1	2	3	1	2					
B: Lukas KOZAK		2	1	11	10	11	Z: Erny TSAO	2	1	5	9	12	7					3	1				
C: Daniel O'NEILL		3	5	4	2		X: Dean STRETTON	3	11	11	11						1	3					
A: Stanley CHAN		3	5	0	8		Y: Abraham NG	2	1	11	11	11						1	3				
Team		Matches		Games		Team		Matches		Games		Captain's Signature											
Winner NEW SOUTH WALES B		7		24		QUEENSLAND B		2		10													
Loser QUEENSLAND B																							

PLEASE RETURN MATCH BALL WITH SCORESHEET

2012 AUSTRALIAN OPEN TABLE TENNIS CHAMPIONSHIPS

EVENT NO: S7
EVENT NAME: WOMENS TEAMS

ROUND	DAY	TIME	TABLE NO
1	Sun	1900	3

KOREA										PRESIDENTS									
Player's Name					Games					Player's Name					Games				
					1	2	3	4	5						1	2	3	4	5
A: KIM Min Hee					4	11	11	11		X: Vicky YANG					11	8	9	9	1
B: LEE Hyun Ju					11	11	11			Y: Vy BUI					7	6	5		3
C: HWANG Ji Na					11	8	11	11		Z: Charmaine CHEN					7	11	7	5	1
B: LEE Hyun Ju					11	11	11	11		X: Vicky YANG					3	13	8	6	1
A: KIM Min Hee					11	11	11	11		Z: Charmaine CHEN					6	8	4		3
C: HWANG Ji Na					Win	Loss				Y: Vy BUI					Win	Loss			
B: LEE Hyun Ju										Z: Charmaine CHEN									
C: HWANG Ji Na										X: Vicky YANG									
A: KIM Min Hee										Y: Vy BUI									

Team: _____ Matches: _____ Games: _____ Captain's Signature: _____

Winner: _____
Loser: _____

PLEASE RETURN MATCH BALL WITH SCORESHEET

2012 AUSTRALIAN OPEN TABLE TENNIS CHAMPIONSHIPS

EVENT NO: S7
EVENT NAME: WOMENS TEAMS

ROUND	DAY	TIME	TABLE NO
1	Sun	1900	2

QUEENSLAND B										QUEENSLAND									
Player's Name					Games					Player's Name					Games				
					1	2	3	4	5						1	2	3	4	5
A: Kerry HUNT-FENTON					5	2	3			X: Ivett WEININGER					11	11	11		1
B: Mariana LEE					11	10	7	11	8	Y: CICI ZHONG					7	12	11	9	11
C: Kayla COOMBS					5	2	3			Z: Claire CAMPBELL-INNES					11	11	11		1
B: Mariana LEE					4	11	4	6		X: Ivett WEININGER					11	8	11	11	1
A: Kerry HUNT-FENTON					Win	Loss				Z: Claire CAMPBELL-INNES					11	11	11		1
C: Kayla COOMBS					Win	Loss				Y: CICI ZHONG					Win	Loss			
B: Mariana LEE					3	8	3			Z: Claire CAMPBELL-INNES					3	11	11		1
C: Kayla COOMBS					3	14	5	7	6	X: Ivett WEININGER					3	12	11	11	11
A: Kerry HUNT-FENTON					3	2	2	6		Y: CICI ZHONG					3	11	11	11	1

Team: _____ Matches: _____ Games: _____ Captain's Signature: _____

Winner: _____
Loser: _____

PLEASE RETURN MATCH BALL WITH SCORESHEET

2012 AUSTRALIAN OPEN TABLE TENNIS CHAMPIONSHIPS

EVENT NO: S7
EVENT NAME: WOMENS TEAMS

ROUND	DAY	TIME	TABLE NO
1	Sun	1900	3

KOREA										NEW ZEALAND									
Player's Name					Games					Player's Name					Games				
					1	2	3	4	5						1	2	3	4	5
A: Melissa TAPPER					11	11	11			X: Armindeep SINGH					4	8	3		1
B: Stephanie SANG					11	11	11			Y: Sabine WESTENRA					5	7	9		1
C: Miao MIAO					11	11	11			Z: Jessica MACASKILL					3	5	8		1
B: Stephanie SANG					11	12	11			X: Armindeep SINGH					1	10	5		1
A: Melissa TAPPER					11	11	11			Z: Jessica MACASKILL					7	6	6		0
C: Miao MIAO					Win	Loss				Y: Sabine WESTENRA					Win	Loss			
B: Stephanie SANG					3	0	11	11	11	Z: Jessica MACASKILL					0	3	3		1
C: Miao MIAO					3	0	11	5	10	X: Armindeep SINGH					0	3	7	12	9
A: Melissa TAPPER					3	0	11	11	11	Y: Sabine WESTENRA					0	3	6	2	

Team: _____ Matches: _____ Games: _____ Captain's Signature: _____

Winner: _____
Loser: _____

PLEASE RETURN MATCH BALL WITH SCORESHEET

2012 AUSTRALIAN OPEN TABLE TENNIS CHAMPIONSHIPS

EVENT NO: S7
EVENT NAME: WOMENS TEAMS

ROUND	DAY	TIME	TABLE NO
2	Mon	0900	6

KOREA										QUEENSLAND B									
Player's Name					Games					Player's Name					Games				
					1	2	3	4	5						1	2	3	4	5
A: LEE Hyun Ju					11	11	11			X: Kayla COOMBS					4	3	4		1
B: HWANG Ji Na					11	11	11			Y: Kerry HUNT-FENTON					6	5	2		3
C: HWANG Ji Na					11	11	11			Z: Mariana LEE					5	4	5		1
A: LEE Hyun Ju					11	11	11			X: Kayla COOMBS					9	3	1		1
C: KIM Mi Jeong					Win	Loss				Z: Mariana LEE					Win	Loss			
B: HWANG Ji Na										Y: Kerry HUNT-FENTON									
C: KIM Mi Jeong										X: Kayla COOMBS									
A: LEE Hyun Ju										Y: Kerry HUNT-FENTON									

Team: _____ Matches: _____ Games: _____ Captain's Signature: _____

Winner: _____
Loser: _____

PLEASE RETURN MATCH BALL WITH SCORESHEET

2012 AUSTRALIAN OPEN TABLE TENNIS CHAMPIONSHIPS

EVENT NO: S7
EVENT NAME: WOMENS TEAMS

ROUND	DAY	TIME	TABLE NO
1	Sun	1900	4

KOREA										NEW ZEALAND									
Player's Name					Games					Player's Name					Games				
					1	2	3	4	5						1	2	3	4	5
A: Melissa TAPPER					11	11	11			X: Armindeep SINGH					4	8	3		1
B: Stephanie SANG					11	11	11			Y: Sabine WESTENRA					5	7	9		1
C: Miao MIAO					11	11	11			Z: Jessica MACASKILL					3	5	8		1
B: Stephanie SANG					11	12	11			X: Armindeep SINGH					1	10	5		1
A: Melissa TAPPER					11	11	11			Z: Jessica MACASKILL					7	6	6		0
C: Miao MIAO					Win	Loss				Y: Sabine WESTENRA					Win	Loss			
B: Stephanie SANG					3	0	11	11	11	Z: Jessica MACASKILL					0	3	3		1
C: Miao MIAO					3	0	11	5	10	X: Armindeep SINGH					0	3	7	12	9
A: Melissa TAPPER					3	0	11	11	11	Y: Sabine WESTENRA					0	3	6	2	

Team: _____ Matches: _____ Games: _____ Captain's Signature: _____

Winner: _____
Loser: _____

PLEASE RETURN MATCH BALL WITH SCORESHEET

2012 AUSTRALIAN OPEN TABLE TENNIS CHAMPIONSHIPS

EVENT NO: S7
EVENT NAME: WOMENS TEAMS

ROUND	DAY	TIME	TABLE NO
2	Mon	0900	8

NEW SOUTH WALES										NEW ZEALAND									
Player's Name					Game					Player's Name					Game				
					1	2	3	4	5						1	2	3	4	5
A: Michelle BEAUMONT					11	11	11			X: Jessica MACASKILL					2	2	6		
B: Ziyu (Sally) ZHANG					9	11	11	11		Y: Sabine WESTENRA					11	5	7	5	
C: Vivian TAN					11	11	11			Z: Natalie PATTERSON					2	5	5		
B: Ziyu (Sally) ZHANG					11	11	11			X: Jessica MACASKILL					4	3	4		
A: Michelle BEAUMONT					11	11	13			Z: Natalie PATTERSON					9	4	11		
C: Vivian TAN					Win	Loss	11	11	11	Y: Sabine WESTENRA					Win	Loss	4	5	1
B: Ziyu (Sally) ZHANG					3	11	11			Z: Natalie PATTERSON					3	5	6		
C: Vivian TAN					3	11	11			X: Jessica MACASKILL					3	4	4		
A: Michelle BEAUMONT					12	11	11	17		Y: Sabine WESTENRA					3	14	8	4	13

Team: NEW SOUTH WALES
Matches: 9
Games: 27

Winner: NEW SOUTH WALES
Loser: NEW ZEALAND

Captain's Signature: _____

PLEASE RETURN MATCH BALL WITH SCORESHEET

2012 AUSTRALIAN OPEN TABLE TENNIS CHAMPIONSHIPS

EVENT NO: S7
EVENT NAME: WOMENS TEAMS

ROUND	DAY	TIME	TABLE NO
2	Mon	0900	7

VICTORIA										PRESIDENTS									
Player's Name					Game					Player's Name					Game				
					1	2	3	4	5						1	2	3	4	5
A: Stephanie SANG					11	11	11	7	9	X: Vicky YANG					5	3	13	11	
B: Miao MIAO					9	11	12	11		Y: Chermaine CHEN					11	4	10	6	
C: Melissa TAPPER					7	5	8			Z: Vy BUI					11	11			
B: Miao MIAO					11	11	6	9	5	X: Vicky YANG					9	8	11	11	
A: Stephanie SANG					11	11	9	11	14	Z: Vy BUI					6	13	11	7	
C: Melissa TAPPER					Win	Loss	8	11	11	Y: Chermaine CHEN					Win	Loss	11	6	5
B: Miao MIAO					2	1	11	11		Z: Vy BUI					1	2	5	9	
C: Melissa TAPPER					2	1	11	8	11	X: Vicky YANG					2	1	7	11	6
A: Stephanie SANG					2	1	1			Y: Chermaine CHEN					3	9	6	9	

Team: VICTORIA
Matches: 6
Games: 22

Winner: VICTORIA
Loser: PRESIDENTS

Captain's Signature: _____

PLEASE RETURN MATCH BALL WITH SCORESHEET

2012 AUSTRALIAN OPEN TABLE TENNIS CHAMPIONSHIPS

EVENT NO: S7
EVENT NAME: WOMENS TEAMS

ROUND	DAY	TIME	TABLE NO
2	Mon	0900	8

NEW SOUTH WALES										NEW ZEALAND									
Player's Name					Game					Player's Name					Game				
					1	2	3	4	5						1	2	3	4	5
A: Armindeep SINGH					16	12	5	6		X: Ivett WEININGER					18	10	11	11	
B: Natalie PATTERSON					11	7	5	6		Y: CICI ZHONG					9	11	11	11	
C: Jessica MACASKILL					3	7	6			Z: Peri CAMPBELL-INNES					11	11			
B: Natalie PATTERSON					12	11	11	11		X: Ivett WEININGER					10	13	7	9	
A: Armindeep SINGH					11	11	3	8		Z: Peri CAMPBELL-INNES					2	13	11	11	
C: Jessica MACASKILL					Win	Loss	1	11	3	Y: CICI ZHONG					Win	Loss	11	13	11
B: Natalie PATTERSON					1	2	7	10		Z: Peri CAMPBELL-INNES					3	11	11	12	
C: Jessica MACASKILL					3	5	8	6		X: Ivett WEININGER					2	1	11	11	
A: Armindeep SINGH					3	11	3	11	7	Y: CICI ZHONG					3	8	11	9	11

Team: QUEENSLAND
Matches: 8
Games: 25

Winner: QUEENSLAND
Loser: NEW ZEALAND

Captain's Signature: _____

PLEASE RETURN MATCH BALL WITH SCORESHEET

2012 AUSTRALIAN OPEN TABLE TENNIS CHAMPIONSHIPS

EVENT NO: S7
EVENT NAME: WOMENS TEAMS

ROUND	DAY	TIME	TABLE NO
3	Mon	1530	2

PRESIDENTS										NEW SOUTH WALES									
Player's Name					Game					Player's Name					Game				
					1	2	3	4	5						1	2	3	4	5
A: Vy BUI					3	2	7			X: Hang MAI					11	11	11		
B: Vicky YANG					11	11	11			Y: Michelle BEAUMONT					5	4	9		
C: Chermaine CHEN					12	8	9	6		Z: Ziyu (Sally) ZHANG					10	11	11		
B: Vicky YANG					3	11	11	11		X: Hang MAI					11	5	8		
A: Vy BUI					5	4	8			Z: Ziyu (Sally) ZHANG					11	11	11		
C: Chermaine CHEN					Win	Loss	12	13	6	Y: Michelle BEAUMONT					Win	Loss	10	11	11
B: Vicky YANG					2	1	14	11	7	Z: Ziyu (Sally) ZHANG					3	16	11	8	11
C: Chermaine CHEN					3	7	10	11	3	X: Hang MAI					2	1	11	12	9
A: Vy BUI					3	8	10	5		Y: Michelle BEAUMONT					2	1	11	12	11

Team: NEW SOUTH WALES
Matches: 7
Games: 22

Winner: NEW SOUTH WALES
Loser: PRESIDENTS

Captain's Signature: _____

PLEASE RETURN MATCH BALL WITH SCORESHEET

2012 AUSTRALIAN OPEN TABLE TENNIS CHAMPIONSHIPS

EVENT NO: S7
EVENT NAME: WOMENS TEAMS

ROUND	DAY	TIME	TABLE NO
3	Mon	1530	2

PRESIDENTS										NEW SOUTH WALES									
Player's Name					Game					Player's Name					Game				
					1	2	3	4	5						1	2	3	4	5
A: Vy BUI					3	2	7			X: Hang MAI					11	11	11		
B: Vicky YANG					11	11	11			Y: Michelle BEAUMONT					5	4	9		
C: Chermaine CHEN					12	8	9	6		Z: Ziyu (Sally) ZHANG					10	11	11		
B: Vicky YANG					3	11	11	11		X: Hang MAI					11	5	8		
A: Vy BUI					5	4	8			Z: Ziyu (Sally) ZHANG					11	11	11		
C: Chermaine CHEN					Win	Loss	12	13	6	Y: Michelle BEAUMONT					Win	Loss	10	11	11
B: Vicky YANG					2	1	14	11	7	Z: Ziyu (Sally) ZHANG					3	16	11	8	11
C: Chermaine CHEN					3	7	10	11	3	X: Hang MAI					2	1	11	12	9
A: Vy BUI					3	8	10	5		Y: Michelle BEAUMONT					2	1	11	12	11

Team: NEW SOUTH WALES
Matches: 7
Games: 22

Winner: NEW SOUTH WALES
Loser: PRESIDENTS

Captain's Signature: _____

PLEASE RETURN MATCH BALL WITH SCORESHEET

2012 AUSTRALIAN OPEN TABLE TENNIS CHAMPIONSHIPS

EVENT NO: S7
EVENT NAME: WOMENS TEAMS

ROUND	DAY	TIME	TABLE NO
3	Mon	1530	1

QUEENSLAND B										VICTORIA									
Player's Name					Game					Player's Name					Game				
					1	2	3	4	5						1	2	3	4	5
A: Kayla COOMBS					5	3	5			X: Melissa TAPPER					11	11	11		
B: Mariana LEE					4	6	9			Y: Anna DU					11	11	11		
C: Kerry HUNT-FENTON					1	6	5			Z: Miao MIAO					11	11	11		
B: Mariana LEE					8	9	6			X: Melissa TAPPER					11	11	11		
A: Kayla COOMBS					5	7				Z: Miao MIAO					11	11	11		
C: Kerry HUNT-FENTON					Win	Loss				Y: Anna DU					3				
B: Mariana LEE					3	6	9			Z: Miao MIAO					11	11	11		
C: Kerry HUNT-FENTON					3	3	9			X: Melissa TAPPER					3	11	11		
A: Kayla COOMBS					3	4	3			Y: Anna DU					3	11	11		

Team: VICTORIA
Matches: 9
Games: 27

Winner: VICTORIA
Loser: QUEENSLAND B

Captain's Signature: _____

PLEASE RETURN MATCH BALL WITH SCORESHEET

2012 AUSTRALIAN OPEN TABLE TENNIS CHAMPIONSHIPS

EVENT NO: S7
EVENT NAME: WOMENS TEAMS

ROUND	DAY	TIME	TABLE NO
4	Tues	1200	7

KOREA										NEW ZEALAND									
Player's Name					Game					Player's Name					Game				
					1	2	3	4	5						1	2	3	4	5
A: KIM Min Hee					11	11	12			X: Jessica MACASKILL					4	6	10		
B: KIM Mi Jeong					11	11	11			Y: Sabine WESTENRA					2	7	5		
C: LEE Hyun Ju					11	11	11			Z: Armindeep SINGH					2	5	4		
B: KIM Mi Jeong					11	11	11			X: Jessica MACASKILL					6	7	7		
A: KIM Min Hee					11	11	11			Z: Armindeep SINGH					4	4			
C: LEE Hyun Ju					Win	Loss				Y: Sabine WESTENRA					Win	Loss			
B: KIM Mi Jeong					3					Z: Armindeep SINGH					3				
C: LEE Hyun Ju					3					X: Jessica MACASKILL					3				
A: KIM Min Hee					3					Y: Sabine WESTENRA					3				

Team: _____
Matches: _____
Games: _____

Winner: _____
Loser: _____

Captain's Signature: _____

PLEASE RETURN MATCH BALL WITH SCORESHEET

2012 AUSTRALIAN OPEN TABLE TENNIS CHAMPIONSHIPS

EVENT NO: S7
EVENT NAME: WOMENS TEAMS

ROUND	DAY	TIME	TABLE NO
3	Mon	1530	1

QUEENSLAND B										VICTORIA									
Player's Name					Game					Player's Name					Game				
					1	2	3	4	5						1	2	3	4	5
A: Vicky YANG					14	6	9	10		X: Peri CAMPBELL-INNES					12	11	11	12	
B: Vicky YANG					11	11	11			Y: CICI ZHONG					3	2	3		
C: Chermaine CHEN					8	10	11	11		Z: Claire CAMPBELL-INNES					11	12	5	7	
B: Vicky YANG					11	11	11			X: Peri CAMPBELL-INNES					7	7	4		
A: Vicky YANG					5	4	10			Z: Claire CAMPBELL-INNES					11	11	12		
C: Chermaine CHEN					Win	Loss				Y: CICI ZHONG					Win	Loss			
B: Vicky YANG					2	1	9	11	8	Z: Claire CAMPBELL-INNES					2	1	7	11	11
C: Chermaine CHEN					3	11	11	5	11	X: Peri CAMPBELL-INNES					1	2	6	11	7
A: Vicky YANG					1	2	12	4	11	Y: CICI ZHONG					3	10	11	7	9

Team: PRESIDENTS
Matches: 6
Games: 20

Winner: PRESIDENTS
Loser: QUEENSLAND B

Captain's Signature: _____

PLEASE RETURN MATCH BALL WITH SCORESHEET

2012 AUSTRALIAN OPEN TABLE TENNIS CHAMPIONSHIPS

EVENT NO: S7
EVENT NAME: WOMENS TEAMS

ROUND	DAY	TIME	TABLE NO
4	Tues	1200	6

QUEENSLAND B										NEW SOUTH WALES									
Player's Name					Game					Player's Name					Game				
					1	2	3	4	5						1	2	3	4	5
A: Mariana LEE					7	6	6			X: Hang MAI					11	11	11		
B: Kerry HUNT-FENTON					2	7	4			Y: Michelle BEAUMONT					11	11	11		
C: Kayla COOMBS					3	2	5			Z: Vivian TAN					11	11	11		
B: Kerry HUNT-FENTON					7	3	5			X: Hang MAI					11	11	11		
A: Mariana LEE					2	3	4			Z: Vivian TAN					11	11	11		
C: Kayla COOMBS					Win	Loss				Y: Michelle BEAUMONT					Win	Loss			
B: Kerry HUNT-FENTON					3	7	3	4		Z: Vivian TAN					3	11	11	11	
C: Kayla COOMBS					3					X: Hang MAI					3	11	11	11	
A: Mariana LEE					3	8	4	6		Y: Michelle BEAUMONT					3	11	11	11	

Team: _____
Matches: 9
Games: 27

Winner: _____
Loser: _____

Captain's Signature: _____

PLEASE RETURN MATCH BALL WITH SCORESHEET

2012 AUSTRALIAN OPEN TABLE TENNIS CHAMPIONSHIPS

EVENT NO: S7
EVENT NAME: WOMENS TEAMS

ROUND	DAY	TIME	TABLE NO
4	Tues	1200	1

PRESIDENTS										QUEENSLAND									
Player's Name					Game					Player's Name					Game				
					1	2	3	4	5						1	2	3	4	5
A: Vicky YANG					14	6	9	10		X: Peri CAMPBELL-INNES					12	11	11	12	
B: Vicky YANG					11	11	11			Y: CICI ZHONG					3	2	3		
C: Chermaine CHEN					8	10	11	11		Z: Claire CAMPBELL-INNES					11	12	5	7	
B: Vicky YANG					11	11	11			X: Peri CAMPBELL-INNES					7	7	4		
A: Vicky YANG					5	4	10			Z: Claire CAMPBELL-INNES					11	11	12		
C: Chermaine CHEN					Win	Loss				Y: CICI ZHONG					Win	Loss			
B: Vicky YANG					2	1	9	11	8	Z: Claire CAMPBELL-INNES					2	1	7	11	11
C: Chermaine CHEN					3	11	11	5	11	X: Peri CAMPBELL-INNES					1	2	6	11	7
A: Vicky YANG					1	2	12	4	11	Y: CICI ZHONG					3	10	11	7	9

Team: PRESIDENTS
Matches: 6
Games: 20

Winner: PRESIDENTS
Loser: QUEENSLAND B

Captain's Signature: _____

PLEASE RETURN MATCH BALL WITH SCORESHEET

2012 AUSTRALIAN OPEN TABLE TENNIS CHAMPIONSHIPS

EVENT NO: S7
EVENT NAME: WOMENS TEAMS

ROUND	DAY	TIME	TABLE NO
4	Tues	1200	6

QUEENSLAND B										NEW SOUTH WALES									
Player's Name					Game					Player's Name					Game				
					1	2	3	4	5						1	2	3	4	5
A: Mariana LEE					7	6	6			X: Hang MAI					11	11	11		
B: Kerry HUNT-FENTON					2	7	4			Y: Michelle BEAUMONT					11	11	11		
C: Kayla COOMBS					3	2	5			Z: Vivian TAN					11	11	11		
B: Kerry HUNT-FENTON					7	3	5			X: Hang MAI					11	11	11		
A: Mariana LEE					2	3	4			Z: Vivian TAN					11	11	11		
C: Kayla COOMBS					Win	Loss				Y: Michelle BEAUMONT					Win	Loss			
B: Kerry HUNT-FENTON					3	7	3	4		Z: Vivian TAN					3	11	11	11	
C: Kayla COOMBS					3					X: Hang MAI					3	11	11	11	
A: Mariana LEE					3	8	4	6		Y: Michelle BEAUMONT					3	11	11	11	

Team: _____
Matches: 9
Games: 27

Winner: _____
Loser: _____

Captain's Signature: _____

PLEASE RETURN MATCH BALL WITH SCORESHEET

2012 AUSTRALIAN OPEN TABLE TENNIS CHAMPIONSHIPS

EVENT NO: S7
EVENT NAME: WOMENS TEAMS

ROUND	DAY	TIME	TABLE NO
5	Tues	1900	1

KOREA										NEW SOUTH WALES									
Player's Name					Games					Player's Name					Games				
					1	2	3	4	5						1	2	3	4	5
A: LEE Hyun Ju					11	11	11			X: Vivian TAN					9	8	9		
B: KIM Min Hee					10	8	11	10		Y: Hang MAI					12	11	5	12	
C: KIM Mi Jeong					5	11	11	9	11	Z: Zhu (Sally) ZHANG					11	6	9	11	8
B: KIM Min Hee					11	11	11			X: Vivian TAN					5	7	8		
A: LEE Hyun Ju					11	10	11	4	11	Z: Zhu (Sally) ZHANG					3	12	9	11	6
C: KIM Mi Jeong					Win	Loss	11	4	11	Y: Hang MAI					Win	Loss	5	11	9
B: KIM Min Hee										Z: Zhu (Sally) ZHANG									
C: KIM Mi Jeong										X: Vivian TAN									
A: LEE Hyun Ju										Y: Hang MAI									

PLEASE RETURN MATCH BALL WITH SCORESHEET

2012 AUSTRALIAN OPEN TABLE TENNIS CHAMPIONSHIPS

EVENT NO: S7
EVENT NAME: WOMENS TEAMS

ROUND	DAY	TIME	TABLE NO
5	Tues	1900	7

QUEENSLAND B										NEW ZEALAND									
Player's Name					Games					Player's Name					Games				
					1	2	3	4	5						1	2	3	4	5
A: Mariana LEE					8	4	5			X: Armindeep SINGH					11	11	11		
B: Kerry HUNT-FENTON					8	6	10			Y: Jessica MACASKILL					11	11	12		
C: -										Z: Natalie PATTERSON									
B: Kerry HUNT-FENTON					6	7	9			X: Armindeep SINGH					11	11	11		
A: Mariana LEE					5	8	12			Z: Natalie PATTERSON					11	11	14		
C: -					Win	Loss				Y: Jessica MACASKILL					Win	Loss			
B: Kerry HUNT-FENTON					3	6	15			Z: Natalie PATTERSON					2	1	11	17	
C: -										X: Armindeep SINGH									
A: Mariana LEE					3	12	11	6	9	Y: Jessica MACASKILL					2	1	11	11	11

PLEASE RETURN MATCH BALL WITH SCORESHEET

2012 AUSTRALIAN OPEN TABLE TENNIS CHAMPIONSHIPS

EVENT NO: S7
EVENT NAME: WOMENS TEAMS

ROUND	DAY	TIME	TABLE NO
5	Tues	1900	3

QUEENSLAND										VICTORIA									
Player's Name					Games					Player's Name					Games				
					1	2	3	4	5						1	2	3	4	5
A: Ivett WEININGER					6	6	8			X: Stephanie SANG					11	11	11		
B: Claire CAMPBELL-INNES					8	6	11	12	5	Y: Melissa TAPPER					11	11	9	10	11
C: CICI ZHONG					7	6	9			Z: Jian Fang LAY					11	11	11		
B: Claire CAMPBELL-INNES					11	10	8			X: Stephanie SANG					3	12	11	11	
A: Ivett WEININGER					2	6	5			Z: Jian Fang LAY					11	11	11		
C: CICI ZHONG					Win	Loss	9	10	2	Y: Melissa TAPPER					Win	Loss	11	12	11
B: Claire CAMPBELL-INNES					3	10	9	8		Z: Jian Fang LAY					3	12	11	11	
C: CICI ZHONG					3	8	11	11	8	X: Stephanie SANG					3	11	8	3	11
A: Ivett WEININGER					3	5	8	12	7	Y: Melissa TAPPER					3	11	11	10	11

PLEASE RETURN MATCH BALL WITH SCORESHEET

2012 AUSTRALIAN OPEN TABLE TENNIS CHAMPIONSHIPS

EVENT NO: S7
EVENT NAME: WOMENS TEAMS

ROUND	DAY	TIME	TABLE NO
6	Wed	1300	3

KOREA										QUEENSLAND									
Player's Name					Games					Player's Name					Games				
					1	2	3	4	5						1	2	3	4	5
A: HWANG Ji Na					11	11	11			X: Ivett WEININGER					6	5	3		
B: KIM Min Hee					11	10	11	11		Y: Peri CAMPBELL-INNES					4	12	9	5	
C: LEE Hyun Ju					12	11	11			Z: Claire CAMPBELL-INNES					10	6	4		
B: KIM Min Hee					11	8	11	11		X: Ivett WEININGER					1	11	5		
A: HWANG Ji Na					5	14	11	7	11	Z: Claire CAMPBELL-INNES					11	12	6	11	3
C: LEE Hyun Ju					Win	Loss				Y: Peri CAMPBELL-INNES					Win	Loss			
B: KIM Min Hee										Z: Claire CAMPBELL-INNES									
C: LEE Hyun Ju										X: Ivett WEININGER									
A: HWANG Ji Na										Y: Peri CAMPBELL-INNES									

PLEASE RETURN MATCH BALL WITH SCORESHEET

2012 AUSTRALIAN OPEN TABLE TENNIS CHAMPIONSHIPS

EVENT NO: S7
EVENT NAME: WOMENS TEAMS

ROUND	DAY	TIME	TABLE NO
6	Wed	1300	1

NEW SOUTH WALES					VICTORIA							
Player's Name	Game					Player's Name	Game					
	1	2	3	4	5		1	2	3	4	5	
A: Hang Mai	12	11	11			X: Stephanie SANG	10	9	8		1	3
B: Ziyu (Sally) ZHANG	11	11	12			Y: Anna DU	8	3	10		1	3
C: Vivian TAN	11	11	11			Z: Melissa TAPPER	6	6	7		1	3
B: Ziyu (Sally) ZHANG	11	9	6	11		X: Stephanie SANG	9	8	11	11	5	1
A: Hang Mai	11	11	10	11		Z: Melissa TAPPER	7	6	12	7		3
C: Michelle BEAUMONT	6	11	12	11	10	Win	Y: Anna DU	11	7	14	7	12
B: Ziyu (Sally) ZHANG	3	11	10	11		Z: Melissa TAPPER	3	8	12		1	3
C: Michelle BEAUMONT	2	11	11	11		X: Stephanie SANG					1	3
A: Hang Mai	3	11	11	14		Y: Anna DU	1	2	2	5	12	1

Winner	NEW SOUTH WALES
Loser	VICTORIA

PLEASE RETURN MATCH BALL WITH SCORESHEET

2012 AUSTRALIAN OPEN TABLE TENNIS CHAMPIONSHIPS

EVENT NO: S7
EVENT NAME: WOMENS TEAMS

ROUND	DAY	TIME	TABLE NO
7	Wed	17:00	1

KOREA					VICTORIA							
Player's Name	Game					Player's Name	Game					
	1	2	3	4	5		1	2	3	4	5	
A: KIM Min Hee	11	11	4	11		X: Jian Fang LAY	9	5	11	6	1	3
B: HWANG Ji Na	13	11	11			Y: Stephanie SANG	11	6	7		1	3
C: LEE Hyun Ju	11	11	12			Z: Miao MIAO	6	9	10		1	3
B: HWANG Ji Na	4	11	11	11		X: Jian Fang LAY	11	9	9	7	1	3
A: KIM Min Hee	11	11	11			Z: Miao MIAO	2	6	2		3	3
C: LEE Hyun Ju	Win	Loss				Win	Loss					
B: HWANG Ji Na						Z: Miao MIAO						
C: LEE Hyun Ju						X: Jian Fang LAY						
A: KIM Min Hee						Y: Stephanie SANG						

Winner	
Loser	

PLEASE RETURN MATCH BALL WITH SCORESHEET

2012 AUSTRALIAN OPEN TABLE TENNIS CHAMPIONSHIPS

EVENT NO: S7
EVENT NAME: WOMENS TEAMS

ROUND	DAY	TIME	TABLE NO
6	Wed	1300	5

QUEENSLAND B					PRESIDENTS							
Player's Name	Game					Player's Name	Game					
	1	2	3	4	5		1	2	3	4	5	
A: Kerry HUNT-FENTON	3	3	9			X: Vicky YANG	11	11	11		1	3
B: Miranda LEE	9	4	5			Y: Vy BUI	11	11	11		1	3
C: Miranda LEE	4	6	6			Z: Charmaine CHEN	11	11	11		1	3
A: Kerry HUNT-FENTON	4	4	4			X: Vicky YANG	11	11	11		1	3
B: Miranda LEE	Win	Loss				Z: Charmaine CHEN	11	11	11		1	3
C: Miranda LEE	3	5	3	4		Y: Vy BUI	3	11	11		1	3
A: Kerry HUNT-FENTON	3	3	3	8	4	Z: Charmaine CHEN	3	11	11	11	1	3
B: Miranda LEE	3	8	4	6		Y: Vy BUI	3	11	11	11	1	3
C: Kerry HUNT-FENTON	3	8	4	6		X: Vicky YANG	3	11	11	11	1	3
						Y: Vy BUI	3	11	11	11	1	3

Winner	PRESIDENTS
Loser	QUEENSLAND B

PLEASE RETURN MATCH BALL WITH SCORESHEET

2012 AUSTRALIAN OPEN TABLE TENNIS CHAMPIONSHIPS

EVENT NO: S7
EVENT NAME: WOMENS TEAMS

ROUND	DAY	TIME	TABLE NO
7	Wed	17:00	7

PRESIDENTS					NEW ZEALAND							
Player's Name	Game					Player's Name	Game					
	1	2	3	4	5		1	2	3	4	5	
A: Charmaine CHEN	11	11	11			X: Armindeep SINGH	7	1	3		1	3
B: Vicky YANG	11	11	11			Y: Sabine WESTENRA	1	3	6		1	3
C: Vy BUI	11	8	12	12		Z: Natalie PATTERSON	6	11	10	10	1	3
B: Vicky YANG	11	11	11			X: Armindeep SINGH	4	5	5		1	3
A: Charmaine CHEN	11	11	11			Z: Natalie PATTERSON	4	8	6		1	3
C: Vy BUI	Win	Loss				Y: Sabine WESTENRA	Win	Loss	8	5	1	3
B: Vicky YANG	3	11	11	11		Z: Natalie PATTERSON	3	6	6		1	3
C: Vy BUI	3	11	12	11		X: Armindeep SINGH	3	1	10	5	1	3
A: Charmaine CHEN	3	11	11			Y: Sabine WESTENRA	3	2	4	9	1	3

Winner	PRESIDENTS
Loser	NEW ZEALAND

PLEASE RETURN MATCH BALL WITH SCORESHEET

2012 AUSTRALIAN OPEN TABLE TENNIS CHAMPIONSHIPS

EVENT NO: S7
EVENT NAME: WOMENS TEAMS

ROUND	DAY	TIME	TABLE NO
7	Wed	17.00	2

QUEENSLAND												NEW SOUTH WALES																							
Player's Name	Game					Player's Name	Game					Matches	Game					Games																	
	1	2	3	4	5		1	2	3	4	5		ABC	XYZ	ABC	XYZ																			
A: Ivett WEININGER	4	7	8			X: Hang MAI	11	11	11							1	3																		
B: Peri CAMPBELL-INNES	9	8	11	11	12	Y: Michelle BEAUMONT	11	11	3	10	1						3	2																	
C: Claire CAMPBELL-INNES	2	7	6			Z: Ziyi (Sally) ZHANG	11	11	11								1	3																	
B: Peri CAMPBELL-INNES	6	11	13	11		X: Hang MAI	11	8	11	8	1						3	1																	
A: Ivett WEININGER	7	7	8			Z: Ziyi (Sally) ZHANG	11	11	11								1	3																	
C: Claire CAMPBELL-INNES	Win	Loss	9	11	12	11	Y: Michelle BEAUMONT	Win	Loss	11	8	10	4	1			3	1																	
B: Peri CAMPBELL-INNES	2	1	13	6	11	10	Z: Ziyi (Sally) ZHANG	3	11	11	7	12	1				2	3																	
C: Claire CAMPBELL-INNES	2	1	11	14	11		X: Hang MAI	1	2	6	12	7	1				1	3																	
A: Ivett WEININGER	3	3	3	12	9		Y: Michelle BEAUMONT	1	2	11	11	10	11	1			1	1																	
Team												Matches												Games											
NEW SOUTH WALES												5												10											
QUEENSLAND												4												15											
Winner												NEW SOUTH WALES												Captain's Signature											
Loser												QUEENSLAND																							

PLEASE RETURN MATCH BALL WITH SCORESHEET

2012 AUSTRALIAN OPEN TABLE TENNIS CHAMPIONSHIPS

EVENT NO: Y6
 UNDER 21 MENS TEAMS

ROUND	DAY	TIME	TABLE NO
1	Sun	1500	8

NEW SOUTH WALES										QUEENSLAND B									
Player's Name	Game					Player's Name	Game					Matches	Games						
	1	2	3	4	5		1	2	3	4	5		A	B	C	D	E		
A: Vincent TRAN	11	11	11			X: Dale FENWICK	5	6	7			1							
B: Danny RAUV	11	11	11			Y: Corey TSCHIRPIG	6	4	5			1							
C: Jay ONG	11	11	11			Z: Jordan DEQUINA	3	5	5			3							
B: Danny RAUV	11	11	11			X: Dale FENWICK	6	7	5			1							
A: Vincent TRAN	11	11	9	11		Z: Jordan DEQUINA	9	9	11	9		3							
C: Jay ONG	11	11	11			Win Lose	Win	Loss	5	6	6	1							
B: Danny RAUV	9	11	11			Y: Corey TSCHIRPIG	3	1	4	8	8	1							
C: Jay ONG	3	11	11	11		Z: Jordan DEQUINA	3	8	2	1	3	1							
A: Vincent TRAN	11	11	11	11		X: Dale FENWICK	3	8	2	1	3	1							
						Y: Corey TSCHIRPIG	3	8	12	7		1							

Team: NEW SOUTH WALES

Matches: 9 Games: 27

Winner: NEW SOUTH WALES

Loser: QUEENSLAND B

Captain's Signature:

PLEASE RETURN MATCH BALL WITH SCORESHEET

2012 AUSTRALIAN OPEN TABLE TENNIS CHAMPIONSHIPS

EVENT NO: Y6
 UNDER 21 MENS TEAMS

ROUND	DAY	TIME	TABLE NO
1	Sun	1500	7

QUEENSLAND										NEW SOUTH WALES B									
Player's Name	Game					Player's Name	Game					Matches	Games						
	1	2	3	4	5		1	2	3	4	5		A	B	C	D	E		
A: Zhen YANG	14	6	11	11		X: Nicholas LEE	12	11	7	5		1							
B: Naoya YAMAMOTO	7	11	11	12		Y: Anthony ZHAO	11	2	9	10		3							
C: Ben HOUGHTON	7	11	7	12	11	Z: Brandon SO	11	6	11	10		1							
B: Naoya YAMAMOTO	11	11	11			X: Nicholas LEE	4	7	5			1							
A: Zhen YANG	8	11	9	11	12	Z: Brandon SO	11	8	11	8	10	3							
C: Ben HOUGHTON	14	9	11	14	10	Win Lose	Win	Loss	12	11	9	16	12	1	2	3			
B: Naoya YAMAMOTO	3	7	11	11		Y: Anthony ZHAO	3	1	7	7	6	1							
C: Ben HOUGHTON	1	2	11	13	15	9	Z: Brandon SO	1	2	6	15	17	11	1	1	3			
A: Zhen YANG	3	11	8	11	11	X: Nicholas LEE	1	2	9	11	1	9	1	1	3				
						Y: Anthony ZHAO	1	2	9	11	1	9	1	1	3				

Team: QUEENSLAND

Matches: 7 Games: 24

Winner: QUEENSLAND

Loser: NEW SOUTH WALES B

Captain's Signature:

PLEASE RETURN MATCH BALL WITH SCORESHEET

2012 AUSTRALIAN OPEN TABLE TENNIS CHAMPIONSHIPS

EVENT NO: Y6
 UNDER 21 MENS TEAMS

ROUND	DAY	TIME	TABLE NO
1	Sun	1500	9

NEW SOUTH WALES										QUEENSLAND B									
Player's Name	Game					Player's Name	Game					Matches	Games						
	1	2	3	4	5		1	2	3	4	5		A	B	C	D	E		
A: Trent COAD	11	10	4	12	6	X: Jason WONG	9	12	11	10	11	1							
B: Ryan CHALMERS	8	9				Y: Lam HOANG	11	11	11			1							
C: Josh SUMMERS	2	5	3			Z: Sam VON EINEM	11	11	11			1							
B: Ryan CHALMERS	11	5	4	13		X: Jason WONG	8	11	11	15		1							
A: Trent COAD	4	6				Z: Sam VON EINEM	11	11	11			1							
C: Josh SUMMERS	2	3	9			Win Lose	Win	Loss	11	11	11	1							
B: Ryan CHALMERS	3	7	8			Y: Lam HOANG	3	11	11	11		1							
C: Josh SUMMERS	3	8	4			Z: Sam VON EINEM	3	11	11	11		1							
A: Trent COAD	1	2	11	11	9	11	X: Jason WONG	3	11	11	11		1						
						Y: Lam HOANG	2	1	8	11	7	1							

Team: SOUTH AUSTRALIA

Matches: 8 Games: 25

Winner: SOUTH AUSTRALIA

Loser: TASMANIA

Captain's Signature:

PLEASE RETURN MATCH BALL WITH SCORESHEET

2012 AUSTRALIAN OPEN TABLE TENNIS CHAMPIONSHIPS

EVENT NO: S6
 MENS TEAMS

ROUND	DAY	TIME	TABLE NO
1	Sun	1500	3

VICTORIA										PRESIDENTS									
Player's Name	Game					Player's Name	Game					Matches	Games						
	1	2	3	4	5		1	2	3	4	5		A	B	C	D	E		
A: Ben TAYLOR	10	7	11	7		X: Benjamin GOULD	12	11	7	11		1							
B: Derek TUN	14	11	8	11		Y: Riys THOMAS	16	7	9	11		5							
C: Ivan SULFARO	11	11	13			Z: Justin FIELD	4	6	11			1							
B: Derek TUN	11	11	9	11		X: Benjamin GOULD	4	6	11	7		1							
A: Ben TAYLOR	7	3	11	11	11	Z: Justin FIELD	11	11	8	5	9	3							
C: Ivan SULFARO	11	11	11			Win Lose	Win	Loss	5	7	7	1							
B: Nathan VAN DER HEIDEN	3	11	11			Y: Riys THOMAS	3	9	4	7		1							
C: Ivan SULFARO	3	11	11	11		Z: Justin FIELD	1	2	4	6	1	3							
A: Ben TAYLOR	2	1	6	13	11	11	X: Benjamin GOULD	1	2	4	6	1	3						
						Y: Riys THOMAS	3	11	11	6	9	1							

Team: VICTORIA

Matches: 8 Games: 25

Winner: VICTORIA

Loser: PRESIDENTS

Captain's Signature:

PLEASE RETURN MATCH BALL WITH SCORESHEET

2012 AUSTRALIAN OPEN TABLE TENNIS CHAMPIONSHIPS

EVENT NO: Y6
EVENT NAME: UNDER 21 MENS TEAMS

ROUND	DAY	TIME	TABLE NO
2	Mon	0900	2

NEW SOUTH WALES B										NEW SOUTH WALES									
Player's Name	Game					Player's Name	Game					Matches	Game					Matches	
	1	2	3	4	5		1	2	3	4	5		ABC	XYZ	ABC	XYZ			
A: Anthony ZHAO	6	5	12			X: Vincent TRAN	11	11	14			1				3			
B: Brandon SO	9	6	11	11	11	Y: Jay ONG	11	11	8	5	8	1				3			
C: Nicholas LEE	11	7	10	13		Z: Danny RALV	2	11	12	15			1			1			
B: Brandon SO	11	11	11			X: Vincent TRAN	9	7				1				3			
A: Anthony ZHAO	9	6	8			Z: Danny RALV	11	11	11			1				3			
C: Nicholas LEE	11	8	11	7	7	Y: Jay ONG	Win	Lose	8	11	8	11	11	1	2	3			
B: Brandon SO	3	9	11	11		Z: Danny RALV	2	1	11	3	8	7				2			
C: Nicholas LEE	3	11	3	1	6	X: Vincent TRAN	2	1	9	11	11	11	1	1	1	3			
A: Anthony ZHAO	1	2	12	11	11	Y: Jay ONG	1	2	10	4	9					3			

PLEASE RETURN MATCH BALL WITH SCORESHEET

2012 AUSTRALIAN OPEN TABLE TENNIS CHAMPIONSHIPS

EVENT NO: Y6
EVENT NAME: UNDER 21 MENS TEAMS

ROUND	DAY	TIME	TABLE NO
2	Mon	0900	1

SOUTH AUSTRALIA										QUEENSLAND B									
Player's Name	Game					Player's Name	Game					Matches	Game					Matches	
	1	2	3	4	5		1	2	3	4	5		ABC	XYZ	ABC	XYZ			
A: Jason WONG	11	8	11	11		X: Jordan DEQUINA	5	11	6	7	1				3				
B: Sam VON EHEM	9	11	11	11		Y: Corey TSCHIRPIG	11	3	5	5	1				3				
C: Lam HOANG	13	11	11	13		Z: Matthew PETTETT	11	11	3	11	1				3				
B: Sam VON EHEM	11	11	11			X: Jordan DEQUINA	3	3	6			1			3				
A: Jason WONG	11	8	11	11		Z: Matthew PETTETT	9	11	8	7		3			3				
C: Lam HOANG	11	11	15			Y: Corey TSCHIRPIG	Win	Lose	1	7	13	1			3				
B: Sam VON EHEM	3	9	11	7	11	Z: Matthew PETTETT	3	11	7	11	8	6			2				
C: Lam HOANG	3	12	11	7	11	X: Jordan DEQUINA	3	10	4	11	3	1			3				
A: Jason WONG	3	11	11	11		Y: Corey TSCHIRPIG	3	8	5	6		1			3				

PLEASE RETURN MATCH BALL WITH SCORESHEET

2012 AUSTRALIAN OPEN TABLE TENNIS CHAMPIONSHIPS

EVENT NO: Y6
EVENT NAME: UNDER 21 MENS TEAMS

ROUND	DAY	TIME	TABLE NO
2	Mon	0900	3

PRESIDENTS										QUEENSLAND									
Player's Name	Game					Player's Name	Game					Matches	Game					Matches	
	1	2	3	4	5		1	2	3	4	5		ABC	XYZ	ABC	XYZ			
A: Benjamin GOULD	5	3	9			X: Naoya YAMAMOTO	11	11	11			1				3			
B: Rhys THOMAS	7	5	7			Y: Ben HOUGHTON	11	11	11			1				3			
C: Justin FIELD	9	7	11	11	12	Z: Zhen YANG	11	11	4	8	14	1				3			
B: Rhys THOMAS	7	11	3	5		X: Naoya YAMAMOTO	11	3	11	11		1				3			
A: Benjamin GOULD	7	7	11			Z: Zhen YANG	11	11	13			1				3			
C: Justin FIELD	Win	Lose	7	12	11	13	Y: Ben HOUGHTON	Win	Lose	11	10	9	11	1	3	1			
B: Rhys THOMAS	3	11	9	8	9	Z: Zhen YANG	3	9	11	11		1				3			
C: Justin FIELD	1	2	9	7	8	X: Naoya YAMAMOTO	3	11	11	11		1				3			
A: Benjamin GOULD	3	4	11	2	4	Y: Ben HOUGHTON	2	1	11	9	11	11			3				

PLEASE RETURN MATCH BALL WITH SCORESHEET

2012 AUSTRALIAN OPEN TABLE TENNIS CHAMPIONSHIPS

EVENT NO: Y6
EVENT NAME: UNDER 21 MENS TEAMS

ROUND	DAY	TIME	TABLE NO
2	Mon	0900	4

TASMANIA										VICTORIA									
Player's Name	Game					Player's Name	Game					Matches	Game					Matches	
	1	2	3	4	5		1	2	3	4	5		ABC	XYZ	ABC	XYZ			
A: Trent COAD	2	3	4			X: Ivan SULFARO	11	11	11			1				3			
B: Ryan CHALMERS	12	8	7			Y: Ben TAYLOR	14	11	11			1				3			
C: Josh SUMMERS	3	2	3			Z: Nathan VAN DER HEIDEN	11	11	11			1				3			
B: Ryan CHALMERS	4	9	6			X: Ivan SULFARO	11	11	11			1				3			
A: Trent COAD	6	9	2			Z: Nathan VAN DER HEIDEN	11	11	11			1				3			
C: Josh SUMMERS	Win	Lose	6	4	3	Y: Ben TAYLOR	Win	Lose	11	11	11	1			3				
B: Ryan CHALMERS	3	6	9			Z: Derek TUN	3	11	11	11		1				3			
C: Josh SUMMERS	3	4	5	2		X: Ivan SULFARO	3	11	11	11		1				3			
A: Trent COAD	3	11	7	8	3	Y: Ben TAYLOR	3	11	11	11		1				3			

PLEASE RETURN MATCH BALL WITH SCORESHEET

2012 AUSTRALIAN OPEN TABLE TENNIS CHAMPIONSHIPS

EVENT NO: Y6
 UNDER 21 MENS TEAMS

ROUND	DAY	TIME	TABLE NO
3	Mon	1530	7

NEW SOUTH WALES										PRESIDENTS									
Player's Name					Game					Player's Name					Game				
					1	2	3	4	5						1	2	3	4	5
A: Vincent TRAN					11	11	7	11		X: Justin FIELD					7	9	11	9	
B: Danny RAUV					9	11	11	12	7	Y: Benjamin GOULD					11	4	7	14	11
C: Jay ONG					11	12	11			Z: Riys THOMAS					9	10	6		
B: Danny RAUV					5	12	11	12		X: Justin FIELD					11	10	5	10	
A: Vincent TRAN					11	11	9	12		Z: Riys THOMAS					8	8	11	10	
C: Jay ONG					2	1	11	11	11	Win Lose					3	7	9	4	
B: Danny RAUV					2	1	11	11		Y: Benjamin GOULD					3	5	3	7	
C: Jay ONG					2	1	7	8	7	Z: Riys THOMAS					1	2	11	11	
A: Vincent TRAN					3	11	11	11		X: Justin FIELD					1	2	11	11	
					Y: Benjamin GOULD					1	2	3	7	8					

Team: NEW SOUTH WALES PRESIDENTS

Winner	Matches	Games	Captain's Signature
Loser	7	23	

PLEASE RETURN MATCH BALL WITH SCORESHEET

2012 AUSTRALIAN OPEN TABLE TENNIS CHAMPIONSHIPS

EVENT NO: Y6
 UNDER 21 MENS TEAMS

ROUND	DAY	TIME	TABLE NO
3	Mon	1530	9

QUEENSLAND B										VICTORIA									
Player's Name					Game					Player's Name					Game				
					1	2	3	4	5						1	2	3	4	5
A: Dale FENWICK					6	7	8			X: Ivan SULFARO					11	11	11		
B: Mathew PETTETT					9	15	6	1		Y: Derek TUN					11	13	11	11	
C: Jordan DEQUINA					3	9	6			Z: Nathan VAN DER HEIDEN					11	11			
B: Mathew PETTETT					5	6	5			X: Ivan SULFARO					11	11	11		
A: Dale FENWICK					5	7	1			Z: Nathan VAN DER HEIDEN					11	11	11		
C: Jordan DEQUINA					3	8	7			Win Lose					3	7	11	11	
B: Mathew PETTETT					3	9	11	9		Y: Derek TUN					3	11	7	11	
C: Corey TSCHIRPIG					3	4	2	4		Z: Ivan SULFARO					3	11	11	11	
A: Dale FENWICK					3	7	11	5	7	X: Ivan SULFARO					3	11	11	11	
					Y: Derek TUN					3	7	11	11						

Team: VICTORIA QUEENSLAND B

Winner	Matches	Games	Captain's Signature
Loser	9	27	

PLEASE RETURN MATCH BALL WITH SCORESHEET

2012 AUSTRALIAN OPEN TABLE TENNIS CHAMPIONSHIPS

EVENT NO: Y6
 UNDER 21 MENS TEAMS

ROUND	DAY	TIME	TABLE NO
3	Mon	1530	6

SOUTH AUSTRALIA										NEW SOUTH WALES B										
Player's Name					Game					Player's Name					Game					
					1	2	3	4	5						1	2	3	4	5	
A: Lam HOANG					8	11	11			X: Nicholas LEE					11	4	8	3		
B: Sam VON EHEM					13	7	8	11	11	Y: Anthony ZHAO					11	11	11	4		
C: Jason WONG					7	11	2	11	11	Z: Brandon SO					11	7	11	6		
B: Sam VON EHEM					11	11	11			X: Nicholas LEE					7	4	7			
A: Lam HOANG					11	11	6	11	15	Z: Brandon SO					7	13	11	7		
C: Jason WONG					3	11	11	11		Win Lose					3	5	9	6		
B: Sam VON EHEM					3	11	11	11		Y: Anthony ZHAO					3	8	8	4		
C: Jason WONG					3	11	11	11		Z: Brandon SO					1	2	11	11		
A: Lam HOANG					2	1	7	9	12	6	X: Nicholas LEE					1	2	11	10	
					Y: Anthony ZHAO					1	2	11	10	11						

Team: SOUTH AUSTRALIA NEW SOUTH WALES B

Winner	Matches	Games	Captain's Signature
Loser	8	25	

PLEASE RETURN MATCH BALL WITH SCORESHEET

2012 AUSTRALIAN OPEN TABLE TENNIS CHAMPIONSHIPS

EVENT NO: Y6
 UNDER 21 MENS TEAMS

ROUND	DAY	TIME	TABLE NO
3	Mon	1530	8

TASMANIA										QUEENSLAND										
Player's Name					Game					Player's Name					Game					
					1	2	3	4	5						1	2	3	4	5	
A: Josh SUMMERS					4	1	9			X: Zhen YANG					11	11	11			
B: Ryan CHALMERS					12	8	6	11	8	Y: Ben HOUGHTON					10	11	8	11		
C: Trent COAD					11	5	10	11	11	Z: Naoya YAMAMOTO					3	11	12	8		
B: Ryan CHALMERS					9	4	11	2		X: Zhen YANG					11	11	9	11		
A: Josh SUMMERS					4	5	2			Z: Naoya YAMAMOTO					11	11	11			
C: Trent COAD					3	11	6	6	2	Win Lose					2	1	9	11		
B: Ryan CHALMERS					1	2	6	4	15	9	Y: Ben HOUGHTON					3	11	11	13	
C: Trent COAD					3	1	3	4		Z: Naoya YAMAMOTO					3	11	11	11		
A: Josh SUMMERS					3	1	3	4		X: Zhen YANG					3	11	11	11		
					Y: Ben HOUGHTON					3	11	11	11							

Team: QUEENSLAND TASMANIA

Winner	Matches	Games	Captain's Signature
Loser	8	26	

PLEASE RETURN MATCH BALL WITH SCORESHEET

2012 AUSTRALIAN OPEN TABLE TENNIS CHAMPIONSHIPS

EVENT NO: Y6
EVENT NAME: UNDER 21 MENS TEAMS

ROUND	DAY	TIME	TABLE NO
4	Tues	9:00	6

NEW SOUTH WALES										TASMANIA									
Player's Name		1	2	3	4	5	Player's Name		1	2	3	4	5	Matches		Games			
A: Jay ONG		11	11	11			X: Josh SUMMERS		9	6	3			1	3				
B: Danny RAUV		11	10	11	10	12	Y: Trent COAD		5	12	4	12	10	1	3				
C: Vincent TRAN		11	11	11			Z: Ryan CHALMERS		6	6	7			1	3				
B: Danny RAUV		11	11	11			X: Josh SUMMERS		3	3	4			1	3				
A: Jay ONG		11	11	11	14		Z: Ryan CHALMERS		5	7	12			3	3				
C: Vincent TRAN	Win	11	11	2	11		Y: Trent COAD	Win	7	4	11	7		1	3				
B: Danny RAUV		3	11	5	11		Z: Ryan CHALMERS		3	13	5			3	3				
C: Vincent TRAN		3	11	11	11		X: Josh SUMMERS		3	5	3	7		1	3				
A: Jay ONG		3	11	12			Y: Trent COAD		3	3	4	10		1	3				

Team: NEW SOUTH WALES / TASMANIA

Winner: NEW SOUTH WALES
Loser: TASMANIA

Matches: 9 / 27
Games: 27 / 3

PLEASE RETURN MATCH BALL WITH SCORESHEET

2012 AUSTRALIAN OPEN TABLE TENNIS CHAMPIONSHIPS

EVENT NO: Y6
EVENT NAME: UNDER 21 MENS TEAMS

ROUND	DAY	TIME	TABLE NO
4	Tues	9:00	8

PRESIDENTS										SOUTH AUSTRALIA									
Player's Name		1	2	3	4	5	Player's Name		1	2	3	4	5	Matches		Games			
A: Benjamin GOULD		11	7	7	11	12	X: Jason WONG		6	11	11	7	14	1	2	3			
B: Justin FIELD		11	12	8	11		Y: Lam HOANG		4	10	11	4		4	10	11	1	3	
C: Rhys THOMAS		4	4	5			Z: Sam VON EINEM		11	11	11			1	1	3			
B: Justin FIELD		7	11	13	5		X: Jason WONG		11	5	15	11		1	1	3			
A: Benjamin GOULD		1	8				Z: Sam VON EINEM		11	11	11			1	1	3			
C: Rhys THOMAS	Win	12	11	11	7	11	Y: Lam HOANG	Win	14	9	5	11	9	1	3	2			
B: Justin FIELD		3	5				Z: Sam VON EINEM		3	11	11			1	1	3			
C: Rhys THOMAS		2	1	14	11	11	X: Jason WONG		2	1	12	13	7	9	1	3	1		
A: Benjamin GOULD		1	2	12	11	11	Y: Lam HOANG		3	10	6	7		1	1	3			

Team: SOUTH AUSTRALIA

Winner: SOUTH AUSTRALIA
Loser: PRESIDENTS

Matches: 5 / 10
Games: 10 / 15

PLEASE RETURN MATCH BALL WITH SCORESHEET

2012 AUSTRALIAN OPEN TABLE TENNIS CHAMPIONSHIPS

EVENT NO: Y6
EVENT NAME: UNDER 21 MENS TEAMS

ROUND	DAY	TIME	TABLE NO
4	Tues	9:00	9

NEW SOUTH WALES										QUEENSLAND B									
Player's Name		1	2	3	4	5	Player's Name		1	2	3	4	5	Matches		Games			
A: Ben HOUGHTON		11	11	11			X: Corey TSCHIRPIG		7	4	7			1	3				
B: Naoya YAMAMOTO		11	11	16			Y: Jordan DEQUINA		9	6	16			1	3				
C: Jake DUFFY		9	11	12	11		Z: Matthew PETTETT		11	8	10	8		1	3				
B: Naoya YAMAMOTO		6	11	10	11	11	X: Corey TSCHIRPIG		11	2	12	5	8	1	3				
A: Ben HOUGHTON		11	11	11			Z: Matthew PETTETT		8	8	8			3	3				
C: Jake DUFFY	Win	7	11	11	11		Y: Jordan DEQUINA	Win	11	2	6	2		1	3				
B: Naoya YAMAMOTO		3	10	11	11		Z: Matthew PETTETT		3	12	5	6	7	1	3				
C: Jake DUFFY		3	11	10	11		X: Corey TSCHIRPIG		3	5	7	12	9	1	3				
A: Ben HOUGHTON		3	7	6	11		Y: Jordan DEQUINA		3	7	5	11	11	7	1	3			

Team: QUEENSLAND

Winner: QUEENSLAND
Loser: QUEENSLAND B

Matches: 9 / 27
Games: 27 / 8

PLEASE RETURN MATCH BALL WITH SCORESHEET

2012 AUSTRALIAN OPEN TABLE TENNIS CHAMPIONSHIPS

EVENT NO: Y6
EVENT NAME: UNDER 21 MENS TEAMS

ROUND	DAY	TIME	TABLE NO
4	Tues	9:00	7

VICTORIA										NEW SOUTH WALES B									
Player's Name		1	2	3	4	5	Player's Name		1	2	3	4	5	Matches		Games			
A: Derek TUN		14	11	11			X: Anthony ZHAO		12	5	5			1	2	3			
B: Ben TAYLOR		15	11	11			Y: Nicholas LEE		13	6	7			1	3				
C: Ivan SULFARO		11	5	11	11		Z: Brandon SO		4	11	2	5		1	3				
B: Ben TAYLOR		13	14	11			X: Anthony ZHAO		11	12	8			1	3				
A: Derek TUN		11	5	9	11	4	Z: Brandon SO		9	11	11	9		1	2	3			
C: Ivan SULFARO	Win	11	11	11	11		Y: Nicholas LEE	Win	7	7	8			1	3				
B: Ben TAYLOR		2	1	5	3		Z: Brandon SO		2	1	11	11		1	3				
C: Ivan SULFARO		3	11	4	9	11	X: Anthony ZHAO		3	4	11	11	8	1	3	2			
A: Derek TUN		2	1				Y: Nicholas LEE		3	8	5	9		1	3				

Team: VICTORIA

Winner: VICTORIA
Loser: NEW SOUTH WALES B

Matches: 7 / 23
Games: 23 / 9

PLEASE RETURN MATCH BALL WITH SCORESHEET

2012 AUSTRALIAN OPEN TABLE TENNIS CHAMPIONSHIPS

EVENT NO: Y6
EVENT NAME: UNDER 21 MENS TEAMS

ROUND	DAY	TIME	TABLE NO
5	Tues	1500	3

NEW SOUTH WALES										VICTORIA													
Player's Name	Game					Player's Name	Game					Matches	Game					Matches					
	1	2	3	4	5		1	2	3	4	5		A	B	C	D	E		1	2	3	4	5
A: Jay ONG	11	11	15			X: Derek TUN	5	9	13			1	3										
B: Vincent TRAN	4	11	6	8		Y: Nathan VAN DER HEIDEN	11	11	11	11	11	1	1	3									
C: Danny RAUV	1	7	9			Z: Ivan SULFARO	11	11	11	11	11	1	3										
B: Vincent TRAN	6	4	9			X: Derek TUN	11	11	11	11	11	1	3										
A: Jay ONG	8	5	2			Z: Ivan SULFARO	11	11	11	11	11	1	3										
C: Danny RAUV	11	11	8	13		Y: Nathan VAN DER HEIDEN	Win	Loss	9	9	11	11	1	3	1								
B: Vincent TRAN	3	11	4	7		Z: Ivan SULFARO	3		11	11	11	11	1	3									
C: Danny RAUV	1	2	9	11	7	X: Derek TUN	2	1	11	4	6	11	1	2	3								
A: Jay ONG	1	2	9	11	6	Y: Nathan VAN DER HEIDEN	2	1	11	5	11	11	1	1	3								

Team: VICTORIA
Matches: 7
Games: 22
Captain's Signature: _____

Winner: VICTORIA
Loser: NEW SOUTH WALES
Matches: 2
Games: 11

PLEASE RETURN MATCH BALL WITH SCORESHEET

2012 AUSTRALIAN OPEN TABLE TENNIS CHAMPIONSHIPS

EVENT NO: Y6
EVENT NAME: UNDER 21 MENS TEAMS

ROUND	DAY	TIME	TABLE NO
5	Tues	1500	4

NEW SOUTH WALES B										TASMANIA													
Player's Name	Game					Player's Name	Game					Matches	Game					Matches					
	1	2	3	4	5		1	2	3	4	5		A	B	C	D	E		1	2	3	4	5
A: Nicholas LEE	11	11	11			X: Josh SUMMERS	5	9	7			1	1	3									
B: Brandon SO	11	11	8	11	11	Y: Ryan CHALMERS	9	13	11	7	9	1	1	3	2								
C: Anthony ZHAO	7	11	11	11	12	Z: Trent COAD	11	13	8	7	10	1	1	3	2								
B: Brandon SO	11	11	11			X: Josh SUMMERS	9	7				1	1	3									
A: Nicholas LEE	13	9	7	9		Z: Trent COAD	11	11	11	11	11	1	1	3									
C: Anthony ZHAO	Win	Loss	11	11	11	Y: Ryan CHALMERS	Win	Loss	9	9	5	1	3										
B: Brandon SO	3	11	11	11		Z: Trent COAD	1	2	9	5	5	1	3										
C: Anthony ZHAO	3	11	11	11		X: Josh SUMMERS	3	3	4	3	1	3											
A: Nicholas LEE	2	1	3	11	11	Y: Ryan CHALMERS	3	11	11	9	7	5	1	3									

Team: NEW SOUTH WALES B
Matches: 8
Games: 25
Captain's Signature: _____

Winner: NEW SOUTH WALES B
Loser: TASMANIA
Matches: 1
Games: 9

PLEASE RETURN MATCH BALL WITH SCORESHEET

2012 AUSTRALIAN OPEN TABLE TENNIS CHAMPIONSHIPS

EVENT NO: Y6
EVENT NAME: UNDER 21 MENS TEAMS

ROUND	DAY	TIME	TABLE NO
5	Tues	1500	3

NEW SOUTH WALES										VICTORIA													
Player's Name	Game					Player's Name	Game					Matches	Game					Matches					
	1	2	3	4	5		1	2	3	4	5		A	B	C	D	E		1	2	3	4	5
A: Jay ONG	11	11	15			X: Derek TUN	5	9	13			1	3										
B: Vincent TRAN	4	11	6	8		Y: Nathan VAN DER HEIDEN	11	11	11	11	11	1	1	3									
C: Danny RAUV	1	7	9			Z: Ivan SULFARO	11	11	11	11	11	1	3										
B: Vincent TRAN	6	4	9			X: Derek TUN	11	11	11	11	11	1	3										
A: Jay ONG	8	5	2			Z: Ivan SULFARO	11	11	11	11	11	1	3										
C: Danny RAUV	11	11	8	13		Y: Nathan VAN DER HEIDEN	Win	Loss	9	9	11	11	1	3	1								
B: Vincent TRAN	3	11	4	7		Z: Ivan SULFARO	3		11	11	11	11	1	3									
C: Danny RAUV	1	2	9	11	7	X: Derek TUN	2	1	11	4	6	11	1	2	3								
A: Jay ONG	1	2	9	11	6	Y: Nathan VAN DER HEIDEN	2	1	11	5	11	11	1	1	3								

Team: VICTORIA
Matches: 7
Games: 22
Captain's Signature: _____

Winner: VICTORIA
Loser: NEW SOUTH WALES
Matches: 2
Games: 11

PLEASE RETURN MATCH BALL WITH SCORESHEET

2012 AUSTRALIAN OPEN TABLE TENNIS CHAMPIONSHIPS

EVENT NO: Y6
EVENT NAME: UNDER 21 MENS TEAMS

ROUND	DAY	TIME	TABLE NO
5	Tues	1500	4

NEW SOUTH WALES B										TASMANIA													
Player's Name	Game					Player's Name	Game					Matches	Game					Matches					
	1	2	3	4	5		1	2	3	4	5		A	B	C	D	E		1	2	3	4	5
A: Nicholas LEE	11	11	11			X: Josh SUMMERS	5	9	7			1	1	3									
B: Brandon SO	11	11	8	11	11	Y: Ryan CHALMERS	9	13	11	7	9	1	1	3	2								
C: Anthony ZHAO	7	11	11	11	12	Z: Trent COAD	11	13	8	7	10	1	1	3	2								
B: Brandon SO	11	11	11			X: Josh SUMMERS	9	7				1	1	3									
A: Nicholas LEE	13	9	7	9		Z: Trent COAD	11	11	11	11	11	1	1	3									
C: Anthony ZHAO	Win	Loss	11	11	11	Y: Ryan CHALMERS	Win	Loss	9	9	5	1	3										
B: Brandon SO	3	11	11	11		Z: Trent COAD	1	2	9	5	5	1	3										
C: Anthony ZHAO	3	11	11	11		X: Josh SUMMERS	3	3	4	3	1	3											
A: Nicholas LEE	2	1	3	11	11	Y: Ryan CHALMERS	3	11	11	9	7	5	1	3									

Team: NEW SOUTH WALES B
Matches: 8
Games: 25
Captain's Signature: _____

Winner: NEW SOUTH WALES B
Loser: TASMANIA
Matches: 1
Games: 9

PLEASE RETURN MATCH BALL WITH SCORESHEET

2012 AUSTRALIAN OPEN TABLE TENNIS CHAMPIONSHIPS

EVENT NO: Y6
EVENT NAME: UNDER 21 MENS TEAMS

ROUND	DAY	TIME	TABLE NO
6	Tues	1500	7

NEW SOUTH WALES										VICTORIA													
Player's Name	Game					Player's Name	Game					Matches	Game					Matches					
	1	2	3	4	5		1	2	3	4	5		A	B	C	D	E		1	2	3	4	5
A: Jay ONG	11	11	15			X: Derek TUN	5	9	13			1	3										
B: Vincent TRAN	4	11	6	8		Y: Nathan VAN DER HEIDEN	11	11	11	11	11	1	1	3									
C: Danny RAUV	1	7	9			Z: Ivan SULFARO	11	11	11	11	11	1	3										
B: Vincent TRAN	6	4	9			X: Derek TUN	11	11	11	11	11	1	3										
A: Jay ONG	8	5	2			Z: Ivan SULFARO	11	11	11	11	11	1	3										
C: Danny RAUV	11	11	8	13		Y: Nathan VAN DER HEIDEN	Win	Loss	9	9	11	11	1	3	1								
B: Vincent TRAN	3	11	4	7		Z: Ivan SULFARO	3		11	11	11	11	1	3									
C: Danny RAUV	1	2	9	11	7	X: Derek TUN	2	1	11	4	6	11	1	2	3								
A: Jay ONG	1	2	9	11	6	Y: Nathan VAN DER HEIDEN	2	1	11	5	11	11	1	1	3								

Team: VICTORIA
Matches: 7
Games: 22
Captain's Signature: _____

Winner: VICTORIA
Loser: NEW SOUTH WALES
Matches: 2
Games: 11

PLEASE RETURN MATCH BALL WITH SCORESHEET

2012 AUSTRALIAN OPEN TABLE TENNIS CHAMPIONSHIPS

EVENT NO: Y6
EVENT NAME: UNDER 21 MENS TEAMS

ROUND	DAY	TIME	TABLE NO
5	Tues	1500	2

NEW SOUTH WALES B										TASMANIA													
Player's Name	Game					Player's Name	Game					Matches	Game					Matches					
	1	2	3	4	5		1	2	3	4	5		A	B	C	D	E		1	2	3	4	5
A: Nicholas LEE	11	11	11			X: Josh SUMMERS	5	9	7			1	1	3									
B: Brandon SO	11	11	8	11	11	Y: Ryan CHALMERS	9	13	11	7	9	1	1	3	2								
C: Anthony ZHAO	7	11	11	11	12	Z: Trent COAD	11	13	8	7	10	1	1	3	2								
B: Brandon SO	11	11	11			X: Josh SUMMERS	9	7				1	1	3									
A: Nicholas LEE	13	9	7	9		Z: Trent COAD	11	11	11	11	11	1	1	3									
C: Anthony ZHAO	Win	Loss	11	11	11	Y: Ryan CHALMERS	Win	Loss	9	9	5	1	3										
B: Brandon SO	3	11	11	11		Z: Trent COAD	1	2	9	5	5	1	3										
C: Anthony ZHAO	3	11	11	11		X: Josh SUMMERS	3	3	4	3	1	3											
A: Nicholas LEE	2	1	3	11	11	Y: Ryan CHALMERS	3	11	11	9	7	5	1	3									

Team: NEW SOUTH WALES B
Matches: 8
Games: 25
Captain's Signature: _____

Winner: NEW SOUTH WALES B
Loser: TASMANIA
Matches: 1
Games: 9

PLEASE RETURN MATCH BALL WITH SCORESHEET

2012 AUSTRALIAN OPEN TABLE TENNIS CHAMPIONSHIPS

EVENT NO: Y6
EVENT NAME: UNDER 21 MENS TEAMS

ROUND	DAY	TIME	TABLE NO
6	Tues	1500	7

NEW SOUTH WALES										VICTORIA									
-----------------	--	--	--	--	--	--	--	--	--	----------	--	--	--	--	--	--	--	--	--

2012 AUSTRALIAN OPEN TABLE TENNIS CHAMPIONSHIPS

EVENT NO: Y6
 UNDER 21 MENS TEAMS

ROUND	DAY	TIME	TABLE NO
6	Wed	0900	9

QUEENSLAND										NEW SOUTH WALES																
Player's Name					Games					Player's Name					Games											
1	2	3	4	5	1	2	3	4	5	1	2	3	4	5	1	2	3	4	5							
A: Ben HOUGHTON					7	11	11	6	11	X: Vincent TRAN					11	5	7	11	8	1	3	2				
B: Jake DUFFY					5	11	11	11		Y: Jay ONG					11	8	9	5	1	3	1					
C: Naoya YAMAMOTO					11	11	11			Z: Danny RAUV					9	5	9			1	3	1				
B: Jake DUFFY					11	5	2	5		X: Vincent TRAN					8	11	11	11		1	1	3				
A: Ben HOUGHTON					11	9	11	11		Z: Danny RAUV					9	11	5	7		3	1					
C: Naoya YAMAMOTO					Win	Lose	5	5	11	6	Y: Jay ONG					Win	Lose	11	11	5	7	11	1	2	3	
B: Jake DUFFY					2	1	11	11		Z: Danny RAUV					3	7	5									
C: Naoya YAMAMOTO					2	1	4	11	8	11	11	X: Vincent TRAN					1	2	11	3	11	8	1	1	3	2
A: Ben HOUGHTON					3	11	11	11		Y: Jay ONG					1	2	9	8	3				1	1	3	

PLEASE RETURN MATCH BALL WITH SCORESHEET

2012 AUSTRALIAN OPEN TABLE TENNIS CHAMPIONSHIPS

EVENT NO: Y6
 UNDER 21 MENS TEAMS

ROUND	DAY	TIME	TABLE NO
6	Wed	0900	8

SOUTH AUSTRALIA										VICTORIA																			
Player's Name					Games					Player's Name					Games														
1	2	3	4	5	1	2	3	4	5	1	2	3	4	5	1	2	3	4	5										
A: Lam HOANG					7	5	9			X: Derek TUN					11	11	11			1					1	3			
B: Jason WONG					11	7	10	11	3	Y: Nathan VAN DER HEIDEN					6	11	12	9	11	1	2	3	1					3	1
C: Sam VON EINEM					9	11	11			Z: Ben TAYLOR					11	7	9	7		1	3	1	1					3	1
B: Jason WONG					11	5	11	11		X: Derek TUN					5	11	8			3	1		3					1	
A: Lam HOANG					9	4	12	5		Z: Ben TAYLOR					11	11	10	11		1	1	3	1					1	3
C: Sam VON EINEM					Win	Lose	11	6	9	11	5	Y: Nathan VAN DER HEIDEN					Win	Lose	9	11	11	6	11	1	2	3			
B: Jason WONG					1	2	5	8		Z: Ben TAYLOR					2	1	11	11		1	3	1					3		
C: Sam VON EINEM					2	1	7	11	4	12	11	X: Ivan SULFARO					1	2	11	9	11	10	9	1	3	2			
A: Lam HOANG					3	8	3	9		Y: Nathan VAN DER HEIDEN					3	11	11	11		1	1	3	1					1	3

PLEASE RETURN MATCH BALL WITH SCORESHEET

2012 AUSTRALIAN OPEN TABLE TENNIS CHAMPIONSHIPS

EVENT NO: Y6
 UNDER 21 MENS TEAMS

ROUND	DAY	TIME	TABLE NO
6	Wed	0900	7

QUEENSLAND B										NEW SOUTH WALES B																				
Player's Name					Games					Player's Name					Games															
1	2	3	4	5	1	2	3	4	5	1	2	3	4	5	1	2	3	4	5											
A: Dale FERNWICK					6	6	8			X: Anthony ZHAO					11	11	11			1					1	3				
B: Matthew PETTETT					11	11	13			Y: Nicholas LEE					7	6	11			1					3					
C: Jordan DEQUINA					11	8	3	6		Z: Brandon SO					7	11	11	11		1					1	3				
B: Matthew PETTETT					11	11	15	11		X: Anthony ZHAO					13	7	13	7		1					3	1				
A: Dale FERNWICK					7	3	6			Z: Brandon SO					11	11	11			1					1	3				
C: Jordan DEQUINA					Win	Lose	5	11	2	6	Y: Nicholas LEE					Win	Lose	11	9	11	11		1					1	3	
B: Matthew PETTETT					2	1	5	6		Z: Brandon SO					3	11	11			1					1	3				
C: Jordan DEQUINA					3	11	11	7	11	8	X: Anthony ZHAO					2	1	9	13	11	9	11		1					2	3
A: Dale FERNWICK					3	9	12	5	9	Y: Nicholas LEE					2	1	11	10	11	11		1					1	3		

PLEASE RETURN MATCH BALL WITH SCORESHEET

2012 AUSTRALIAN OPEN TABLE TENNIS CHAMPIONSHIPS

EVENT NO: Y6
 UNDER 21 MENS TEAMS

ROUND	DAY	TIME	TABLE NO
6	Wed	0900	6

TASMANIA										PRESIDENTS																					
Player's Name					Games					Player's Name					Games																
1	2	3	4	5	1	2	3	4	5	1	2	3	4	5	1	2	3	4	5												
A: Trent COAD					11	11	9	6		X: Benjamin GOULD					4	13	11	11		1					1	3					
B: Ryan CHALMERS					11	8				Y: Justin FIELD					13	11	11			1					1	3					
C: Josh SUMMERS					7	2	7			Z: Rhys THOMAS					11	11	11			1					1	3					
B: Ryan CHALMERS					11	7	11	7	6	X: Benjamin GOULD					7	11	9	11	11		1					2	3				
A: Trent COAD					13	11	11			Z: Rhys THOMAS					11	9	8			1					3						
C: Josh SUMMERS					Win	Lose	3	3	5	Y: Justin FIELD					Win	Lose	11	11	11		1					1	3				
B: Ryan CHALMERS					3	7	9	7		Z: Rhys THOMAS					2	1	11	11		1					1	3					
C: Josh SUMMERS					3	2	4	2		X: Benjamin GOULD					3	11	11	11		1					1	3					
A: Trent COAD					1	2	8	13	11	3	1	6	Y: Justin FIELD					3	11	11	3	11	11		1					2	3

PLEASE RETURN MATCH BALL WITH SCORESHEET

2012 AUSTRALIAN OPEN TABLE TENNIS CHAMPIONSHIPS

EVENT NO: Y6
 UNDER 21 MENS TEAMS

ROUND	DAY	TIME	TABLE NO
7	Wed	1300	7

NEW SOUTH WALES					SOUTH AUSTRALIA								
Player's Name	Game					Player's Name	Game						
	1	2	3	4	5		1	2	3	4	5		
A: Danny RAUV	14	11	12			X: Jason WONG	16	4	5	10	1	3	1
B: Jay ONG	11	14	12			Y: Lam HOANG	8	12	10		1	3	
C: Vincent TRAN	5	13	6			Z: Sam VON EINEM	11	15	11		1	3	
B: Jay ONG	11	5	5			X: Jason WONG	13	11	11		1	3	
A: Danny RAUV	11	5	11	12		Z: Sam VON EINEM	7	11	7	10		3	1
C: Vincent TRAN	11	11	12			Y: Lam HOANG	Win	Loss	4	5	10	1	3
B: Jay ONG	1	2	7	3		Z: Sam VON EINEM	2	1	11	11		1	3
C: Vincent TRAN	2	1	11	12		X: Jason WONG	1	2	7	10	10	1	3
A: Danny RAUV	3	11	4	11	11	Y: Lam HOANG	3	7	11	2	7	1	3

Team: _____ Matches: 6 Games: 18
 Captain's Signature: _____

Winner: NEW SOUTH WALES
 Loser: SOUTH AUSTRALIA

PLEASE RETURN MATCH BALL WITH SCORESHEET

2012 AUSTRALIAN OPEN TABLE TENNIS CHAMPIONSHIPS

EVENT NO: Y6
 UNDER 21 MENS TEAMS

ROUND	DAY	TIME	TABLE NO
7	Wed	1300	8

NEW SOUTH WALES B					PRESIDENTS												
Player's Name	Game					Player's Name	Game										
	1	2	3	4	5		1	2	3	4	5						
A: Anthony ZHAO	6	11	9			X: Benjamin GOULD	11	13	11		1	3					
B: Brandon SO	9	7	11	10		Y: Justin FIELD	11	11	8	12		1	3				
C: Nicholas LEE	5	7	9			Z: Rhys THOMAS	11	11		1	3						
B: Brandon SO	9	9	12	7		X: Benjamin GOULD	11	11	10	11		1	3				
A: Anthony ZHAO	13	6	5			Z: Rhys THOMAS	15	11	11		1	3					
C: Nicholas LEE	Win	Loss	8	11	12	4	7	Y: Justin FIELD	Win	Loss	11	3	10	11	1	2	3
B: Brandon SO	1	2	11	11		Z: Rhys THOMAS	2	1	9	7							
C: Nicholas LEE	3	9	11	8	6	X: Benjamin GOULD	3	11	8	11	11		1	3			
A: Anthony ZHAO	3	8	8	9		Y: Justin FIELD	3	11	11	11		1	3				

Team: _____ Matches: 8 Games: 24
 Captain's Signature: _____

Winner: PRESIDENTS
 Loser: NEW SOUTH WALES B

PLEASE RETURN MATCH BALL WITH SCORESHEET

2012 AUSTRALIAN OPEN TABLE TENNIS CHAMPIONSHIPS

EVENT NO: Y6
 UNDER 21 MENS TEAMS

ROUND	DAY	TIME	TABLE NO
7	Wed	14:00	6

NEW SOUTH WALES					VICTORIA									
Player's Name	Game					Player's Name	Game							
	1	2	3	4	5		1	2	3	4	5			
A: Ben HOUGHTON	5	7	18	11	9	X: Ivan SULFARO	11	11	16	3	11	1	2	3
B: Jake DUFFY	11	11	11			Y: Ben TAYLOR	4	8	5		1	3		
C: Naoya YAMAMOTO	11	12	12			Z: Nathan VAN DER HEIDEN	7	10	10		1	3		
B: Jake DUFFY	11	11	7	11		X: Ivan SULFARO	6	4	11	9		1	3	
A: Ben HOUGHTON	11	7	10	11	11	Z: Nathan VAN DER HEIDEN	9	11	12	7	8		3	2
C: Naoya YAMAMOTO	Win	Loss	9	7	9	Y: Ben TAYLOR	Win	Loss	11	11	11	1	3	
B: Jake DUFFY	3	11	11	12	11	Z: Nathan VAN DER HEIDEN	3	8	8	14	8		3	
C: Naoya YAMAMOTO						X: Ivan SULFARO								
A: Ben HOUGHTON						Y: Ben TAYLOR								

Team: _____ Matches: 6 Games: 18
 Captain's Signature: _____

Winner: NEW SOUTH WALES
 Loser: SOUTH AUSTRALIA

PLEASE RETURN MATCH BALL WITH SCORESHEET

2012 AUSTRALIAN OPEN TABLE TENNIS CHAMPIONSHIPS

EVENT NO: Y6
 UNDER 21 MENS TEAMS

ROUND	DAY	TIME	TABLE NO
7	Wed	1300	9

NEW SOUTH WALES B					TASMANIA										
Player's Name	Game					Player's Name	Game								
	1	2	3	4	5		1	2	3	4	5				
A: Corey TSCHIRPIG	11	11	11			X: Josh SUMMERS	2	8	5		1	3			
B: Matthew PETTETT	11	11	12	11		Y: Ryan CHALMERS	13	3	10	4		1			
C: Jordan DEQUINA	11	13	11	11		Z: Trent COAD	5	15	5	2		1	3		
B: Matthew PETTETT	11	11	11			X: Josh SUMMERS	6	4	7		1	3			
A: Corey TSCHIRPIG	8	11	6	11	9	Z: Trent COAD	11	9	11	5	11		1	3	
C: Jordan DEQUINA	Win	Loss	14	11	8	11	Y: Ryan CHALMERS	Win	Loss	12	2	11	9	1	3
B: Matthew PETTETT	3	12	11	11		Z: Trent COAD	1	2	10	4	9		3		
C: Dale FENWICK	3	11	11	9	12	X: Josh SUMMERS	3	7	7	11	10		1	3	
A: Corey TSCHIRPIG	1	2	9	8	6	Y: Ryan CHALMERS	1	2	11	11		1	3		

Team: _____ Matches: 7 Games: 23
 Captain's Signature: _____

Winner: QUEENSLAND B
 Loser: TASMANIA

PLEASE RETURN MATCH BALL WITH SCORESHEET

2012 AUSTRALIAN OPEN TABLE TENNIS CHAMPIONSHIPS

EVENT NO: Y7
 UNDER 21WOMENS TEAMS

ROUND	DAY	TIME	TABLE NO
1	Sun	1500	10

NEW SOUTH WALES										PRESIDENTS									
Player's Name	Game					Player's Name	Game					Matches	Games						
	1	2	3	4	5		1	2	3	4	5		ABC	XYZ	ABC	XYZ			
A: Sarah TAN	11	9	11	11		X: Catherine DUONG	7	11	8	6		1	3	1					
B: Kai PENG	11	11	11			Y: Susan McDONALD	4	4	4			1	3	1					
C: Samantha ONG	6	8	8	11	11	Z: Jiyang WEI	11	11	11			1	3	1					
B: Kai PENG	11	11	11			X: Catherine DUONG	8	6	1			1	3	1					
A: Sarah TAN	3	7	11	11	13	Z: Jiyang WEI	11	11	13			1	3	1					
C: Samantha ONG	Win	Loss	11	9	11	Y: Susan McDONALD	Win	Loss	2	8	11	4	1	3	1				
B: Kai PENG	2	1	5	11	8	Z: Jiyang WEI	3	11	9	11		1	3	1					
C: Samantha ONG	1	2	7	8	7	X: Catherine DUONG	1	2	11	11	11	1	3	1					
A: Sarah TAN	2	1	11	11	11	Y: Susan McDONALD	3	2	4	4		1	3	1					
Team										Team									
NEW SOUTH WALES										PRESIDENTS									
Winner										Winner									
Loser										Loser									
Matches										Matches									
Games										Games									
Captain's Signature										Captain's Signature									

PLEASE RETURN MATCH BALL WITH SCORESHEET

2012 AUSTRALIAN OPEN TABLE TENNIS CHAMPIONSHIPS

EVENT NO: Y7
 UNDER 21WOMENS TEAMS

ROUND	DAY	TIME	TABLE NO
2	Mon	12:30	6

NEW SOUTH WALES										PRESIDENTS									
Player's Name	Game					Player's Name	Game					Matches	Games						
	1	2	3	4	5		1	2	3	4	5		ABC	XYZ	ABC	XYZ			
A: Susan McDONALD	9	11	12			X: Isabella CHUNG	11	7	10	10		1	3	1					
B: Jiyang WEI	11	9	11	11		Y: Margaret CAI	6	11	3	4		1	3	1					
C: Catherine DUONG	11	6	11	12		Z: Antonia ZHANG	9	11	7	10		1	3	1					
B: Jiyang WEI	11	11	11			X: Isabella CHUNG	4	4	6			1	3	1					
A: Susan McDONALD	5	10	4			Z: Antonia ZHANG	11	12	11			1	3	1					
C: Catherine DUONG	Win	Loss	11	7	9	11	4	Y: Margaret CAI	Win	Loss	3	11	11	8	11	1	2	3	
B: Jiyang WEI	3	11	11	11		Z: Antonia ZHANG	1	2	5	6		1	3	1					
C: Catherine DUONG	2	1	11	11	11	X: Isabella CHUNG	3	6	9	7		1	3	1					
A: Susan McDONALD	1	2	9	10	3	Y: Margaret CAI	2	1	11	12	11	1	3	1					
Team										Team									
PRESIDENTS										PRESIDENTS									
Winner										Winner									
Loser										Loser									
Matches										Matches									
Games										Games									
Captain's Signature										Captain's Signature									

PLEASE RETURN MATCH BALL WITH SCORESHEET

2012 AUSTRALIAN OPEN TABLE TENNIS CHAMPIONSHIPS

EVENT NO: Y7
 UNDER 21WOMENS TEAMS

ROUND	DAY	TIME	TABLE NO
1	Sun	1900	1

QUEENSLAND B										NEW SOUTH WALES B									
Player's Name	Game					Player's Name	Game					Matches	Games						
	1	2	3	4	5		1	2	3	4	5		ABC	XYZ	ABC	XYZ			
A: Shaina GREEN	3	7	6			X: Margaret CAI	11	11	11			1	3	1					
B: Matilda ALEXANDERSSON	11	9	11	11		Y: Isabella CHUNG	7	11	7	6		1	3	1					
C: Rebekah STANLEY	7	3	7			Z: Antonia ZHANG	11	11	11			1	3	1					
B: Matilda ALEXANDERSSON	5	11	7	11		X: Margaret CAI	11	6	11	13		1	3	1					
A: Shaina GREEN	3	5	11	11	13	Z: Antonia ZHANG	11	11	11			1	3	1					
C: Rebekah STANLEY	Win	Loss	11	8	11	14	Y: Isabella CHUNG	Win	Loss	7	11	11	7	12	1	3	2		
B: Matilda ALEXANDERSSON	1	2	9	10		Z: Antonia ZHANG	3	11	11	12		1	3	1					
C: Rebekah STANLEY	1	2	2	3	4	X: Margaret CAI	3	11	11	11		1	3	1					
A: Shaina GREEN	3	5	8	9		Y: Isabella CHUNG	1	2	11	11	11	1	3	1					
Team										Team									
NEW SOUTH WALES B										NEW SOUTH WALES B									
Winner										Winner									
Loser										Loser									
Matches										Matches									
Games										Games									
Captain's Signature										Captain's Signature									

PLEASE RETURN MATCH BALL WITH SCORESHEET

2012 AUSTRALIAN OPEN TABLE TENNIS CHAMPIONSHIPS

EVENT NO: Y7
 UNDER 21WOMENS TEAMS

ROUND	DAY	TIME	TABLE NO
2	Mon	12:30	8

QUEENSLAND										QUEENSLAND B									
Player's Name	Game					Player's Name	Game					Matches	Games						
	1	2	3	4	5		1	2	3	4	5		ABC	XYZ	ABC	XYZ			
A: Nathalia WERNER	11	11	12			X: Matilda ALEXANDERSSON	2	8	10			1	3	1					
B: Ashley MARTIN	10	13	9	11	14	Y: Rebekah STANLEY	12	11	11	8	16	1	2	3					
C: Eliza FORSTER	11	11	11			Z: Shaina GREEN	8	5	4			1	3	1					
B: Ashley MARTIN	4	4	20	11	11	X: Matilda ALEXANDERSSON	11	11	18	7	5	1	3	2					
A: Nathalia WERNER	11	11	10	11		Z: Shaina GREEN	6	5	12	6		1	3	1					
C: Eliza FORSTER	Win	Loss	11	11	11	Y: Rebekah STANLEY	Win	Loss	6	4	3	1	3	1					
B: Ashley MARTIN	2	1	11	11	11	Z: Shaina GREEN	3	9	5	9		1	3	1					
C: Eliza FORSTER	3	11	11	6	11	X: Matilda ALEXANDERSSON	3	7	4	11	6	1	3	1					
A: Nathalia WERNER	3	1	11	11	11	Y: Rebekah STANLEY	1	2	8	9	7	1	3	1					
Team										Team									
QUEENSLAND										QUEENSLAND B									
Winner										Winner									
Loser										Loser									
Matches										Matches									
Games										Games									
Captain's Signature										Captain's Signature									

PLEASE RETURN MATCH BALL WITH SCORESHEET

2012 AUSTRALIAN OPEN TABLE TENNIS CHAMPIONSHIPS

EVENT NO: Y7
 UNDER 21WOMENS TEAMS

ROUND	DAY	TIME	TABLE NO
3	Mon	19:00	4

NEW SOUTH WALES										QUEENSLAND											
Player's Name					Game					Player's Name					Game						
					1	2	3	4	5						1	2	3	4	5		
A: Kai PENG					11	11	11			X: Eliza FORSTER					6	6	6				
B: Sarah TAN					11	11	11			Y: Ashley MARTIN					7	6	5				
C: Vanessa TAN					11	11	11			Z: Nathalia WERNER					3	5	6				
B: Sarah TAN					11	11	11			X: Eliza FORSTER					5	4	5				
A: Kai PENG					11	11	11			Z: Nathalia WERNER					4	4	8				
C: Vanessa TAN					11	11	7	11		Y: Ashley MARTIN					Win	Loss	8	5	11	9	
B: Sarah TAN					3	11	11			Z: Nathalia WERNER					3	7	5				
C: Vanessa TAN					3	11	11			X: Eliza FORSTER					3	8	9	3			
A: Samantha ONG					2	1	10	12	8	Y: Ashley MARTIN					1	2	7	11	11	11	

PLEASE RETURN MATCH BALL WITH SCORESHEET

2012 AUSTRALIAN OPEN TABLE TENNIS CHAMPIONSHIPS

EVENT NO: Y7
 UNDER 21WOMENS TEAMS

ROUND	DAY	TIME	TABLE NO
4	Tues	12:00	3

NEW SOUTH WALES B										QUEENSLAND B											
Player's Name					Game					Player's Name					Game						
					1	2	3	4	5						1	2	3	4	5		
A: Antonia ZHANG					11	11	11			X: Eliza FORSTER					4	5	8				
B: Margaret CAI					11	11	9	11		Y: Nathalia WERNER					8	6	11	9			
C: Isabella CHUNG					11	4	5	7		Z: Ashley MARTIN					7	11	11	11			
B: Margaret CAI					11	11	11			X: Eliza FORSTER					3	9	9				
A: Antonia ZHANG					12	12	11			Z: Ashley MARTIN					4	10	10	6			
C: Isabella CHUNG					11	6	12	4		Y: Nathalia WERNER					Win	Loss	3	11	14	11	
B: Margaret CAI					2	11	2	7		Z: Ashley MARTIN					2	1	6	11	11		
C: Isabella CHUNG					3	7	9	1		X: Eliza FORSTER					1	2	11	11	11		
A: Antonia ZHANG					3	11	11	11		Y: Nathalia WERNER					1	2	8	2	5		

PLEASE RETURN MATCH BALL WITH SCORESHEET

2012 AUSTRALIAN OPEN TABLE TENNIS CHAMPIONSHIPS

EVENT NO: Y7
 UNDER 21WOMENS TEAMS

ROUND	DAY	TIME	TABLE NO
3	Mon	19:00	2

PRESIDENTS										QUEENSLAND B										
Player's Name					Game					Player's Name					Game					
					1	2	3	4	5						1	2	3	4	5	
A: Susan McDONALD					3	14	11	9	10	X: Rebekah STANLEY					11	12	4	11	12	
B: Jiyang WEI					11	11	11			Y: Shaina GREEN					3	3	6			
C: Catherine DUONG					11	11	11			Z: Matilda ALEXANDERSSON					8	6	7			
B: Jiyang WEI					11	11	11			X: Rebekah STANLEY					4	5	1			
A: Susan McDONALD					9	11	13	12		Z: Matilda ALEXANDERSSON					11	4	11	10		
C: Catherine DUONG					Win	Loss	11	12	11	Y: Shaina GREEN					Win	Loss	6	10	5	
B: Jiyang WEI					3	11	11			Z: Matilda ALEXANDERSSON					3	1	2			
C: Catherine DUONG					3	11	11	11		X: Rebekah STANLEY					1	2	4	5	8	
A: Susan McDONALD					2	1	1	1		Y: Shaina GREEN					3	7	7	6		

PLEASE RETURN MATCH BALL WITH SCORESHEET

2012 AUSTRALIAN OPEN TABLE TENNIS CHAMPIONSHIPS

EVENT NO: Y7
 UNDER 21WOMENS TEAMS

ROUND	DAY	TIME	TABLE NO
4	Tues	12:00	2

QUEENSLAND B										NEW SOUTH WALES										
Player's Name					Game					Player's Name					Game					
					1	2	3	4	5						1	2	3	4	5	
A: Shaina GREEN					14	4	8			X: Samantha ONG					16	11	11			
B: Matilda ALEXANDERSSON					2	6	4			Y: Kai PENG					11	11	11			
C: Rebekah STANLEY					8	4	2			Z: Sarah TAN					11	11	11			
B: Matilda ALEXANDERSSON					11	4	9	3		X: Samantha ONG					8	11	11	11		
A: Shaina GREEN					2	6	1			Z: Sarah TAN					11	11	11			
C: Rebekah STANLEY					Win	Loss	3	9	2	Y: Kai PENG					Win	Loss	11	11	11	
B: Matilda ALEXANDERSSON					3	6	9			Z: Sarah TAN					3	11	11	11		
C: Rebekah STANLEY					3	7	13			X: Samantha ONG					3	11	11	15		
A: Shaina GREEN					3	3	9	3		Y: Kai PENG					3	11	11	11		

PLEASE RETURN MATCH BALL WITH SCORESHEET

2012 AUSTRALIAN OPEN TABLE TENNIS CHAMPIONSHIPS

EVENT NO: Y7
EVENT NAME: UNDER 21WOMENS TEAMS

ROUND	DAY	TIME	TABLE NO
5	Wed	1300	2

NEW SOUTH WALES													NEW SOUTH WALES B												
Player's Name	Game					Player's Name	Game					Matches	Game					Matches							
	1	2	3	4	5		1	2	3	4	5		A	B	C	X	Y		Z	1	2	3	4	5	
A: Kai PENG	12	11	11			X: Margaret CAI	10	8	6			1					1								
B: Sarah TAN	11	11	10	11		Y: Antonia ZHANG	7	5	12	4		1					1								
C: Vanessa TAN	11	11	11			Z: Isabella CHUNG	5	1	6			1					1								
B: Sarah TAN	11	11	15			X: Margaret CAI	1	4	13			1					1								
A: Kai PENG	11	11	11			Z: Isabella CHUNG	1	6	3			1					1								
C: Vanessa TAN	13	12	11			Y: Antonia ZHANG	Win	Loss	11	10	6	1					1								
B: Sarah TAN	3	11	11			Z: Isabella CHUNG	3	6	6			1					1								
C: Vanessa TAN	3	11	11	13		X: Margaret CAI	3	6	7	11		1					1								
A: Samantha ONG	2	1	1	10		Y: Antonia ZHANG	1	2	15	8	13	12	1					1							

Team													Team												
NEW SOUTH WALES													NEW SOUTH WALES B												
Winner													Winner												
Loser													Loser												
Matches													Matches												
8													8												
Games													Games												
1													4												
Captain's Signature													Captain's Signature												

PLEASE RETURN MATCH BALL WITH SCORESHEET

2012 AUSTRALIAN OPEN TABLE TENNIS CHAMPIONSHIPS

EVENT NO: Y7
EVENT NAME: UNDER 21WOMENS TEAMS

ROUND	DAY	TIME	TABLE NO
5	Wed	1300	4

QUEENSLAND													PRESIDENTS												
Player's Name	Game					Player's Name	Game					Matches	Game					Matches							
	1	2	3	4	5		1	2	3	4	5		A	B	C	X	Y		Z	1	2	3	4	5	
A: Ashley MARTIN	11	5	11	5	11	X: Catherine DUONG	9	11	9	11	6	1					1								
B: Eliza FORSTER	11	8	12	11		Y: Susan McDONALD	8	11	10	3		1					1								
C: Natahlia WERNER	3	6	4			Z: Jiyang WEI	11	11	11			1					1								
B: Eliza FORSTER	11	4	7	11		X: Catherine DUONG	8	11	11	13		1					1								
A: Ashley MARTIN	3	3	5			Z: Jiyang WEI	11	11	11			1					1								
C: Natahlia WERNER	Win	Loss	11	8	11	7	Y: Susan McDONALD	Win	Loss	13	11	4	8	11	1	1	2	3							
B: Eliza FORSTER	1	2	8	3		Z: Jiyang WEI	3	1	11			1					1								
C: Natahlia WERNER	3	12	4	4		X: Catherine DUONG	2	1	14	11		1					1								
A: Ashley MARTIN	1	2	12	9	11	7	Y: Susan McDONALD	2	1	10	11	9	11	11	1	1	1	2	3						

Team													Team												
PRESIDENTS													PRESIDENTS												
Winner													Winner												
Loser													Loser												
Matches													Matches												
7													24												
Games													Games												
2													11												
Captain's Signature													Captain's Signature												

PLEASE RETURN MATCH BALL WITH SCORESHEET

2012 Australian Open

EVENT NAME: Men's Singles
EVENT NO: S1

Group A FRI 9.00 T7

NAME	JL	JW	SC	AZ	Win	Lose	Pos
Jin Kwon LEE (KOR)		4,9,6	2,5,4	5,2,6	3	0	1
Jason WONG (SA)	0-3		7,-9,3,7	3,7,4	2	1	2
Stanley CHAN (QLD)	0-3	1-3		0-3	0	3	4
Anthony ZHAO (NSW)	0-3	0-3	10,4,5		1	2	3

Group J FRI 11.00 T6

NAME	CY	MT	BB	BG	Win	Lose	Pos
Xin (Chris) YAN (NSW)		3,8,1	6,9,7	5,3,4	3	0	1
Marc TUNBRIDGE (SA)	0-3		5,3,2	6,2,4	2	1	2
Binayak BANERJEE (WA)	0-3	0-3		1-3	0	3	4
Benjamin GOULD (QLD)	0-3	0-3	0,-9,-6,8		1	2	3

Group B FRI 9.00 T8

NAME	WH	XT	JF	XL	Win	Lose	Pos
William HENZELL (SA)		9,3,4	5,4,10	2,3,0	3	0	1
Xuyen TRAN (NSW)	0-3		3,9,6	7,5,2	2	1	2
Justin FIELD (VIC)	0-3	0-3		1-3	0	3	4
Xiaoyi LI (QLD)	0-3	0-3	6,7,-4,6		1	2	3

Group K FRI 11.00 T7

NAME	WT	IS	GG	DO	Win	Lose	Pos
Wade TOWNSEND (QLD)		1-3	,-13,3,4	8,9,4	2	1	2
Ivan SULFARO (VIC)	0,8,-7,13		,-10,5,6,1	3,9,9	3	0	1
Giovanni GNAPICH (WA)	1-3	1-3		7,2,8	1	2	3
Daniel O'NEILL (QLD)	0-3	0-3	0-3		0	3	4

Group C FRI 9.00 T9

NAME	DK	DT	JT	SE	Win	Lose	Pos
Dong Hoon KANG (KOR)		3,3,-13,5	3,6,6	4,2,7	3	0	1
Derek TUN (VIC)	1-3		0-3	2-3	0	3	4
Janson TRAN (QLD)	0-3	9,14,4		0-3	1	2	3
Sam VON EINEM (SA)	0-3	3,7,11,-8,5	11,6,6		2	1	2

Group L FRI 11.00 T8

NAME	KT	DR	KN	AP	Win	Lose	Pos
Kane TOWNSEND (QLD)		5,-9,7,6	8,5,9	6,4,6	3	0	1
Danny RAUV (NSW)	1-3		7,-10,15	0-3	1	2	3
Khoa Dang Huu NGUYEN (VIET)	0-3	1-3		0-3	0	3	4
An PHAN (SA)	0-3	8,7,4	5,7,9		2	1	2

Group D FRI 9.00 T10

NAME	JH	TL	SP	JM	Win	Lose	Pos
Justin HAN (NSW)		4,2,1	6,3,6	2,2,4	3	0	1
Thahn Duy LE (VIET)	0-3		1-3	7,5,8	1	2	3
Sharad PANDIT (SA)	0-3	9,4,-8,8		4,5,8	2	1	2
Jackson MEYN (QLD)	0-3	0-3	0-3		0	3	4

Group M FRI 11.00 T9

NAME	KT	BT	QC	NY	Win	Lose	Pos
Kiet TRAN (NSW)		5,8,9	5,4,8	6,-9,8,9	3	0	1
Ben TAYLOR (VIC)	0-3		0-3	2-3	0	3	4
Quy CAO (ACT)	0-3	5,10,3		9,-7,3,3	2	1	2
Naoya YAMAMOTO (QLD)	2-3	-11,-13,9	1-3		1	2	3

Group E FRI 11.00 T1

NAME	AN	LH	JD	Win	Lose	Pos
Abraham NG (NSW)		2,2,2	4,9,8	2	0	1
Lam HOANG (SA)	0-3		8,3,-4,5	1	1	2
Jordan DEQUINA (QLD)	0-3	1-3		0	2	3

Group N FRI 11.00 T10

NAME	GL	DF	SA	Win	Lose	Pos
Greg LETTS (WA)		0-3	8,8,18	1	2	2
David FIELDING (QLD)	7,6,9		3,8,-10,9	2	0	1
Stewart ARMSTRONG (QLD)	0-3	1-3		0	3	3

Group F FRI 11.00 T2

NAME	AV	TC	MP	Win	Lose	Pos
Alex VONG (NSW)		2,7,5	7,-9,9,3	2	0	1
Trent COAD (TAS)	0-3		-7,7,8,6	1	1	2
Matthew PETTETT (QLD)	1-3	1-3		0	2	3

Group O FRI 13.00 T1

NAME	HH	JK	NL	BH	Win	Lose	Pos
Heming HU (VIC)		1-3	4,4,-9,2	5,6,5	2	1	2
Jang Ho KIM (KOR)	7,-5,9,6		3,3,4	7,7,8	3	0	1
Nicholas LEE (NSW)	1-3	0-3		1-3	0	3	4
Ben HOUGHTON (QLD)	0-3	0-3	0,5,-10,7		1	2	3

Group G FRI 11.00 T3

NAME	RF	DS	RC	CT	Win	Lose	Pos
Robert FRANK (VIC)		7,3,-9,9	6,4,5	3,7,6	3	0	1
Dean STRETTON (NSW)	1-3		2,4,5	4,4,7	2	1	2
Ryan CHALMERS (TAS)	0-3	0-3		6,4,9	1	2	3
Corey TSCHIRPIG (QLD)	0-3	0-3	0-3		0	3	4

Group P FRI 13.00 T2

NAME	YL	NH	JO	Win	Lose	Pos
Yi-Sien LIN (NZ)		9,9,7	8,10,9	2	0	1
Nathan VAN DER Heiden (VIC)	0-3		,-9,4,9,7	1	1	2
Jay ONG (NSW)	0-3	1-3		0	2	3

Group H FRI 11.00 T4

NAME	BL	JA	JS	TN	Win	Lose	Pos
Bruno LEVIS SOTO (QLD)		1,8,8	3,1,5	3,7,7	3	0	1
Josh ALEXANDRE (NZ)	0-3		1,2,2	1-3	1	2	3
Josh SUMMERS (TAS)	0-3	0-3		0-3	0	3	4
Tin NGO (NSW)	0-3	10,8,9,4	8,5,3		2	1	2

Group Q FRI 13.00 T3

NAME	DC	MP	JD	BS	Win	Lose	Pos
Dillon CATHCART (VIC)		8,4,-7,4	4,9,5	5,11,5	3	0	1
Mark PAGE (NZ)	1-3		0-3	4,8,12	1	2	3
Jake DUFFY (QLD)	0-3	10,6,10		,-2,-9,9,-12	2	1	2
Brandon SO (NSW)	0-3	0-3	2-3		0	3	4

Group I FRI 11.00 T5

NAME	DP	ET	SB	CB	Win	Lose	Pos
David POWELL (VIC)		5,3,8	8,7,7	1-3	2	1	1
Erny TSAO (NSW)	0-3		,-9,5,4,9	8,-8,8,5	2	1	2
Seref BAKANAY (QLD)	0-3	2-3		8,-9,10,8	1	2	3
Colin BOWLER (WA)	4,11,2,9	1-3	2-3		1	2	4

Group R FRI 13.00 T4

NAME	ZC	VT	JS	Win	Lose	Pos
Zhiyang CHENG (NZ)		1-3	1-3	0	2	3
Vincent TRAN (NSW)	6,-4,6,8		0-3	1	1	2
Jonathan SCHUBERT (SA)	-8,4,8,5	6,6,1		2	0	1

2012 AUSTRALIAN OPEN TABLE TENNIS CHAMPIONSHIPS

MEN'S SINGLES

SEEDINGS

- 1 LEE Jin Kwon (KOR)
- 2 William HENZELL (SA)
- 3 KANG Dong Hoon (KOR)
- 4 Justin HAN (NSW)
- 5 CHOI Wan Jin (KOR)
- 6 LEE Seung Eyeok (KOR)
- 7 Robert FRANK (VIC)
- 8 Bruno LEVIS SOTO (QLD)

TOP HALF

	J K LEE (KOR)				
	Fri 1940 T 1 S105	J K LEE (KOR)			
		4,7, 5, 4			
	S VON EINEM (SA)				
		Fri 2100 T 10 S121		J K LEE (KOR)	
				6, 7, 7, 4	
	E TSAO (NSW)				
	Fri 1940 T 2 S106	E TSAO (NSW)			
		5, -3, 4, 4, 10			
	D CATHCART (VIC)				
				Sat 1000 T 4 S129	J K LEE (KOR)
					6,6,6,7
	Y LIN (NZ)				
	Fri 2020 T 10 S107	A VONG (NSW)			
		5, 6, -5, -7, 11, -3, 9			
	A VONG (NSW)				
		Fri 2100 T 9 S122		B LEVIS (QLD)	
				7, 9, 5, -10, 9	
M TUNBRIDGE (SA)	G LETTS (WA)				
Fri 1900 T 1 S101	-11, 3, 7, 9, -6, -8, 10				
G LETTS (WA)	Fri 1940 T 3 S108	B LEVIS (QLD)			
		4, 4, 6, 8			
	B LEVIS (QLD)				
					J K LEE (KOR)
					2,9,8,-9,5
	R FRANK (VIC)				
	Fri 1940 T 4 S109	R FRANK (VIC)			
		2, 5, 6, 9			
	L HOANG (SA)				
		Fri 2100 T 8 S123		J H KIM (KOR)	
				9, -6, 6, 7, -3, 3	
	X TRAN (NSW)				
	Fri 1940 T 5 S110	J H KIM (KOR)			
		3, 6, 4, 5			
	J H KIM (KOR)				
				Sat 1000 T 1 S130	J H KIM (KOR)
					8,-6,8,-7,-9,7,7
	J SCHUBERT (SA)				
	Fri 1940 T 10 S111	W TOWNSEND (QLD)			
		6, 2, 6, 6			
W TOWNSEND (QLD)	W TOWNSEND (QLD)				
Fri 1900 T 2 S102	4, 5, 4, 8				
Q CAO (ACT)		Fri 2100 T 7 S124		J HAN (NSW)	
				3, -12, 5, 3, 5	
	A PHAN (SA)				
	Fri 2020 T 9 S112	J HAN (NSW)			
		3, 5, 5, 6			
	J HAN (NSW)				
		Final			
				Sat 1545 T 1 S135	

2012 AUSTRALIAN OPEN TABLE TENNIS CHAMPIONSHIPS

SEEDINGS

MEN'S SINGLES

- 1 LEE Jin Kwon (KOR)
- 2 William HENZELL (SA)
- 3 KANG Dong Hoon (KOR)
- 4 Justin HAN (NSW)
- 5 CHOI Wan Jin (KOR)
- 6 LEE Seung Eyeok (KOR)
- 7 Robert FRANK (VIC)
- 8 Bruno LEVIS SOTO (QLD)

TOP HALF		BOTTOM HALF			
	D H KANG (KOR)				
	Fri 2020 T 8 S113	D H KANG (KOR)			
	J WONG (SA)	3, 2, 6, 4			
		Fri 2100 T 6 S125		D H KANG (KOR)	
				2, 5, 8, 7	
N VAN DER HEIDEN (VIC)	N VAN DER HEIDEN (VIC)				
Fri 1900 T 3 S103	Fri 2020 T 7 S114	K TRAN (NSW)			
J DUFFY (QLD)		8, 5, 5, 6			
	K TRAN (NSW)				
				Sat 1000 T 2 S131	D H KANG (KOR)
					2,7,-5,12,8
	K TOWNSEND (QLD)				
	Fri 2020 T 6 S115	K TOWNSEND (QLD)			
	S PANDIT (SA)	3, 9, 4, 9			
		Fri 2100 T 4 S126		K TOWNSEND (QLD)	
				-5, 10, -8, -7, 4, 10, 4	
	D STRETTON (NSW)				
	Fri 2020 T 5 S116	D POWELL (VIC)			
	D POWELL (VIC)	9, 3, -9, 9, 4			
					D H KANG (KOR)
					7,-6,7,-14,1,7
	X (Chris) YAN (NSW)				
	Fri 2020 T 4 S117	X (Chris) YAN (NSW)			
	H HU (VIC)	10, 6, -8, 6, -7, 9			
H HU (VIC)	-11, 2, 3, 3, 3				
Fri 1900 T 4 S104		Fri 2100 T 3 S127		X (Chris) YAN (NSW)	
V TRAN (NSW)				7, 7, 8, 7	
	T COAD (TAS)				
	Fri 2020 T 2 S118	D FIELDING (QLD)			
	D FIELDING (QLD)	6, 13, 9, 1			
				Sat 1000 T 3 S132	X (Chris) YAN (NSW)
					w/o
	I SULFARO (VIC)				
	Fri 2020 T 3 S119	I SULFARO (VIC)			
	T NGO (NSW)	12, 7, -8, -3, 4, 4			
		Fri 2100 T 2 S128		W HENZELL (SA)	
				-13, 3, 2, 4, 3	
	A NG (NSW)				
	Fri 2020 T 1 S120	W HENZELL (SA)			
	W HENZELL (SA)	7, 7, 5, 5			
		Final		D H KANG (KOR)	
				6,-8,-9,6,7,2	

2012 Australian Open

Women's Singles Round Robin

Event **S2**

Group A FRI 13.00 T5

NAME	JL	VT	NW		Win	Lose	Pos
Jian Fang LAY (VIC)		4,6,2	1,2,2		2	0	1
Vanessa TAN (NSW)	0-3		8,5,9		1	1	2
Natalia WERNER (QLD)	0-3	0-3			0	2	3

Group B FRI 14.00 T5

NAME	MK	MB	AD	SG	Win	Lose	Pos
Min Hee KIM (KOR)		7,3,4	3,7,4	2,2,6	3	0	1
Michelle BEAUMONT (NSW)	0-3		8,-8,8,10	3,4,4	2	1	2
Anna DU (VIC)	0-3	1-3		3,1,6	1	2	3
Shaina Green (QLD)	0-3	0-3	0-3		0	3	4

Group C FRI 13.00 T6

NAME	ZZ	MT	EF		Win	Lose	Pos
Ziyu (Sally) ZHANG (NSW)		2,2,6	4,8,8		2	0	1
Melissa TAPPER (VIC)	0-3		7,3,4		1	1	2
Eliza FORSTER (QLD)	0-3	0-3			0	2	3

Group D FRI 13.00 T7

NAME	HL	SS	IW	HM	Win	Lose	Pos
Hyun Ju LEE (KOR)		4,-6,7,7	5,2,-7,3	4,7,6	3	0	1
Stephanie SANG (VIC)	1-3		5,7,3	-5,-10,7	2	1	2
Ivett WEININGER (QLD)	1-3	0-3		0-3	0	3	4
Hang MAI (NSW)	0-3	2-3	7,3,2		1	2	3

Group E FRI 13.00 T8

NAME	MM	KP	NP	CZ	Win	Lose	Pos
Miao MIAO (VIC)		0-3	7,5,-9,5	3,5,6	2	1	2
Kai PENG (NSW)	7,7,4		3,11,9	12,12,5	3	0	1
Natalie PATERSON (NZ)	1-3	0-3		9,5,5	0	3	4
Ci Ci ZHONG (QLD)	0-3	0-3	0-3		1	2	3

Group F FRI 13.00 T9

NAME	JH	CC	AS		Win	Lose	Pos
Ji Na HWANG (KOR)		6,6,3	3,5,1		2	0	1
Chermaine CHEN (NSW)	0-3		2,5,5		1	1	2
Armindeep SINGH (NZ)	0-3	0-3			0	2	3

Group G FRI 13.00 T10

NAME	VT	VY	ML		Win	Lose	Pos
Vivian TAN (NSW)		-4,8,9,4	4,6,2		2	0	1
Vicky YANG (NZ)	1-3		4,4,4		1	1	2
Mariana LEE (QLD)	0-3	0-3			0	2	3

Group H FRI 15.00 T1

NAME	CC	MK	ST	SW	Win	Lose	Pos
Claire CAMPBELL-INNES (QLD)		1-3	5,5,9	6,1,1	2	1	2
Mi Jeong KIM (KOR)	9,-8,8,7		8,4,1	5,4,3	3	0	1
Sarah TAN (NSW)	0-3	0-3		6,4,8	1	2	3
Sabine WESTENRA (NZ)	0-3	0-3	0-3		0	3	4

Group I FRI 15.00 T2

NAME	PC	SO	JM	VB	Win	Lose	Pos
Peri CAMPBELL-INNES (QLD)		9,8,8	5,3,8	2-3	2	1	2
Samantha ONG (NSW)	0-3		0-3	0-3	0	3	4
Jessica MACASKILL (NZ)	0-3	7,7,7		0-3	1	2	3
Vy BUI (SA)	-7,9,-7,5	7,7,5	9,6,6		3	0	1

2012 AUSTRALIAN OPEN TABLE TENNIS CHAMPIONSHIPS

WOMEN'S SINGLES

SEEDINGS

- 1 Jian Fang LAY (VIC)
- 2 KIM Min Hee (KOR)
- 3 Ziyu (Sally) ZHANG (NSW)
- 4 LEE Hyun Ju (KOR)
- 5 Miao MIAO (VIC)
- 6 HWANG Ji Na (KOR)
- 7 Vivian TAN (NSW)
- 8 Claire CAMPBELL-INNES (QLD)

	J F LAY (VIC)				
	Fri 2140 T 5 S202	J F LAY (VIC)	7, 6, -10, 6, 6		
	P CAMPBELL-INNES (QLD)			Sat 1030 T 9 S21C	HWANG J N (KOR)
					6,-6,4,7,-8,9
M BEAUMONT (NSW)	M MIAO (VIC)				
Fri 2100 T 1 S200	6, 8, 3, -8, 4	HWANG J N (KOR)	9, 9, -10, -9, 3, 8		
M MIAO (VIC)	Fri 2140 T 4 S203			Sat 1130 T 7 S214	HWANG J N (KOR)
	HWANG J N (KOR)				-5, 4, -10, 7, 11, 9
Vivian TAN (NSW)		Vivian TAN (NSW)	5,-3,6,6,2		
	Fri 2140 T 3 S204			Sat 1030 T 6 S211	Vivian TAN (NSW)
	M TAPPER (VIC)				-4,5,10,-8,7,6
	C CAMPBELL-INNES (QLD)				
	Fri 2140 T 2 S205	LEE H J (KOR)	8, -6, 6, 9, 5		
	LEE H J (KOR)				HWANG J N (KOR)
					-3,8,-4,-5,10,9,13
Z ZHANG (NSW)		S SANG (VIC)	8, 6, 3, -10, 8		
	Fri 2140 T 1 S206			Sat 1030 T 7 S212	KIM M J (KOR)
	S SANG (VIC)				6,8,-2,7,-9,9
V BUI (SA)		KIM M J (KOR)	6, -3, 7, -9, 3, 9		
	Fri 2140 T 6 S207			Sat 1130 T 9 S215	KIM M H (KOR)
	KIM M J (KOR)				4,7,5,10
K PENG (NSW)		V YANG (NZ)	5, 9, 9, 7		
	Fri 2140 T 7 S208			Sat 1030 T 8 S213	KIM M H (KOR)
Vanessa TAN (NSW)	V YANG (NZ)				3,8,2,-8,4
Fri 2100 T 5 S201	5, 3, 1, 6				
V YANG (NZ)		KIM M H (KOR)	5, 8, 8, 5		
C CHEN (NSW)					
	Fri 2140 T 8 S209				
	KIM M H (KOR)				

2012 AUSTRALIAN OPEN TABLE TENNIS CHAMPIONSHIPS

MEN'S DOUBLES

SEEDINGS

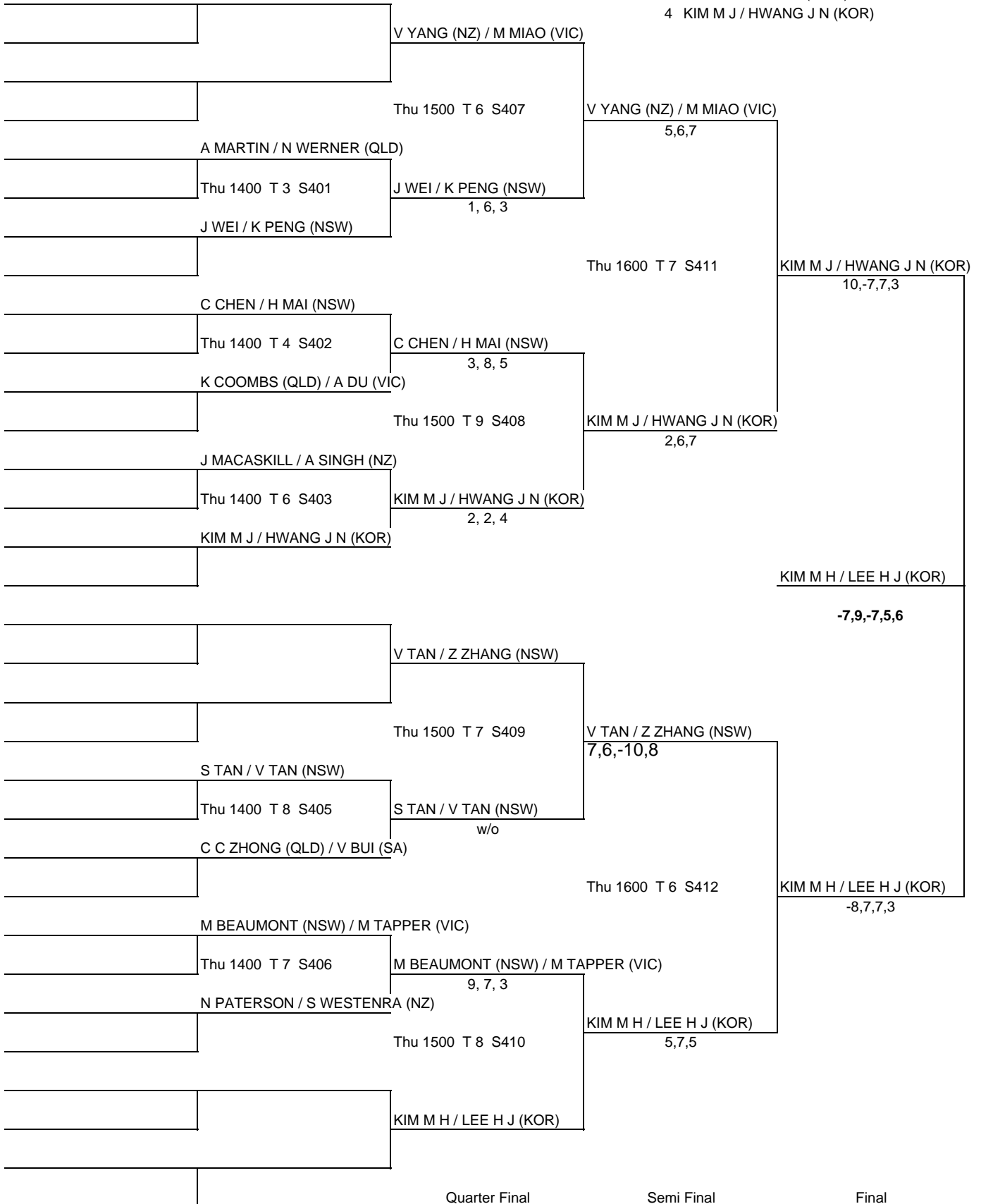
MEN'S DOUBLES		SEEDINGS
	LEE J K / KANG D H (KOR)	1 LEE J K / KANG D H (KOR)
	LEE J K / KANG D H (KOR) 6,9,4	2 W HENZELL (SA) / R FRANK (VIC)
D O'NEILL / N YAMAMOTO (QLD)	-4,9,-8,7,4	3 CHOI W J / LEE S E (KOR)
L HOANG / A PHAN (SA)		4 J HAN / X YAN (NSW)
I SULFARO / D TUN (VIC)	D STRETTON / E TSAO (NSW)	5 K TOWNSEND / W TOWNSEND (QLD)
D STRETTON / E TSAO (NSW)	4,-5,3,7	6 H HU / D POWELL (VIC)
C BOWLER / G GNAPICH (W K TOWNSEND / W TOWNSEND (QLD)		7 D FIELDING / B LEVIS SOTO (QLD)
K TOWNSEND / W TOWNSEND (QLD)	4,2,9	8 J ALEXANDRE / Z CHENG (NZ)
H HU / D POWELL (VIC)	H HU / D POWELL (VIC)	LEE J K / KANG D H (KOR)
J ONG / V TRAN (NSW)	8,9,6	2,6,7
J SCHUBERT / M TUNBRIDGE (SA)	-4,4,7,-7,10	
J SCHUBERT / M TUNBRIDGE (SA)	4, 5, 5	
J FIELD / B TAYLOR (VIC)		LEE J K / KANG D H (KOR)
J SUMMERS (TAS) / B GOULY LIN / M PAGE (NZ)	3,2,6	2,6,7
Y LIN / M PAGE (NZ)		
J HAN / X YAN (NSW)	-6,8,4,7	
		LEE J K / KANG D H (KOR)
A VONG / A NG (NSW)	A VONG / A NG (NSW)	4,10,-9,5
B BANERJEE / G LETTS (WAD CATHCART / N VAN DER HEIDEN (VIC)	8,7,8	
D CATHCART / N VAN DER HEIDEN (VIC)		LEE J K / KANG D H (KOR)
T D LE / K D H NGUYEN (VIE)	T D LE / K D H NGUYEN (VIE)	4,10,-9,5
D RAUV / B SO (NSW)	6, 12, -5, -7, 9	
S VON EINEM / J WONG (SA D FIELDING / B LEVIS SOTO (QLD)	7, 10, 7	LEE J K / KANG D H (KOR)
D FIELDING / B LEVIS SOTO (QLD)		4,10,-9,5
J ALEXANDRE / Z CHENG (N Q CAO (ACT) / KIM J H (KOR)	-9, 5, -7, 8, 5	LEE J K / KANG D H (KOR)
Q CAO (ACT) / KIM J H (KOR)		4,10,-9,5
J DUFFY / B HOUGHTON (QI J DUFFY / B HOUGHTON (QLD)	7,4,6	
N LEE / A ZHAO (NSW)	9, 5, -10, 5	LEE J K / KANG D H (KOR)
X TRAN / K TRAN (NSW)	X TRAN / K TRAN (NSW)	4,10,-9,5
R CHALMERS / T COAD (TAS)	5, 8, 6	
W HENZELL (SA) / R FRANK (VIC)	-11,12,9,5	LEE J K / KANG D H (KOR)
		4,10,-9,5

2012 AUSTRALIAN OPEN TABLE TENNIS CHAMPIONSHIPS

WOMEN'S DOUBLES

SEEDINGS

- 1 J F LAY / M MIAO (VIC)
- 2 KIM M H / LEE H J (KOR)
- 3 V TAN / Z ZHANG (NSW)
- 4 KIM M J / HWANG J N (KOR)

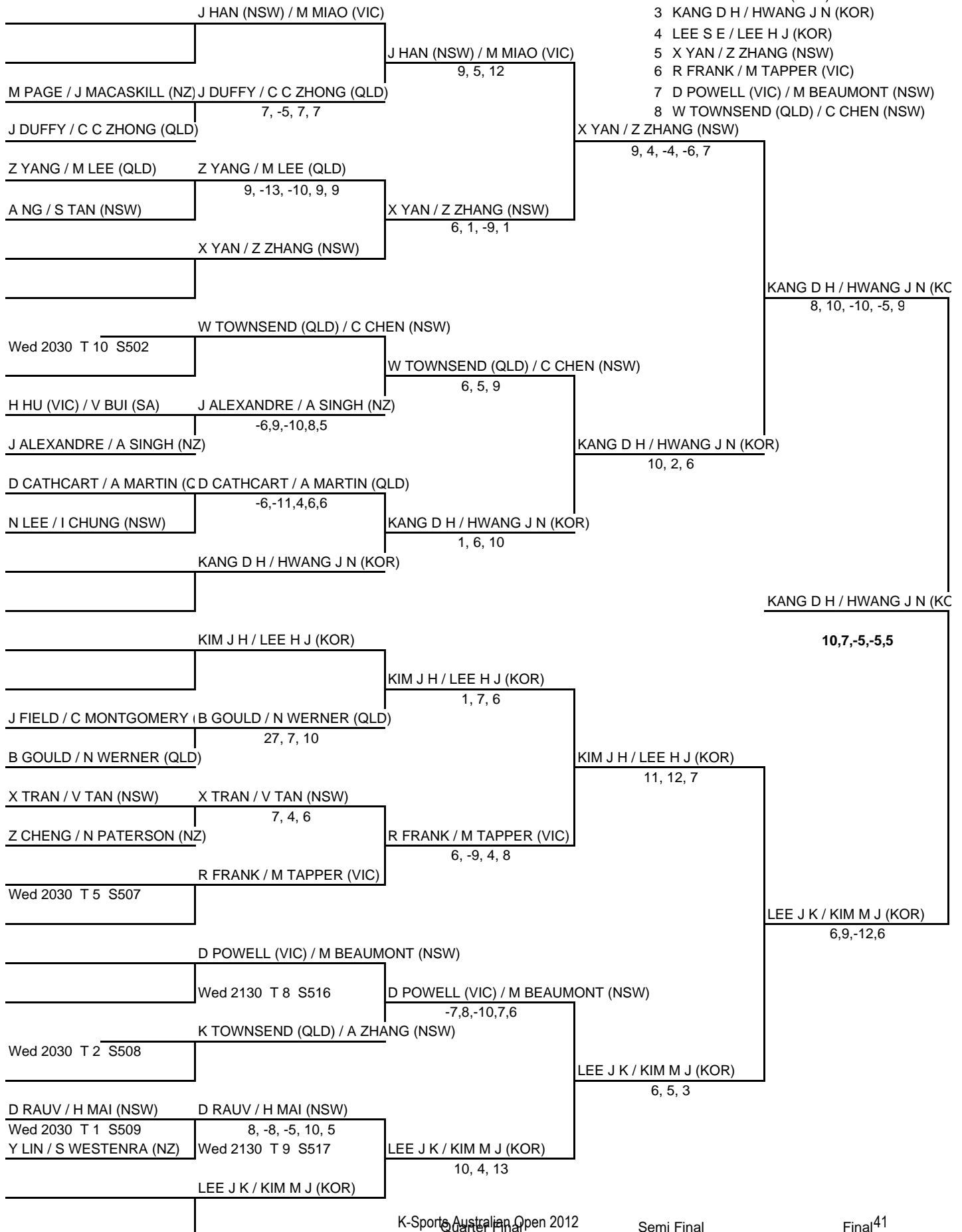


2012 AUSTRALIAN OPEN TABLE TENNIS CHAMPIONSHIPS

MIXED DOUBLES

SEEDINGS

- 1 W HENZELL (SA) / M MIAO (VIC)
- 2 LEE J K / KIM M J (KOR)
- 3 KANG D H / HWANG J N (KOR)
- 4 LEE S E / LEE H J (KOR)
- 5 X YAN / Z ZHANG (NSW)
- 6 R FRANK / M TAPPER (VIC)
- 7 D POWELL (VIC) / M BEAUMONT (NSW)
- 8 W TOWNSEND (QLD) / C CHEN (NSW)



2012 Australian Open

EVENT NAME: Under 21 Men's Singles

EVENT NO: Y1

Group A THU 19.00 T1

NAME	JS	DF	JW		Win	Lose	Pos
Josh Summers (TAS)		0-3	0-3		0	2	3
Dale FENWICK (QLD)	11,6,6		0-3		1	1	2
Jason WONG (SA)	4,5,6	4,9,8			2	0	1

Group B THU 19.00 T10

NAME	DP	BS	JD		Win	Lose	Pos
David POWELL (VIC)		3,7,2	4,1,6		2	0	1
Brandon SO (NSW)	0-3		11,12,11		1	1	2
Jordan DEQUINA (QLD)	0-3	0-3			0	2	3

Group C THU 19.00 T2

NAME	KT	JF	NL		Win	Lose	Pos
Kane TOWNSEND (QLD)		6,3,7	3,7,4		2	0	1
Justin FIELD (VIC)	0-3		9,9,12		1	1	2
Nicholas LEE (NSW)	0-3	0-3			0	2	3

Group D THU 19.00 T3

NAME	HH	RT	LH		Win	Lose	Pos
Heming HU (VIC)		9,7,3	3,15,6		2	0	1
Rhys THOMAS (QLD)	0-3		5,4,6		1	1	2
Lam HOANG (SA)	0-3	0-3			0	2	3

Group E THU 19.00 T4

NAME	DC	AZ	NY	CT	Win	Lose	Pos
Dillon CATHCART (VIC)		-8,2,5,8	7,8,-11,5	6,4,7	3	0	1
Anthony ZHAO (NSW)	1-3		0-3	1-3	0	3	4
Naoya YAMAMOTO (QLD)	1-3	10,8,8		9,-8,5,3	2	1	2
Corey TSCHIRPIG (QLD)	0-3	6,-3,2,10	1-3		1	2	3

Group F THU 19.00 T5

NAME	ZC	IS	AN	BH	Win	Lose	Pos
Zhiyang CHENG (NZ)		2-3	3,5,6	6,11,-8,9	2	1	1
Ivan SULFARO (VIC)	-7,-4,7,12,8		10,6,6	2-3	2	1	2
Abraham NG (NSW)	0-3	0-3		1-3	0	3	4
Ben HOUGHTON (QLD)	1-3	11,11,6,-9,1	5,-6,8,9		2	1	3

Group G THU 19.00 T6

NAME	ET	DT	JD	TC	Win	Lose	Pos
Erny TSAO (NSW)		-8,7,9,8	13,8,-9,3	2,2,9	3	0	1
Derek TUN (VIC)	1-3		1-3	-8,4,7,-8,5	1	2	3
Jake DUFFY (QLD)	1-3	-3,5,7,9		9,2,7	2	1	2
Trent COAD (TAS)	0-3	2-3	0-3		0	3	4

Group H THU 19.00 T7

NAME	DF	JO	MP	BT	Win	Lose	Pos
David FIELDING (QLD)		4,3,4	5,3,-8,10	8,6,7	3	0	1
Jay ONG (NSW)	0-3		5,5,8	9,10,3	2	1	2
Mathew PETTETT (QLD)	1-3	0-3		0-3	0	3	4
Ben TAYLOR (VIC)	0-3	0-3	7,8,4		1	2	3

Group I THU 19.00 T8

NAME	DR	ZY	SE		Win	Lose	Pos
Danny RAUV (NSW)		12,7,-9,3	9,4,3		2	0	1
Zhen YANG (QLD)	1-3		0-3		0	2	3
Sam VON EINEM (SA)	0-3	4,10,2			1	1	2
							5

Group J THU 19.00 T9

NAME	NH	VT	RC	BG	Win	Lose	Pos
Nathan VAN DER HEIDEN (VIC)		10,15,5	5,6,4	6,5,2	3	0	1
Vincent TRAN (NSW)	0-3		9,5,-10,-9,9	8,6,5	2	1	2
Ryan CHALMERS (TAS)	0-3	2-3		0-3	0	3	4
Benjamin GOULD (QLD)	0-3	0-3	8,2,8		1	2	3

2012 AUSTRALIAN OPEN TABLE TENNIS CHAMPIONSHIPS

UNDER 21 MEN'S SINGLES

SEEDINGS

- 1 LEE Seung Eyeok (KOR)
- 2 David POWELL (VIC)
- 3 Kane TOWNSEND (QLD)
- 4 Heming HU (VIC)
- 5 Dillon CATHCART (VIC)
- 6 Zhiyang CHENG (NZ)
- 7 Erny TSAO (NSW)
- 8 David FIELDING (QLD)

	D POWELL (VIC)			
	Fri 1615 T 10 Y105	D POWELL (VIC)		
		7,9,9,-8,5		
	V TRAN (NSW)			
		Fri 1715 T 8 Y113	D POWELL (VIC)	
			8, 4, -9, 6, 8	
	J FIELD (VIC)			
	Fri 1615 T 9 Y106	D FIELDING (QLD)		
		8,-8,6,6,-6,1		
	D FIELDING (QLD)			
			Fri 1815 T 6 Y117	D POWELL (VIC)
	D RAUV (NSW)			
	6,5,-8,-8,8,-3,10			
	Fri 16.15 T 3 Y107	I SULFARO (VIC)		
		10,7,10,3		
	J DUFFY (QLD)			
	Fri 1530 T 7 Y101	I SULFARO (VIC)		
	I SULFARO (VIC)			
		Fri 1715 T 9 Y114	D CATHCART (VIC)	
			6, 7, 7, 11	
	J WONG (SA)	J WONG (SA)		
	Fri 1530 T 6 Y102	7,9,12,6		
	R THOMAS (QLD)	Fri 1615 T 7 Y108	D CATHCART (VIC)	
			7,7,6,5	
	D CATHCART (VIC)			
				D POWELL (VIC)
				7,6,-8,6,6
	H HU (VIC)			
	Fri 1615 T 6 Y109	H HU (VIC)		
		8,1,5,12		
	D FENWICK (QLD)	J ONG (NSW)		
	Fri 1530 T 8 Y103	3,7,5,7		
	J ONG (NSW)		Fri 1715 T 7 Y115	H HU (VIC)
				10, -9, -7, 7, -10, 4, 8
	S VON EINEM (SA)	N YAMAMOTO (QLD)		
	Fri 1530 T 10 Y104	6,10,4,-8,-7,10		
	N YAMAMOTO (QLD)	Fri 1615 T 4 Y110	E TSAO (NSW)	
			10,-9,4,11,8	
	E TSAO (NSW)			
				Fri 1815 T 8 Y118
	Z CHENG (NZ)			H HU (VIC)
				-5, -9, 10, 15, 9, 9
	Fri 16.15 T 5 Y111	N VAN DER HEIDEN (VIC)		
		-6,8,9,9,-7,4		
	N VAN DER HEIDEN (VIC)			
		Fri 1715 T 6 Y116	K TOWNSEND (QLD)	
			5, 0, 8, 6	
	B SO (NSW)			
	Fri 1615 T 8 Y112	K TOWNSEND (QLD)		
		9,6,12,5		
	K TOWNSEND (QLD)			

2012 Australian Open

EVENT NAME: Under 21 Women's Singles
EVENT NO: Y2

Group A FRI 9.00 T6

NAME	MK	AM	MC		Win	Lose	Pos
Min Hee KIM (KOR)		3,3,4	3,1,6		2	0	1
Ashley MARTIN (QLD)	0-3		6,5,8		1	1	2
Margaret CAI (NSW)	0-3	0-3			0	2	3

Group B FRI 10.00 T6

NAME	HL	MA	JW		Win	Lose	Pos
Hyun Ju LEE (KOR)		3,5,2	2,10,14		2	0	1
Matilda ALEXANDERSSON (QLD)	0-3		0-3		0	2	3
Jiaying WEI (NSW)	0-3	4,4,3			1	1	2

Group C FRI 9.00 T1

NAME	JH	CD	AZ	NW	Win	Lose	Pos
Ji Na HWANG (KOR)		4,1,4	1,1,2	2,2,1	3	0	1
Catherine DUONG (VIC)	0-3		5,-5,3,1	5,7,4	2	1	2
Antonia ZHANG (NSW)	0-3	1-3		12,1,5,	1	2	3
Natalia WERNER (QLD)	0-3	0-3	1-3		0	3	4

Group D FRI 9.00 T2

NAME	AD	VY	KH		Win	Lose	Pos
Anna DU (VIC)		0-3	6,4,1		1	1	2
Vicky YANG (NZ)	8,6,9		4,4,5		2	0	1
Kerryn HUNT-FENTON (QLD)	0-3	0-3			0	2	3

Group E FRI 9.00 T3

NAME	VB	CZ	SO	SG	Win	Lose	Pos
Vy BUI (SA)		0-3	7,6,8	4,3,12	2	1	2
Ci Ci ZHONG (QLD)	13,12,7		8,8,4	6,7,1	3	0	1
Samantha ONG (NSW)	0-3	0-3		8,5,7	1	2	3
Shaina Green (QLD)	0-3	0-3	0-3		0	3	4

Group F FRI 9.00 T4

NAME	NP	ST	KP	EF	Win	Lose	Pos
Natalie PATERSON (NZ)		9,9,3,-7,1	1-3	6,9,4	2	1	2
Sarah TAN (NSW)	2-3		1-3	4,2,10	1	2	3
Kai PENG (NSW)	7,4,-9,2		10,4,10,6	10,3,4	3	0	1
Eliza FORSTER (QLD)	0-3	0-3	0-3		0	3	4

Group G FRI 9.00 T 5

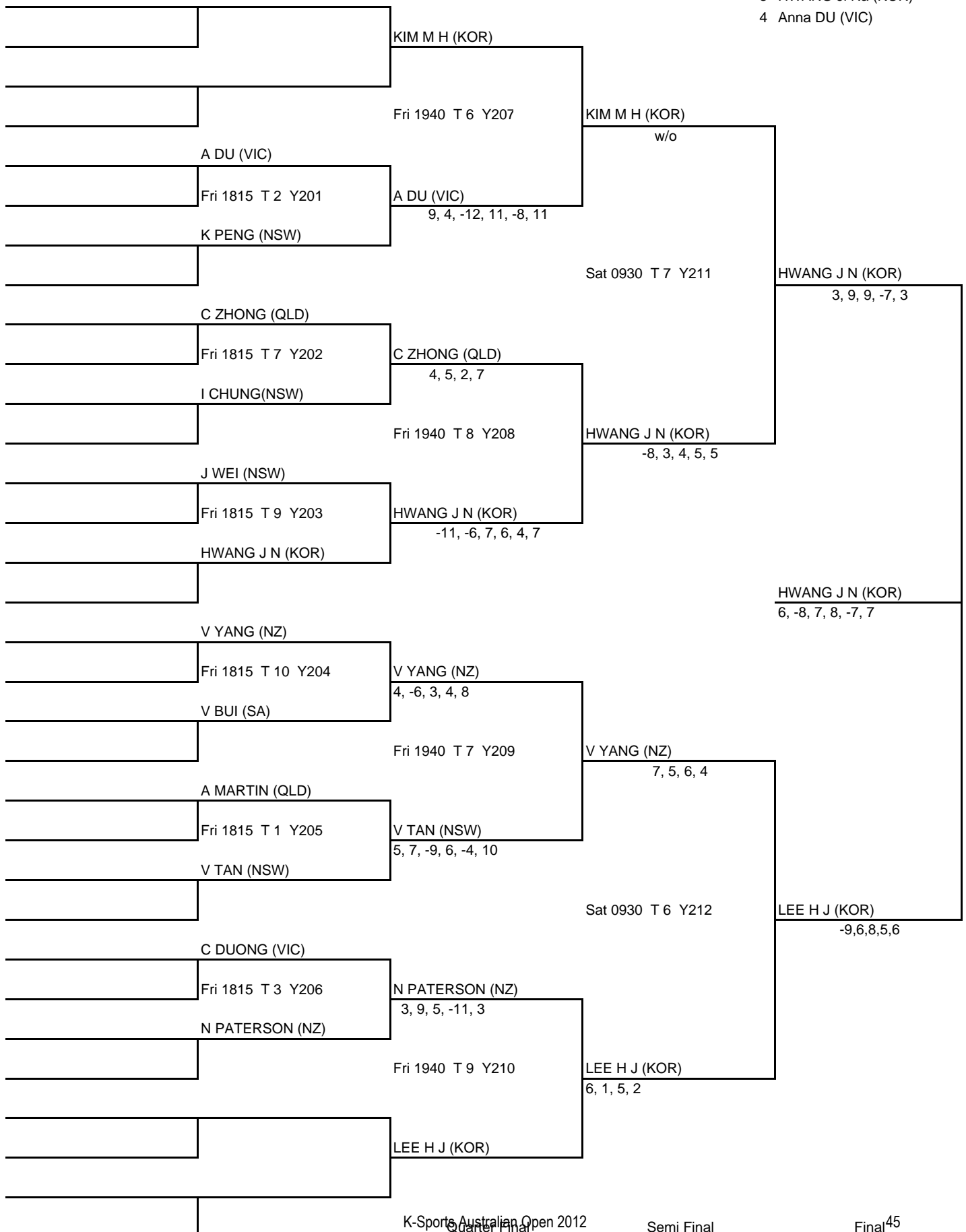
NAME	VT	IC	DT		Win	Lose	Pos
Vanessa TAN (NSW)		6,6,11	7,5,7		2	0	1
Isabella CHUNG (NSW)	0-3		3,7,3		1	1	2
Danni-Elle TOWNSEND (QLD)	0-3	0-3			0	2	3

2012 AUSTRALIAN OPEN TABLE TENNIS CHAMPIONSHIPS

UNDER 21 WOMEN'S SINGLES

SEEDINGS

- 1 KIM Min Hee (KOR)
- 2 LEE Hyun Ju (KOR)
- 3 HWANG Ji Na (KOR)
- 4 Anna DU (VIC)

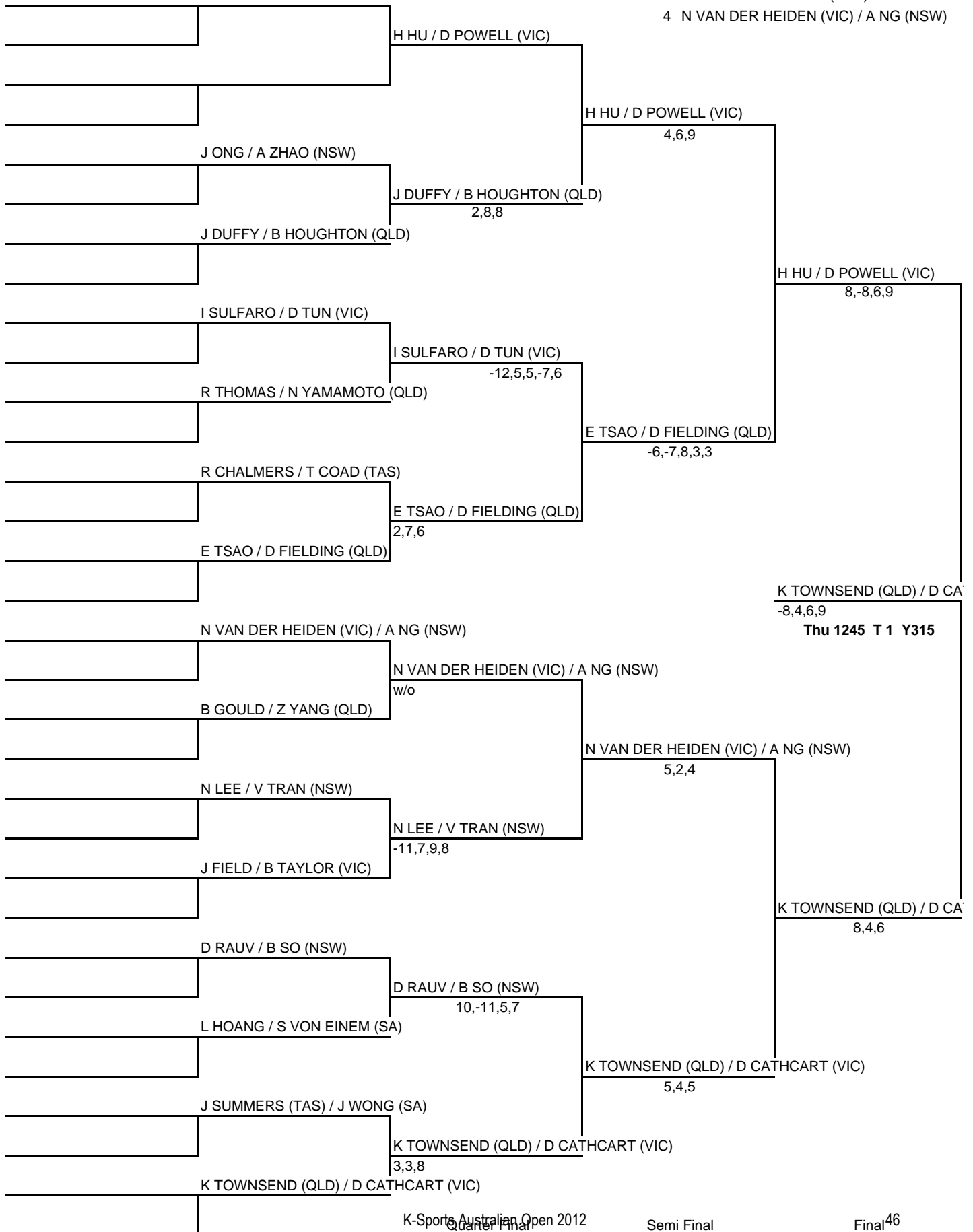


2012 AUSTRALIAN OPEN TABLE TENNIS CHAMPIONSHIPS

UNDER 21 MEN'S DOUBLES

SEEDINGS

- 1 H HU / D POWELL (VIC)
- 2 K TOWNSEND (QLD) / D CATHCART (VIC)
- 3 E TSAO / D FIELDING (QLD)
- 4 N VAN DER HEIDEN (VIC) / A NG (NSW)



2012 AUSTRALIAN OPEN TABLE TENNIS CHAMPIONSHIPS

UNDER 21 WOMEN'S DOUBLES

SEEDINGS

- 1 KIM M H / LEE H J (KOR)
- 2 K COOMBS (QLD) / A DU (VIC)



2012 AUSTRALIAN OPEN TABLE TENNIS CHAMPIONSHIPS

UNDER 21 MIXED DOUBLES

SEEDINGS

- 1 LEE S E / LEE H J (KOR)
- 2 D POWELL / A DU (VIC)
- 3 D CATHCART (VIC) / V BUI (SA)
- 4 Z CHENG / N PATERSON (NZ)

