



Results

Event: Australian Junior Championships
Dates: 26th September to 2nd October 2010
Venue: Runaway Bay, Queensland

2010 AUSTRALIAN JUNIOR TABLE TENNIS CHAMPIONSHIPS

TEAM RESULTS

UNDER 18 BOYS

MATCH SCORES														
TEAMS		1	2	3	4	5	6	7	8	9	10	WINS	MP	PLACE
1	VICTORIA		5-4	7-2	8-1	9-0	8-1	9-0	9-0	9-0	9-0	9	18	1
2	NEW ZEALAND	4-5		6-3	7-2	8-1	8-1	9-0	9-0	9-0	9-0	8	17	2
3	NEW SOUTH WALES	2-7	3-6		7-2	7-2	6-3	6-3	9-0	7-2	9-0	7	16	3
4	QUEENSLAND	1-8	2-7	2-7		7-2	6-3	9-0	9-0	9-0	8-1	6	15	4
5	SOUTH AUSTRALIA	0-9	1-8	2-7	2-7		3-6	8-1	6-3	7-2	6-3	4	13	6
6	VICTORIA "B"	1-8	1-8	3-6	3-6	6-3		9-0	9-0	9-0	9-0	5	14	5
7	WESTERN AUSTRALIA	0-9	0-9	3-6	0-9	1-8	0-9		5-4	8-1	3-6	2	11	8
8	TASMANIA	0-9	0-9	0-9	0-9	3-6	0-9	4-5		4-5	4-5		9	10
9	NORTHERN TERRITORY	0-9	0-9	2-7	0-9	2-7	0-9	1-8	5-4		2-7	1	10	9
10	PRESIDENTS	0-9	0-9	0-9	1-8	3-6	0-9	6-3	5-4	7-2		3	12	7

2010 AUSTRALIAN JUNIOR TABLE TENNIS CHAMPIONSHIPS

TEAM RESULTS

UNDER 15 GIRLS

MATCH SCORES											
TEAMS		1	2	3	4	5	6	7	WINS	MP	PLACE
1	NEW SOUTH WALES		6-3	9-0	9-0	9-0	7-2	9-0	6	12	1
2	SOUTH AUSTRALIA	3-6		5-4	6-3	6-3	7-2	9-0	5	11	2
3	VICTORIA	0-9	4-5		5-4	5-4	5-4	9-0	4	10	3
4	NEW ZEALAND	0-9	3-6	4-5		5-4	6-3	9-0	3	9	4
5	QUEENSLAND	0-9	3-6	4-5	4-5		6-3	9-0	2	8	5
6	PRESIDENTS	2-7	2-7	4-5	3-6	3-6		7-2	1	7	6
7	TASMANIA	0-9	0-9	0-9	0-9	0-9	2-7			6	7

UNDER 18 GIRLS

MATCH SCORES										
TEAMS		1	2	3	4	5	6	WINS	MP	PLACE
1	VICTORIA		6-3	4-5	6-3	8-1	6-3	4	9	2
2	QUEENSLAND	3-6		2-7	6-3	8-1	7-2	3	8	3
3	NEW ZEALAND	5-4	7-2		8-1	8-1	9-0	5	10	1
4	NEW SOUTH WALES	3-6	3-6	1-8		6-3	7-2	2	7	4
5	SOUTH AUSTRALIA	1-8	1-8	1-8	3-6		3-6		5	6
6	PRESIDENTS	3-6	2-7	0-9	2-7	6-3		1	6	5

2010 AUSTRALIAN JUNIOR TABLE TENNIS CHAMPIONSHIPS

TEAM RESULTS

UNDER 15 BOYS

GROUP A

MATCH SCORES												
TEAMS		1	2	3	4	5	6	7	8	WINS	MP	PLACE
1	NEW SOUTH WALES		6-3	6-3	8-1	9-0	6-3	7-2	8-1	7	14	1
2	QUEENSLAND	3-6		4-5	3-6	9-0	8-1	7-2	5-4	4	11	3
3	NEW ZEALAND	3-6	5-4		1-8	8-1	3-6	5-4	4-5	3	10	6
4	VICTORIA "B"	1-8	6-3	8-1		9-0	7-2	8-1	8-1	6	13	2
5	TASMANIA	0-9	0-9	1-8	0-9		1-8	4-5	2-7		7	8
6	SOUTH AUSTRALIA "B"	3-6	1-8	6-3	2-7	8-1		5-4	5-4	4	11	4
7	PRESIDENTS	2-7	2-7	4-5	1-8	5-4	4-5		3-6	1	8	7
8	WESTERN AUSTRALIA "B"	1-8	4-5	5-4	1-8	7-2	4-5	6-3		3	10	5

UNDER 15 BOYS

GROUP B

MATCH SCORES												
TEAMS		1	2	3	4	5	6	7	8	WINS	MP	PLACE
1	VICTORIA		4-5	8-1	6-3	9-0	9-0	9-0		5	11	2
2	SOUTH AUSTRALIA	5-4		9-0	5-4	9-0	9-0	9-0		6	12	1
3	WESTERN AUSTRALIA	1-8	0-9		4-5	5-4	9-0	9-0		3	9	4
4	NEW SOUTH WALES "B"	3-6	4-5	5-4		6-3	6-3	8-1		4	10	3
5	QUEENSLAND "B"	0-9	0-9	4-5	3-6		7-2	9-0		2	8	5
6	NORTHERN TERRITORY	0-9	0-9	0-9	3-6	2-7		7-2		1	7	6
7	TASMANIA "B"	0-9	0-9	0-9	1-8	0-9	2-7				6	7

Play-offs

			RESULT
NEW SOUTH WALES	v	VICTORIA	6 - 3
VICTORIA "B"	v	SOUTH AUSTRALIA	3 - 6
QUEENSLAND	v	WESTERN AUSTRALIA	7 - 2
SOUTH AUSTRALIA "B"	v	NEW SOUTH WALES "B"	3 - 6
WESTERN AUSTRALIA "B"	v	NORTHERN TERRITORY	8 - 1
NEW ZEALAND	v	QUEENSLAND "B"	5 - 4
TASMANIA	v	TASMANIA "B"	8 - 1

Classification Matches

POS			RESULT	
Gold	NEW SOUTH WALES	v	SOUTH AUSTRALIA	5 - 4
Bronze	VICTORIA	v	VICTORIA "B"	6 - 3
5 - 6	QUEENSLAND	v	NEW SOUTH WALES "B"	4 - 5
7 - 8	WESTERN AUSTRALIA	v	SOUTH AUSTRALIA "B"	4 - 5
9 - 10	WESTERN AUSTRALIA "B"	v	NEW ZEALAND	3 - 6
11 - 12	NORTHERN TERRITORY	v	QUEENSLAND "B"	3 - 6
13 - 14	PRESIDENTS	v	TASMANIA	7 - 2
15	TASMANIA "B"	v	Bye	

2010 AUSTRALIAN JUNIOR TABLE TENNIS CHAMPIONSHIPS

TEAM RESULTS

UNDER 13 BOYS

GROUP A

MATCH SCORES											
TEAMS		1	2	3	4	5	6	7	WINS	MP	PLACE
1	VICTORIA		8-1	8-1	9-0	9-0	9-0	9-0	6	12	1
2	SOUTH AUSTRALIA	1-8		5-4	9-0	8-1	7-2	8-1	5	11	2
3	WESTERN AUSTRALIA	1-8	4-5		9-0	8-1	6-3	6-3	4	10	3
4	NEW SOUTH WALES "B"	0-9	0-9	0-9		6-3	1-8	3-6	1	7	6
5	NORTHERN TERRITORY	0-9	1-8	1-8	3-6		2-7	3-6		6	7
6	QUEENSLAND "B"	0-9	2-7	3-6	8-1	7-2		5-4	3	9	4
7	PRESIDENTS "B"	0-9	1-8	3-6	6-3	6-3	4-5		2	8	5

UNDER 13 BOYS

GROUP B

MATCH SCORES											
TEAMS		1	2	3	4	5	6	7	WINS	MP	PLACE
1	NEW SOUTH WALES		6-3	2-7	9-0	9-0	5-4	8-1	5	11	2
2	QUEENSLAND	3-6		2-7	9-0	6-3	6-3	8-1	4	10	3
3	VICTORIA "B"	7-2	7-2		9-0	9-0	7-2	9-0	6	12	1
4	TASMANIA	0-9	0-9	0-9		0-9	0-9	3-6		6	7
5	SOUTH AUSTRALIA "B"	0-9	3-6	0-9	9-0		3-6	7-2	2	8	5
6	PRESIDENTS "A"	4-5	3-6	2-7	9-0	6-3		7-2	3	9	4
7	WESTERN AUSTRALIA "B"	1-8	1-8	0-9	6-3	2-7	2-7		1	7	6

Play-offs

		RESULT
A VICTORIA	v NEW SOUTH WALES	7 - 2
B SOUTH AUSTRALIA	v VICTORIA "B"	2 - 7
C WESTERN AUSTRALIA	v PRESIDENTS "A"	4 - 5
D QUEENSLAND "B"	v QUEENSLAND	1 - 8
E PRESIDENTS "B"	v WESTERN AUSTRALIA "B"	6 - 3
F NEW SOUTH WALES "B"	v SOUTH AUSTRALIA "B"	1 - 8

Classification Matches

POS			RESULT
Gold	VICTORIA	v VICTORIA "B"	8 - 1
Bronze	NEW SOUTH WALES	v SOUTH AUSTRALIA	6 - 3
5 - 6	PRESIDENTS "A"	v QUEENSLAND	8 - 1
7 - 8	WESTERN AUSTRALIA	v QUEENSLAND "B"	6 - 3
9 - 10	PRESIDENTS "B"	v SOUTH AUSTRALIA "B"	3 - 6
11 - 12	WESTERN AUSTRALIA "B"	v NEW SOUTH WALES "B"	3 - 6
13 - 14	NORTHERN TERRITORY	v TASMANIA	5 - 4

2010 AUSTRALIAN JUNIOR TABLE TENNIS CHAMPIONSHIPS

TEAM RESULTS

UNDER 13 GIRLS

MATCH SCORES												
TEAMS		1	2	3	4	5	6	7	8	WINS	MP	PLACE
1	NEW SOUTH WALES		9-0	9-0	9-0	9-0	9-0	4-5	9-0	6	13	2
2	VICTORIA	0-9		6-3	7-2	4-5	7-2	1-8	6-3	4	11	3
3	TASMANIA	0-9	3-6		5-4	5-4	5-4	1-8	3-6	3	10	4
4	QUEENSLAND	0-9	2-7	4-5		7-2	7-2	1-8	4-5	2	9	7
5	SOUTH AUSTRALIA	0-9	5-4	4-5	2-7		6-3	2-7	7-2	3	10	4
6	WESTERN AUSTRALIA	0-9	2-7	4-5	2-7	3-6		0-9	4-5		7	8
7	NEW SOUTH WALES "B"	5-4	8-1	8-1	8-1	7-2	9-0		9-0	7	14	1
8	PRESIDENTS	0-9	3-6	6-3	5-4	2-7	5-4	0-9		3	10	4

TEAMS ANALYSIS - UNDER 18 GIRLS TEAMS

		VICTORIA				QUEENSLAND				NEW ZEALAND				N S W				SOUTH AUST				PRESIDENTS												
PLAYER		Anna DU	Sarah LAZZARO	Yiwen LI	Ning SHEN	Kayla COOMBS	Paula HOCKINGS	Tabitha LOVEDAY	Susan MCDONALD	Natalie PATERSON	Lisa YUE	Michelle ZHAO	0	Megan BISHOP	Kerryn HUNT	Laura QIU	Karen ZHANG	Belinda CHER	Laura GIBB	Emma STEPHENSON	0	Kerry WILLIAMS	Eliza FORSTER	Sarah TORMEY	Clare DUONG	Amy BROWN	WIN	LOSS	RATIO					
VIC	Anna DU	[Pattern]				3,0	3,0	3,0		3,1	3,0	3,0		3,0	3,0	3,0							3,0	3,0			3,0	12	0	100.00%				
	Sarah LAZZARO																					0,3	3,2	3,0		3,2	0,3			1,3	3	3	50.00%	
	Yiwen LI									3,1	3,0	3,0		0,3	1,3	3,1		3,0	3,1	0,3		3,2	3,0	3,0							9	3	75.00%	
	Ning SHEN									0,3	0,3	2,3		0,3	2,3	1,3		3,0	1,3	0,3		3,0	3,0	3,0		3,1	1,3			3,0	6	9	40.00%	
QLD	Kayla COOMBS	0/3		1/3	3/0	[Pattern]				0,3	3,0	3,2			3,0	1,3	3,1	3,1	3,0	3,0			3,0		3,0	3,1	11	4	73.33%					
	Paula HOCKINGS	0/3		0/3	3/0									0,3	1,3	0,3			3,0	1,3	3,1						3,0		3,0	2,3	5	7	41.67%	
	Tabitha LOVEDAY	0/3		0/3	3/2														3,1	0,3	3,2	1,3	3,1	3,0							5	4	55.56%	
	Susan MCDONALD													0,3	0,3	0,3						3,1	3,0	3,1			3,1		3,0	1,3	5	4	55.56%	
NZ	Natalie PATERSON	1/3		3/0	3/0	3/0	3/0		3/0	[Pattern]					3,0	3,1	3,0	3,1	3,0	3,0		3,1		3,0	3,0			14	1	93.33%				
	Lisa YUE	0/3		3/1	3/2	0/3	3/1		3/0									3,0	1,3	3,1	2,3	3,0	3,1		3,0		3,0	3,0			11	4	73.33%	
	Michelle ZHAO	0/3		1/3	3/1	2/3	3/0		3/0									3,0	3,1	3,0	3,0	3,0	3,1		3,2		3,0	3,0			12	3	80.00%	
																											0	0	#DIV/0!					
NSW	Megan BISHOP	0/3		0/3	0/3					[Pattern]																		0	3	0.00%				
	Kerryn HUNT	0/3		1/3	3/1	0/3	0/3	1/3						0/3	0/3	0/3						0,3	3,1	3,0		3,2		3,0		3,1	6	9	40.00%	
	Laura QIU	0/3		3/0	3/0	3/1	3/1	3/0						1/3	3/1	1/3						3,1	3,0	3,0		3,0		3,0		3,1	12	3	80.00%	
	Karen ZHANG					1/3	1/3	2/3						0/3	1/3	0/3						0,3	1,3	3,0		0,3		3,0		1,3	2	10	16.67%	
SA	Belinda CHER		3/0	2/3	0/3	1/3		3/1	1/3	1/3	3/2	0/3			3/0	1/3	3/0	[Pattern]				0,3	0,3	3,0			6	9	40.00%					
	Laura GIBB		2/3	0/3	0/3	0/3		1/3	0/3	0/3	0/3	0/3			1/3	0/3	3/1								0,3	1,3	3,2			2	13	13.33%		
	Emma STEPHENSON		0/3	0/3	0/3	0/3		0/3	1/3	1/3	0/3	1/3			0/3	0/3	0/3								0,3	0,3	3,0			1	14	6.67%		
																										0	0	#DIV/0!						
PRES	Kerry WILLIAMS	0/3	2/3		1/3					1/3	0/3	2/3			2/3	0/3	3/0	3/0	3/0	3/0		[Pattern]					4	8	33.33%					
	Eliza FORSTER	0/3	3/0		3/1	0/3	0/3		1/3									3/0	3/1	3/0												5	4	55.56%
	Sarah TORMEY									0/3	0/3	0/3			0/3	0/3	0/3	0/3	2/3	0/3												0	9	0.00%
	Clare DUONG					0/3	0/3		0/3	0/3	0/3	0/3																				0	6	0.00%
	Amy BROWN	0/3	3/1		0/3	1/3	3/2		3/1						1/3	1/3	3/1																4	5

TEAMS ANALYSIS - UNDER 15 BOYS TEAMS - GROUP A

	N S W				QUEENSLAND				NEW ZEALAND				VICTORIA B				TASMANIA				SOUTH AUST B				PRESIDENTS				WEST AUST B				WIN	LOSS	RATIO			
	Raymond LI	Abraham NG	Brandon SO	Emy TSAO	Luke BLUCHER	Jordan DEQUINA	Ben HOUGHTON	Liam TACON	Jerry CANG	Dean SHU	Liam YOUNG	Michael ZHANG	Brodie COOKSON	Scott GILMORE	Chrysler GRACIAS	Kaveesh JAYASINHE	Ryan CHALMERS	Jackson MORLEY	Kyle SMITH	0	Gareth HO	Rhys POPOVIC	Tai WHEADON	William XIE	Edmond CHEN	Justin FIELD	James LEW	Moises GARCIA	Tim MIRONENKO	Ashwin RAMANATHAN								
N S W	Raymond LI				1,3	3,0	2,3						3,1	3,1	0,3						1,3		3,0	2,3	3,0	3,2		3,1	3,1	3,1	3,2	3,2	10	5	66.67%			
	Abraham NG				3,1	3,1	2,3			3,0	3,0	3,0	3,0	3,0	3,2			3,0	3,0	3,0		0,3		3,0	3,0	2,3		3,0					15	3	83.33%			
	Brandon SO									3,1	0,3	2,3					3,1	3,0	3,0						3,0	1,3		3,0						8	4	66.67%		
	Emy TSAO				3,0	3,0	3,2			3,1	1,3	3,0	3,0	3,1	3,1		3,0	3,0	3,0		3,2		3,0	3,0										17	1	94.44%		
Q L D	Luke BLUCHER	3/1	1/3		0/3								1,3	2,3		1,3	3,1	3,1	3,2		3,1		3,0	3,0	3,1	3,1	3,2		3,0	2,3	3,0	12	6	66.67%				
	Jordan DEQUINA	0/3	1/3		0/3				2,3	0,3		2,3					3,1	3,2	3,2						3,2	0,3	2,3		3,0	0,3	1,3			5	10	33.33%		
	Ben HOUGHTON	3/2	3/2		2/3				1,3	3,2		3,1	1,3	2,3		0,3	3,1	3,0	3,0		3,2		3,1	3,1										10	5	66.67%		
	Liam TACON								3,1	3,0		2,3	3,1	3,1		3,1					1,3		3,1	3,0	3,0	3,2	3,1		1,3	3,0	3,0			12	3	80.00%		
N Z	Jerry CANG					3/2	3/1	1/3						1,3	0,3	3,1	3,1	3,0	3,2						3,0	1,3		3,0	0,3	3,1	2,3			9	6	60.00%		
	Dean SHU		0/3	1/3	1/3		3/0	2/3	0/3					1,3	0,3	2,3						0,3		1,3	1,3	3,0	0,3		1,3	3,1	0,3	3,1			4	14	22.22%	
	Liam YOUNG		0/3	3/0	3/1													3,0	3,0	3,0		1,3		3,2	1,3	3,0	1,3		3,1						8	4	66.67%	
	Michael ZHANG		0/3	3/2	0/3		3/2	1/3	3/2					0,3	0,3	2,3	3,1	3,1	1,3		1,3		3,2	3,0					0,3	1,3	3,0				8	10	44.44%	
V I C B	Brodie COOKSON	1/3	0/3		0/3	3/1		3/1	1/3								3,1	3,1	3,0		1,3		3,0	3,1	3,0		3,0	3,0	3,0						10	5	66.67%	
	Scott GILMORE	1/3	0/3		1/3	3/2		3/2	1/3	3/1	3/1		3/0				3,0	3,0	3,1		3,2		3,2	3,1					3,2	0,3	3,2				13	5	72.22%	
	Chrysler GRACIAS	3/0	2/3		1/3					3/0	3/0		3/0				3,0	3,0	3,0						3,0		2,3	3,2	3,0	3,1	3,2				12	3	80.00%	
	Kaveesh JAYASINHE					3/1		3/0	1/3	1/3	3/2		3/2									3,0		0,3	3,1	3,1		3,2	3,0	3,0	3,0	3,0				12	3	80.00%
T A S	Ryan CHALMERS		0/3	1/3	0/3	1/3	1/3	1/3		1/3		0/3	1/3	1/3	0/3	0/3						0,3		0,3	0,3	3,0		1,3	1,3	0,3	0,3	3,2			2	19	9.52%	
	Jackson MORLEY		0/3	0/3	0/3	1/3	2/3	0/3		0/3		0/3	1/3	1/3	0/3	0/3						0,3		0,3	3,2	3,0		1,3	0,3	1,3	0,3	3,1			3	18	14.29%	
	Kyle SMITH		0/3	0/3	0/3	2/3	2/3	0/3		2/3		0/3	3/1	0/3	1/3	0/3						0,3		0,3	0,3	3,0		1,3	3,0	1,3	0,3	1,3			3	18	14.29%	
																																				0	0	#DIV/0!
S A B	Gareth HO	3/1	3/0		2/3	1/3		2/3	3/1								3/0	3/0	3/0								3,0	3,2	3,2						14	6	70.00%	
	Rhys POPOVIC	0/3	0/3		0/3	0/3		1/3	1/3								3/1	2/3	2/3		0/3	2/3		3/0	3/0	3/0	3/0	3/0	3/0						8	13	38.10%	
	Tai WHEADON	3/2	0/3		0/3	0/3		1/3	0/3								3/1	3/1	0/3		1/3	1/3		1/3	3/0	2/3	3/0	3/0	3/0	3/0						7	14	33.33%
P R E S	William XIE	0/3	0/3	0/3		1/3	2/3		0/3	0/3	0/3	0/3		0/3		0/3	1/3				0/3		1/3	0/3											0	21	0.00%	
	Edmond CHEN	2/3	3/2	3/1		1/3	3/0		2/3	3/1	3/0	3/1										2/3		3/0	3/0											10	5	66.67%
	Justin FIELD					2/3	3/2		1/3								0/3		3/2	2/3	3/1	3/1	3/1													7	5	58.33%
	James LEW	1/3	0/3	0/3						0/3	3/1	1/3		0/3		2/3	0/3	3/1	3/0	0/3																	4	11
W A B	Moises GARCIA	1/3		0/3	0/3	0/3	0/3		3/1	3/0	1/3		3/0		2/3	0/3	0/3	3/0	3/1	3/1		0/3		3/1	3/1	3/0	3/1									11	10	52.38%
	Tim MIRONENKO	1/3		2/3	0/3	3/2	3/0		0/3	1/3	3/0		3/1		3/0	1/3	0/3	3/0	3/0	3/0		3/2		2/3	3/0	3/0	1/3		3/2							12	9	57.14%
	Ashwin RAMANATHAN	2/3		3/1	0/3	0/3	3/1		0/3	3/2	1/3		0/3		2/3	2/3	0/3	2/3	1/3	3/1		1/3		1/3	1/3	3/0	1/3		1/3							5	16	23.81%
																																					0	0

TEAMS ANALYSIS - UNDER 15 BOYS TEAMS - GROUP B

		VICTORIA				SOUTH AUST				WEST AUST				N S W "B"				QUEENSLAND B				NORTH TERR				TASMANIA "B"				WIN	LOSS	RATIO		
PLAYER		Steven PHAN	Jarryd TORMEY	Nathan VAN DER HEIDEN	Richard VECOLI	Nabeel MUHAMMAD	Daniel PHAN	Sam VON EINEM	0	Saiuj BHAT	Joshua LU	Michael WIKARTA	Zachary WRIGHT	Peter HOANG	Gavin LEE	Raymond TAN	Glanden ZHENG	Douglass BROWN	Edward FORSTER	Joseph LOVEDAY	Mathew PETTETT	Raymond LEE	Ben LU	Samuel NIPPRESS	Ben RUSSELL	Mackenzie CLUTTERBUCK	Trent COAD	Jason WALKER	0					
VIC	Steven PHAN					3,1	1,3	3,2		3,0		3,0	3,1					3,0	3,0		3,1					3,0	3,1	3,0				11	1	91.67%
	Jarryd TORMEY					0,3	1,3	0,3		3,0		2,3	3,0	1,3	0,3		3,0	3,1	3,0		3,2		3,0	3,0	3,0	3,0	3,1	3,1				12	6	66.67%
	Nathan VAN DER HEIDEN					3,1	3,1	0,3		3,1		3,0	3,1	0,3	3,1		3,0						3,0	3,0	3,0							10	2	83.33%
	Richard VECOLI													3,0	3,1		3,0	3,0	3,0		3,0		3,1	3,0	3,0	3,0	3,0	3,0				12	0	100.00%
SA	Nabeel MUHAMMAD	1/3	3/0	1/3							3,1	3,2	3,2	2,3	3,2	3,1			3,0	3,1	3,0	3,0	3,0		3,0	3,0	3,0	3,0				15	3	83.33%
	Daniel PHAN	3/1	3/1	1/3							3,0	3,0	3,0	1,3	1,3	3,0			3,0	3,0	3,1	3,0	3,0		3,2	3,0	3,0	3,0				15	3	83.33%
	Sam VON EINEM	2/3	3/0	3/0							3,0	3,0	3,1	1,3	3,0	3,0			3,0	3,0	3,0	3,0	3,0		3,0	3,0	3,0	3,0				16	2	88.89%
																																0	0	#DIV/0!
WA	Saiuj BHAT	0/3	0/3	1/3										0,3	3,0		3,0	0,3		3,0	1,3											3	6	33.33%
	Joshua LU					1/3	0/3	0/3														3,0		3,0	3,2	3,0	3,1	3,1				6	3	66.67%
	Michael WIKARTA	0/3	3/2	0/3		2/3	0/3	0/3						0,3	0,3		3,1	3,0		3,0	1,3	3,0		3,1	3,1	3,0	3,0	3,0				10	8	55.56%
	Zachary WRIGHT	1/3	0/3	1/3		2/3	0/3	1/3						0,3	2,3		3,0	3,0		3,1	1,3	3,0		3,1	1,3	3,0	3,0	3,0				9	9	50.00%
NSWB	Peter HOANG		3/1	3/0	0/3	3/2	3/1	3/1		3/0		3/0	3/0						3,0	3,1	1,3	3,0	3,0	0,3								12	3	80.00%
	Gavin LEE		3/0	1/3	1/3	2/3	3/1	0/3		0/3		3/0	3/2						3,1	3,1	3,1	3,0	3,1	3,1		3,0	3,0	3,0				13	5	72.22%
	Raymond TAN					1/3	0/3	0/3											3,1	2,3	0,3					2,3	3,0	3,2				3	6	33.33%
	Glanden ZHENG		0/3	0/3	0/3					0/3		1/3	0/3									1,3	3,1	2,3		3,1	3,0	3,1				4	8	33.33%
QLDB	Douglass BROWN	0/3	1/3		0/3					3/0		0/3	0/3	0/3	1/3	1/3								3,0	3,0	3,0	3,1	3,0				7	8	46.67%
	Edward FORSTER	0/3	0/3		0/3	0/3	0/3	0/3						1/3	1/3	3/2										3,0	3,1	3,0				4	8	33.33%
	Joseph LOVEDAY					1/3	0/3	0/3		0/3		0/3	1/3									3,1		0,3	1,3	3,0	3,0	3,0				4	8	33.33%
	Matthew PETTETT	1/3	2/3		0/3	0/3	1/3	0/3		3/1		3/1	3/1	3/1	1/3	3/0						3,0		3,0	3,2							8	7	53.33%
NT	Raymond LEE					0/3	0/3	0/3			0/3	0/3	0/3	0/3	0/3		3/1	0/3		1/3	0/3											1	11	8.33%
	Ben LU		0/3	0/3	1/3	0/3	0/3	0/3						0/3	1/3		1/3									1,3	2,3	3,2				1	11	8.33%
	Samuel NIPPRESS		0/3	0/3	0/3						0/3	1/3	1/3	3/0	1/3		3/2	0/3		3/0	0/3					3,0	3,0	3,0				6	9	40.00%
	Ben RUSSELL		0/3	0/3	0/3	0/3	2/3	0/3			2/3	1/3	0/3					0/3		3/1	2/3					3,0	3,1	3,1				4	11	26.67%
TASB	Mackenzie CLUTTERBUCK	0/3	0/3		0/3	0/3	0/3	0/3			0/3	0/3	0/3		0/3	3/2	1/3	0/3	0/3	0/3			3/1	0/3	0/3							2	16	11.11%
	Trent COAD	1/3	1/3		0/3	0/3	0/3	0/3			1/3	0/3	0/3		0/3	0/3	0/3	1/3	1/3	0/3			3/2	0/3	1/3							1	17	5.56%
	Jason WALKER	0/3	1/3		0/3	0/3	0/3	0/3			1/3	0/3	0/3		0/3	2/3	1/3	0/3	0/3	0/3			2/3	0/3	1/3							0	18	0.00%
																																0	0	#DIV/0!

TEAMS ANALYSIS - FINALS
UNDER 15 BOYS TEAMS - PLAYOFF POSITIONS 1 - 4

PLAYER	NSW				VIC				VICB				SA				WIN	LOSS	RATIO
	Raymond LI	Abraham NG	Brandon SO	Erny TSAO	Steven PHAN	Jarryd TORMEY	Nathan VAN DER HEIDEN	Richard VECOLI	Brodie COOKSON	Scott GILMORE	Chrysler GRACIAS	Kaveesh JAYASINHE	Nabeel MUHAMMAD	Daniel PHAN	Sam VON EINEM				
Raymond LI	1,3	1,3	3,1					3,1	0,3	1,3		2	4	33.33%	
Abraham NG	3,1		3,1	1,3					3,0	0,3	3,0	4	2	66.67%	
Brandon SO												0	0	#DIV/0!	
Erny TSAO	3,2		3,1	3,0					3,0	3,1	2,3	5	1	83.33%	
Steven PHAN	3,1	1,3	2,3		3,1		1,3	3,2				3	3	50.00%	
Jarryd TORMEY														#DIV/0!	
Nathan VAN DER HEIDEN	3,1	1,3	1,3						3,0		3,1	3,1				4	2	66.67%	
Richard VECOLI	1,3	3,1	0,3						2,3		1,3	3,0				2	4	33.33%	
Brodie COOKSON					1,3		0,3	3,2	0,3	0,3	0,3	1	5	16.67%	
Scott GILMORE					3,1		1,3	3,1					1,3	1,3	3,1	3	3	50.00%	
Chrysler GRACIAS					2,3		1,3	0,3	3,0	1,3	3,1	2	4	33.33%	
Kaveesh JAYASINHE												0	0	#DIV/0!	
Nabeel MUHAMMAD	1,3	0,3		0,3					3,0	3,1	0,3		.	.	.	2	4	33.33%	
Daniel PHAN	3,0	3,0		1,3					3,0	3,1	3,1		.	.	.	5	1	83.33%	
Sam VON EINEM	3,1	0,3		3,2					3,0	1,3	1,3		.	.	.	3	3	50.00%	
													.	.	.	0	0	#DIV/0!	

UNDER 15 BOYS TEAMS - PLAYOFF POSITIONS 5 - 8

PLAYER	QLD				WA				SAB				NSWB				WIN	LOSS	RATIO
	Luke BLUCHER	Jordan DEQUINA	Ben HOUGHTON	Liam TACON	Saiju BHAT	Joshua LU	Michael WIKARTA	Zachary WRIGHT	Gareth HO	Rhys POPOVIC	Tai WHEADON	Peter HOANG	Gavin LEE	Raymond TAN	Glanden ZHENG				
Luke BLUCHER	3,2		3,1	1,3								2	1	66.67%	
Jordan DEQUINA								1,3	0,3	3,0		1	2	33.33%	
Ben HOUGHTON	3,1	3,0		3,1				0,3	3,0	3,0		5	1	83.33%	
Liam TACON	3,1	3,2		0,3				1,3	1,3	3,2		3	3	50.00%	
Saiju BHAT	2,3		1,3	1,3								0	3	0.00%	
Joshua LU	1,3		0,3	2,3	1,3		3,2	3,0				2	4	33.33%	
Michael WIKARTA									1,3		3,0	1,3				1	2	33.33%	
Zachary WRIGHT	3,1		1,3	3,0					1,3		1,3	3,2				3	3	50.00%	
Gareth HO						3,1	3,1	3,1	2,3	3,0	3,0	5	1	83.33%	
Rhys POPOVIC						2,3	0,3	3,1	1,3	0,3	0,3	1	5	16.67%	
Tai WHEADON						0,3	3,0	2,3	1,3	0,3	3,1	2	4	33.33%	
Peter HOANG	3,1	3,0	3,1						3,2		3,1	3,1	.	.	.	6	0	100.00%	
Gavin LEE	3,0	0,3	3,1						0,3		3,0	3,0	.	.	.	4	2	66.67%	
Raymond TAN	0,3	0,3	2,3						0,3		3,0	1,3	.	.	.	1	5	16.67%	
Glanden ZHENG													.	.	.	0	0	#DIV/0!	

UNDER 15 BOYS TEAMS - PLAYOFF POSITIONS 9 - 12

PLAYER	WAB				NT				NZ				QLDB				WIN	LOSS	RATIO
	Moises GARCIA	Tim MIRONENKO	Ashwin RAMANATHAN	<th>Raymond LEE</th> <th>Ben LU</th> <th>Samuel NIPPRESS</th> <th>Ben RUSSELL</th> <th>Jerry CANG</th> <th>Dean SHU</th> <th>Liam YOUNG</th> <th>Michael ZHANG</th> <th>Douglass BROWN</th> <th>Edward FORSTER</th> <th>Joseph LOVEDAY</th> <th>Matthew PETTETT</th>	Raymond LEE	Ben LU	Samuel NIPPRESS	Ben RUSSELL	Jerry CANG	Dean SHU	Liam YOUNG	Michael ZHANG	Douglass BROWN	Edward FORSTER	Joseph LOVEDAY	Matthew PETTETT			
Moises GARCIA		3,0	3,2	3,2	2,3		0,3	0,3					3	3	50.00%
Tim MIRONENKO		3,0	3,0	3,0	0,3		3,0	3,0					5	1	83.33%
Ashwin RAMANATHAN		3,0	3,2	2,3	0,3		1,3	3,1					3	3	50.00%
Raymond LEE													0	0	#DIV/0!
Ben LU	0,3	0,3	0,3						0,3	0,3	0,3		0	6	0.00%
Samuel NIPPRESS	2,3	0,3	2,3						3,2	3,0	0,3		2	4	33.33%
Ben RUSSELL	2,3	0,3	3,2						3,2	1,3	0,3		2	4	33.33%
Jerry CANG	3,2	3,0	3,0		2,3	3,1	0,3		4	2	66.67%
Dean SHU					3,1	3,0	3,1		3	0	100.00%
Liam YOUNG	3,0	0,3	3,1		2,3	3,2	2,3		3	3	50.00%
Michael ZHANG	3,0	0,3	1,3						1	2	33.33%
Douglass BROWN									3,2	1,3	3,2		.	.	.		2	1	66.67%
Edward FORSTER						3,0	2,3	2,3	1,3	0,3	2,3		.	.	.		1	5	16.67%
Joseph LOVEDAY						3,0	0,3	3,1					.	.	.		2	1	66.67%
Matthew PETTETT						3,0	3,0	3,0	3,0	1,3	3,2		.	.	.		5	1	83.33%

UNDER 15 BOYS TEAMS - PLAYOFF POSITIONS 13 - 15

PLAYER	TAS				TASB				PRES				WIN	LOSS	RATIO			
	Ryan CHALMERS	Jackson MORLEY	Kyle SMITH	<th>Mackenzie CLUTTERBUCK</th> <th>Trent COAD</th> <th>Jason WALKER</th> <th> <th>William XIE</th> <th>Edmond CHEN</th> <th>Justin FIELD</th> <th>James LEW</th> </th>	Mackenzie CLUTTERBUCK	Trent COAD	Jason WALKER	<th>William XIE</th> <th>Edmond CHEN</th> <th>Justin FIELD</th> <th>James LEW</th>	William XIE	Edmond CHEN	Justin FIELD	James LEW						
Ryan CHALMERS	3,2	3,1	3,0		3,1	0,3	1,3					4	2	66.67%
Jackson MORLEY	3,0	3,0	3,0		3,1	0,3	1,3					4	2	66.67%
Kyle SMITH	3,0	2,3	3,0		1,3	1,3	0,3					2	4	33.33%
Mackenzie CLUTTERBUCK	2,3	0,3	0,3									0	0	#DIV/0!
Trent COAD	1,3	0,3	3,2									1	2	33.33%
Jason WALKER	0,3	0,3	0,3									0	3	0.00%
												0	0	#DIV/0!
William XIE	1,3	1,3	3,1					1	2	33.33%
Edmond CHEN	3,0	3,0	3,1					3	0	100.00%
Justin FIELD	3,1	3,1	3,0					3	0	100.00%
James LEW								0	0	#DIV/0!

TEAMS ANALYSIS - UNDER 15 GIRLS TEAMS

		N S W				SOUTH AUST				VICTORIA				NEW ZEALAND				QUEENSLAND				PRESIDENTS				TASMANIA				WIN	LOSS	RATIO
PLAYER		Margaret CAI	Sandy MASEN	Lisa QIU	0	Vy BUI	Bridget ELLIS	Ostara NANDORI	0	Emilie EVANS	Linda HUYNH	Elizabeth JACOB	Catherine DUONG	Zhiying CHENG	Kelly HEO	Angel HUANG	0	Ashley MARTIN	Krystal SIEDOFSKY	Jenny ZHANG	0	Isabelle CHUNG	Alexandra LEVER	Louise QIU	0	Madeline BAILEY	Camilla LEWIS	Ashlee WALLACE				
N S W	Margaret CAI					0,3	3,1	3,0			3,0	3,0	3,2	3,0	3,0	3,2		3,1	3,0	3,2		3,0	3,0	2,3		3,0	3,0	3,0		16	2	88.89%
	Sandy MASEN					2,3	3,1	3,0			3,0	3,0	3,0	3,0	3,0	3,0		3,0	3,1	3,1		3,1	3,0	3,0		3,0	3,0	3,0		17	1	94.44%
	Lisa QIU					1,3	3,1	3,0			3,0	3,0	3,1	3,1	3,0	3,0		3,0	3,2	3,2		3,0	3,0	1,3		3,0	3,0	3,0		16	2	88.89%
																														0	0	#DIV/0!
S A	Vy BUI	3/0	3/2	3/1						3,0	3,0	3,0		3,0	3,1	3,0		3,0	3,0	3,1		3,0	3,0	3,1		3,0	3,0	3,0		18	0	100.00%
	Bridget ELLIS	1/3	1/3	1/3						3,0	1,3	2,3		3,0	3,2	3,2		3,1	3,1	0,3		3,1	3,0	3,0		3,0	3,0	3,0		12	6	66.67%
	Ostara NANDORI	0/3	0/3	0/3						3,2	0,3	1,3		2,3	0,3	2,3		2,3	3,2	0,3		1,3	3,0	0,3		3,1	3,0	3,1		6	12	33.33%
																														0	0	#DIV/0!
V I C	Emilie EVANS					0/3	0/3	2/3										2,3	3,0	0,3		0,3	3,0	0,3		3,0	3,0	3,0		5	7	41.67%
	Linda HUYNH	0/3	0/3	0/3		0/3	3/1	3/0						3,1	3,1	2,3		3,0	3,1	0,3						3,0	3,1	3,0		9	6	60.00%
	Elizabeth JACOB	0/3	0/3	0/3		0/3	3/2	3/1						3,0	2,3	3,0						3,0	3,0	1,3		3,0	3,1	3,0		9	6	60.00%
	Catherine DUONG	2/3	0/3	1/3										3,0	0,3	0,3		3,2	3,2	0,3		3,0	3,0	1,3						5	7	41.67%
N Z	Zhiying CHENG	0/3	0/3	1/3		0/3	0/3	3/2			1/3	0/3	0/3					2,3	3,1	0,3		1,3	3,0	0,3		3,1	3,2	3,0		6	12	33.33%
	Kelly HEO	0/3	0/3	0/3		1/3	2/3	3/0			1/3	3/2	3/0					3,2	3,0	2,3		3,0	3,0	0,3		3,0	3,0	3,0		10	8	55.56%
	Angel HUANG	2/3	0/3	0/3		0/3	2/3	3/2			3/2	0/3	3/0					3,0	3,0	1,3		3,0	3,0	3,2		3,0	3,0	3,0		11	7	61.11%
																														0	0	#DIV/0!
Q L D	Ashley MARTIN	1/3	0/3	0/3		0/3	1/3	3/2		3/2	0/3		2/3	3/2	2/3	0/3						3,2	3,0	1,3		3,0	3,2	3,0		8	10	44.44%
	Krystal SIEDOFSKY	0/3	1/3	2/3		0/3	1/3	2/3		0/3	1/3		2/3	1/3	0/3	0/3						2,3	3,0	0,3		3,0	3,0	3,0		4	14	22.22%
	Jenny ZHANG	2/3	1/3	2/3		1/3	3/0	3/0		3/0	3/0		3/0	3/0	3/2	3/1						3,0	3,0	3,2		3,0	3,0	3,0		14	4	77.78%
																														0	0	#DIV/0!
P R E S	Isabelle CHUNG	0/3	1/3	0/3		0/3	1/3	3/1		3/0		0/3	0/3	3/1	0/3	0/3		2/3	3/2	0/3						3,0	3,0	3,2		7	11	38.89%
	Alexandra LEVER	0/3	0/3	0/3		0/3	0/3	0/3		0/3		0/3	0/3	0/3	0/3	0/3		0/3	0/3	0/3						2,3	3,1	2,3		1	17	5.56%
	Louise QIU	3/2	0/3	3/1		1/3	0/3	3/0		3/0		3/1	3/1	3/0	3/0	2/3		3/1	3/0	2/3						3,0	3,0	3,0		13	5	72.22%
																														0	0	#DIV/0!
T A S	Madeline BAILEY	0/3	0/3	0/3		0/3	0/3	1/3		0/3	0/3	0/3		1/3	0/3	0/3		0/3	0/3	0/3		0/3	3/2	0/3						1	17	5.56%
	Camilla LEWIS	0/3	0/3	0/3		0/3	0/3	0/3		0/3	1/3	1/3		2/3	0/3	0/3		2/3	0/3	0/3		0/3	1/3	0/3						0	18	0.00%
	Ashlee WALLACE	0/3	0/3	0/3		0/3	0/3	1/3		0/3	0/3	0/3		0/3	0/3	0/3		0/3	0/3	0/3		2/3	3/2	0/3						1	17	5.56%
																														0	0	#DIV/0!

TEAMS ANALYSIS - UNDER 13 BOYS TEAMS - GROUP A

		VICTORIA				SOUTH AUST				WEST AUST				N S W "B"				NORTH TERR				QUEENSLAND B				PRESIDENTS B				WIN	LOSS	RATIO			
PLAYER		Dominic HUANG	Lawrence QIU	Leon SUY	Daniel ZOU	Ryan CHER	Lam HOANG	Rustem SAFIULLIN	0	Alex HENDERSON	Raymond POON	Sam RAPSON	0	Thomas ENGELBRECHT	Jayden LAM	Hammil PRASAWAI	Hortin ZENG	David CROWE	Jacob MOORE	Stewart THORNTON	0	Olav DAHL	Brett FOURRO	Benjamin GOULD	Blake WEBSTER	George GE	Phillip XIE	Dominic NGUYEN	0						
V I C	Dominic HUANG	.				3,0	3,0	3,0						3,0	3,0		3,0	3,0	3,0												9	0	100.00%		
	Lawrence QIU	.				3,1	2,3	3,0		3,0	3,2	3,0		3,1	3,0		3,0	3,1	3,0				3,0	3,0	3,2		3,0	3,0	3,0		17	1	94.44%		
	Leon SUY	.								3,0	3,1	3,0						3,0	3,1	3,0			3,0	3,0	3,0		3,0	3,0	3,0		12	0	100.00%		
	Daniel ZOU	.				3,1	3,1	3,0		3,1	1,3	3,0		3,0	3,0		3,0						3,0	3,0	3,0		3,0	3,0	3,0		14	1	93.33%		
S A	Ryan CHER	0/3	1/3		1/3	.				2,3	0,3	3,1		3,0		3,2	3,0	3,0	1,3	3,0		3,0		1,3	3,0	3,0	3,0	3,0	3,0	3,0	3,0	3,0	10	8	55.56%
	Lam HOANG	0/3	3/2		1/3	.				3,2	3,0	3,1		3,0		3,0	3,0	3,0	3,2	3,0		3,0		3,0	3,0	3,0	3,0	3,0	3,0	3,0	3,0	3,0	16	2	88.89%
	Rustem SAFIULLIN	0/3	0/3		0/3	.				3,1	0,3	1,3		3,0		3,2	3,0	3,0	3,1	3,0		0,3		3,0	3,0	3/1	3,1	3/2				12	6	66.67%	
						.																										0	0	#DIV/0!	
W A	Alex HENDERSON		0/3	0/3	1/3	3/2	2/3	1/3		.				3,1	3,0	3,0		3,0	3,0	3,0		3,1		1,3	3,1	3,0	3,0	2,3				11	7	61.11%	
	Raymond POON		2/3	1/3	3/1	3/0	0/3	3/0		.				3,0	3,1	3,0		3,0	3,0	3,0		3,0		3,0	3,0	3,0	3,0	3,0	3,2				15	3	83.33%
	Sam RAPSON		0/3	0/3	0/3	1/3	1/3	3/1		.				3,1	3,2	3,0		3,0	0,3	3,0		0,3		3,2	2,3	2,3	3,0	0,3				8	10	44.44%	
						.																										0	0	#DIV/0!	
N S W B	Thomas ENGELBRECHT	0/3	1/3		0/3	0/3	0/3		1/3	0/3	1/3		.				3,1	0,3	3,0		0,3	0,3	2,3									2	13	13.33%	
	Jayden LAM	0/3	0/3		0/3				0/3	1/3	2/3		.				3,0	1,3	3,0		3,0	0,3	1,3		2,3	2,3	0,3				3	12	20.00%		
	Hammil PRASAWAI					2/3	0/3	2/3		0/3	0/3	0/3	.								2,3	0,3	2,3		2,3	3,0	0,3				1	11	8.33%		
	Hortin ZENG	0/3	0/3		0/3	0/3	0/3						.				3,0	0,3	3,0						3,0	3,2	2,3				4	8	33.33%		
N T	David CROWE	0/3	1/3	0/3		0/3	0/3	0/3		0/3	0/3	0/3	1/3	0/3		0/3	.						0,3	2,3	0,3	0,3	0,3	0,3				0	18	0.00%	
	Jacob MOORE	0/3	1/3	1/3		3/1	2/3	1/3		0/3	0/3	3/0	3/0	3/1			3/0	.						3,1	2,3	3,2	3,1	3,0	3,2				10	8	55.56%
	Stewart THORNTON	0/3	0/3	0/3		0/3	0/3	0/3		0/3	0/3	0/3	0/3	0/3		0/3	0/3	.						0,3	0,3	0,3	0,3	0,3	0,3				0	18	0.00%
						.												.															0	0	#DIV/0!
Q L D B	Olav DAHL		0/3	0/3	0/3	0/3	0/3	3/0		1/3	0/3	3/0		3/0	0/3	3/2						.				3,0	3,1	0,3				6	9	40.00%	
	Brett FOURRO		0/3	0/3	0/3									3/0	3/0	3/0		3/0	1/3	3/0		.				3,0	3,1	0,3				7	5	58.33%	
	Benjamin GOULD		2/3	0/3	0/3	3/1	0/3	0/3		3/1	0/3	2/3		3/2	3/1	3/2		3/2	3/2	3/0		.										8	7	53.33%	
	Blake WEBSTER					0/3	0/3	0/3		1/3	0/3	3/2					3/0	2/3	3/0			.				0,3	3,1	1,3				4	8	33.33%	
P R E B	George GE		0/3	0/3	0/3	0/3	0/3	1/3		0/3	0/3	3/2			3/2	3/2	0/3	3/0	1/3	3/0		0/3	0/3		3/0	.							6	12	33.33%
	Phillip XIE		0/3	0/3	0/3	0/3	0/3	1/3		0/3	0/3	0/3			3/2	0/3	2/3	3/0	0/3	3/0		1/3	1/3		1/3	.							3	15	16.67%
	Dominic NGUYEN		0/3	0/3	0/3	3/2	0/3	2/3		3/2	2/3	3/0			3/0	3/0	3/2	3/0	2/3	3/0		3/0	3/0		3/1	.							11	7	61.11%
						.																										0	0	#DIV/0!	

TEAMS ANALYSIS - UNDER 13 BOYS TEAMS - GROUP B

		N S W				QUEENSLAND				VICTORIA B				TASMANIA				SOUTH AUST B				PRESIDENTS A				WEST AUST B				WIN	LOSS	RATIO
PLAYER		Nicholas GREGO	John HE	Nicholas LEE	Anthony ZHAO	Jake DUFFY	Ned FREEMAN	Rayden SMITH	Jason ZHANG	Lenny HAN	Eugene NG	Yang SHEN	Ivan SULFARO	Alexander PACE	Jayden STEVENSON	Callum TABOR	Joshua TOWNEND	Mensur CUTAHIJA		Gavin PROUDE	Kelly WANG	Jesse BARNETT	Rian CATHCART	Dillon CHAMBERS	0	William HAN	Aaron JIANG	James LOW	Daniel TRANG			
N S W	Nicholas GREGO					1,3	3,1		3,1	2,3		1,3	0,3	3,0	3,0		3,0	3,1		3,1	3,0					3,2		3,0	2,3	10	5	66.67%
	John HE									2,3		2,3	1,3	3,0	3,0		3,1					2,3	3,2	0,3		3,2		3,0	3,1	7	5	58.33%
	Nicholas LEE					1,3	3,1		3,0	3,0		1,3	3,2					3,0		3,1	3,0	3,2	3,0	3,1		3,0		3,0	3,1	13	2	86.67%
	Anthony ZHAO					2,3	3,1		3,0					3,0	3,0		3,0	3,0		3,0	3,0	3,0	2,3	0,3						9	3	75.00%
Q L D	Jake DUFFY	3/1		3/1	3/2						3,2	3,1	1,3		3,0	3,0	3,0	3,0		3,0	3,0	3,0	3,0	3,0		3,0		3,0	3,0	17	1	94.44%
	Ned FREEMAN	1/3		1/3	1/3						1,3	0,3	0,3					2,3		1,3	3,1	3,2	2,3	0,3						2	10	16.67%
	Rayden SMITH														3,0	3,0	3,0									3,0		3,0	3,2	6	0	100.00%
	Jason ZHANG	1/3		0/3	0/3						0,3	0,3	0,3		3,0	3,0	3,1	1,3		3,1	3,1	3,0	3,0	0,3		3,0		3,0	0,3	9	9	50.00%
V I C B	Lenny HAN	3/2	3/2	0/3										3,0	3,0	3,0		3,2		3,1	3,1	3,0	3,0	0,3		3,1		3,0	3,2	13	2	86.67%
	Eugene NG					2/3	3/1		3/0					3,1	3,0	3,0						3,1	3,1	1,3		3,0		3,0	3,2	10	2	83.33%
	Yang SHEN	3/1	3/2	3/1		1/3	3/0		3/0					3,0	3,0	3,0		3,2		3,0	3,1					3,0		3,0	3,1	14	1	93.33%
	Ivan SULFARO	3/0	3/1	2/3		3/1	3/0		3/0									3,0		3,0	3,0	3,0	3,0	3,0						11	1	91.67%
T A S	Alexander PACE	0/3	0/3		0/3					0/3	1/3	0/3						0,3		0,3	0,3					0,3	3,2		0,3	1	11	8.33%
	Jayden STEVENSON	0/3	0/3		0/3	0/3		0/3	0/3	0/3	0/3	0/3										0,3	0,3	0,3		0,3	1,3		0,3	0	15	0.00%
	Callum TABOR					0/3		0/3	0/3	0/3	0/3	0/3						0,3		0,3	0,3	0,3	1,3	0,3		3,2	3,2		0,3	2	13	13.33%
	Joshua TOWNEND	0/3	1/3		0/3	0/3		0/3	1/3									0,3		0,3	0,3	0,3	2,3	0,3						0	12	0.00%
S A B	Mensur CUTAHIJA	1/3		0/3	0/3	0/3	3/2		3/1	2/3		2/3	0/3	3/0		3/0	3/0					2,3	3,1	1,3		3,1		3,0	0,3	8	10	44.44%
																														0	0	#DIV/0!
	Gavin PROUDE	1/3		1/3	0/3	0/3	3/1		1/3	1/3		0/3	0/3	3/0		3/0	3/0					0,3	3,1	0,3		3,2		3,0	3,2	8	10	44.44%
	Kelly WANG	0/3		0/3	0/3	0/3	1/3		1/3	1/3		1/3	0/3	3/0		3/0	3/0					3,2	2,3	0,3		3,1		3,0	2,3	6	12	33.33%
P R E A	Jesse BARNETT		3/2	2/3	0/3	0/3	2/3		0/3	0/3	1/3		0/3		3/0	3/0	3/0	3/2		3/0	2/3					3,0		3,1	0,3	8	10	44.44%
	Rian CATHCART		2/3	0/3	3/2	0/3	3/2		0/3	0/3	1/3		0/3		3/0	3/1	3/2	1/3		1/3	3/2					3,1		3,0	1,3	8	10	44.44%
	Dillon CHAMBERS		3/0	1/3	3/0	0/3	3/0		3/0	3/0	3/1		0/3		3/0	3/0	3/0	3/1		3/0	3/0					3,0		3,0	3,2	15	3	83.33%
																														0	0	#DIV/0!
W A B	William HAN	2/3	2/3	0/3		0/3		0/3	0/3	1/3	0/3	0/3		3/0	3/0	2/3		1/3		2/3	1/3	0/3	1/3	0/3						2	16	11.11%
	Aaron JIANG													2/3	3/1	2/3														1	2	33.33%
	James LOW	0/3	0/3	0/3		0/3		0/3	0/3	0/3	0/3	0/3						0/3		0/3	0/3	1/3	0/3	0/3						0	15	0.00%
	Daniel TRANG	3/2	1/3	1/3		0/3		2/3	3/0	2/3	2/3	1/3		3/0	3/0	3/0		3/0		2/3	3/2	3/0	3/1	2/3						9	9	50.00%

TEAMS ANALYSIS - FINALS
UNDER 13 BOYS TEAMS - PLAYOFF POSITIONS 1 - 4

PLAYER	VIC				NSW			SA			VICB			WIN	LOSS	RATIO			
	Dominic HUANG	Lawrence QIU	Leon SUY	Daniel ZOU	Nicholas GREGO	John HE	Nicholas LEE	Anthony ZHAO	Ryan CHER	Lam HOANG	Rustem SAFIULLIN	Lenny HAN	Eugene NG				Yang SHEN	Ivan SULFARO	
Dominic HUANG	3.1		3.0	3.0						3.1	3.2	0.3	5	1	83.33%
Lawrence QIU	3.0		2.3	3.0									2	1	66.67%
Leon SUY	1.3		3.0	3.1					3.0	3.0	3.1		5	1	83.33%
Daniel ZOU									3.1	3.2	3.0		3	0	100.00%
Nicholas GREGO	1.3	0.3	3.1		3.1	1.3	3.0						3	3	50.00%
John HE					3.0	1.3	3.2						2	1	66.67%
Nicholas LEE	0.3	3.2	0.3		3.0	0.3	3.0						3	3	50.00%
Anthony ZHAO	0.3	0.3	1.3										0	3	0.00%
Ryan CHER					1.3	0.3	0.3		.	.	.		1.3	1.3	0.3		0	6	0.00%
Lam HOANG					3.1	3.1	3.0		.	.	.		1.3	3.2	0.3		4	2	66.67%
Rustem SAFIULLIN					0.3	2.3	0.3		.	.	.		2.3	3.1	0.3		1	5	16.67%
Lenny HAN													0	0	#DIV/0!
Eugene NG	1.3		0.3	1.3					3.1	3.1	3.2		.	.	.		3	3	50.00%
Yang SHEN	2.3		0.3	2.3					3.1	2.3	1.3		.	.	.		1	5	16.67%
Ivan SULFARO	3.0		1.3	0.3					3.0	3.0	3.0		.	.	.		4	2	66.67%

UNDER 13 BOYS TEAMS - PLAYOFF POSITIONS 5 - 8

PLAYER	WA				PRES			QLDB			QLD			WIN	LOSS	RATIO			
	Alex HENDERSON	Raymond POON	Sam RAPSON		Jesse BARNETT	Rian CATHCART	Dillon CHAMBERS		Olav DAHL	Brett FOURRO	Benjamin GOULD	Blake WEBSTER	Jake DUFFY				Ned FREEMAN	Rayden SMITH	Jason ZHANG
Alex HENDERSON	3.0	3.1	0.3		1.3	3.2		3.0					4	2	66.67%
Raymond POON	3.1	3.0	0.3		3.0	3.0		3.0					5	1	83.33%
Sam RAPSON	2.3	1.3	0.3		1.3	3.0		2.3					1	5	16.67%
													0	0	#DIV/0!
Jesse BARNETT	0.3	1.3	3.2						3.0	3.0	3.2		4	2	66.67%
Rian CATHCART	1.3	0.3	3.1						2.3	3.0	3.0		3	3	50.00%
Dillon CHAMBERS	3.0	3.0	3.0						3.1	3.0	3.1		6	0	100.00%
													0	0	#DIV/0!
Olav DAHL	3.1	0.3	3.1						.	.	.		0.3		3.0	1.3	3	3	50.00%
Brett FOURRO	2.3	0.3	0.3						.	.	.						0	3	0.00%
Benjamin GOULD									.	.	.		0.3	2.3	1.3		0	3	0.00%
Blake WEBSTER	0.3	0.3	3.2						.	.	.		0.3	2.3	2.3		1	5	16.67%
Jake DUFFY									3.0	3.0	3.0		.	.	.		3	0	100.00%
Ned FREEMAN					0.3	3.2	1.3						.	.	.		1	2	33.33%
Rayden SMITH					0.3	0.3	0.3		0.3	3.2	3.2		.	.	.		2	4	33.33%
Jason ZHANG					2.3	0.3	1.3		3.1	3.1	3.2		.	.	.		3	3	50.00%

UNDER 13 BOYS TEAMS - PLAYOFF POSITIONS 9 - 12

PLAYER	PREB				WAB				NSWB				SAB			WIN	LOSS	RATIO	
	George GE	Phillip XIE	Dominic NGUYEN		William HAN	Aaron JIANG	James LOW	Daniel TRANG	Thomas ENGELBRECHT	Jayden LAM	Hammil PRASAWAI	Hortin ZENG	Mensur CUTAHUJA	Gavin PROUDE	Kelly WANG				
George GE	3.2		3.0	0.3					0.3	1.3	1.3		2	4	33.33%
Phillip XIE	0.3		3.2	0.3					0.3	0.3	0.3		1	5	16.67%
Dominic NGUYEN	3.0		3.0	3.2					3.0	3.0	3.0		6	0	100.00%
													0	0	#DIV/0!
William HAN	2.3	3.0	0.3			3.1	3.0	0.3					3	3	50.00%
Aaron JIANG						1.3	0.3	1.3					0	3	0.00%
James LOW	0.3	2.3	0.3			2.3	3.0	1.3					1	5	16.67%
Daniel TRANG	3.0	3.0	2.3										2	1	66.67%
Thomas ENGELBRECHT									.	.	.		2.3	2.3	3.2		1	2	33.33%
Jayden LAM					1.3	3.1		3.2		.	.	.					2	1	66.67%
Hammil PRASAWAI					0.3	3.0		0.3		.	.	.		1.3	2.3	0.3	1	5	16.67%
Hortin ZENG					3.0	3.1		3.1		.	.	.		1.3	0.3	1.3	3	3	50.00%
Mensur CUTAHUJA	3.0	3.0	0.3						3.2	3.1	3.1		.	.	.		5	1	83.33%
		0	0	#DIV/0!
Gavin PROUDE	3.1	3.0	0.3						3.2	3.2	3.0		.	.	.		5	1	83.33%
Kelly WANG	3.1	3.0	0.3						2.3	3.0	3.1		.	.	.		4	2	66.67%

UNDER 13 BOYS TEAMS - PLAYOFF POSITIONS 13 - 14

PLAYER	NT				TAS								WIN	LOSS	RATIO				
	David CROWE	Jacob MOORE	Stewart THORNTON		Alexander PACE	Jayden STEVENSON	Callum TABOR	Joshua TOWNEND											
David CROWE	0.3		3.0	3.2									2	1	66.67%
Jacob MOORE	3.0		3.0	3.0									3	0	100.00%
Stewart THORNTON	1.3		2.3	0.3									0	3	0.00%
													0	0	#DIV/0!
Alexander PACE	3.0	0.3	3.1										2	1	66.67%
Jayden STEVENSON													0	0	#DIV/0!
Callum TABOR	0.3	0.3	3.2										1	2	33.33%
Joshua TOWNEND	2.3	0.3	3.0										1	2	33.33%

TEAMS ANALYSIS - UNDER 13 GIRLS TEAMS

	N S W				VICTORIA				TASMANIA				QUEENSLAND				SOUTH AUST				WEST AUST				N S W "B"				PRESIDENTS				WIN	LOSS	RATIO
	Sarah TAN	Vanessa TAN	Antonia ZHANG	0	Michaela CAMPBELL	Chryseia GRACIAS	Darcie MORTON	Christina NGUYEN	Emily EVANS	Madeline GOODSSELL	Daria REEVES	0	Shanae BARRETT	Zabrynn LANDER	Heidi LIU	Courtney ROSE	Marsha GUSEVA	Lily NGUYEN	Hayley VARDON	Lily ZDANSKY COTTLE	Mia KELLY	Roshni KUMAR	Katy VALENTINE	0	Mia CROSS	Katherine Jia Xin Li	Angela ZHAN	Anshen ZHAN	Shelly NIXON	Shannon DEBONO	Ishani CHAKRABARTI	0			
N S W	Sarah TAN				3,0		3,0	3,0	3,0	3,0	3,2	3,0		3,0		3,0	3,2	3,1	3,0		3,0	3,0	3,0		3,0		3,0	1,3	3,0	3,0	3,0	20	1	95.24%	
	Vanessa TAN				3,0		3,0	3,0	3,0	3,0	3,1	3,0		3,0		3,0	3,0	3,0	3,0	3,0	3,0	3,0	3,0		3,0		3,1	0,3	3,0	3,0	3,0	20	1	95.24%	
	Antonia ZHANG				3,0		3,0	3,0	3,0	3,0	3,0	3,0		3,1		3,0	3,2	3,2	3,0		3,0	3,0	3,0		2,3		1,3	0,3	3,0	3,0	3,1	18	3	85.71%	
																																0	0	#DIV/0!	
V I C	Michaela CAMPBELL	0/3	0/3	0/3						3,0	0,3	1,3					0,3	1,3	2,3		2,3	3,0	3,1		0,3		0,3	0,3				3	12	20.00%	
	Chryseia GRACIAS									3,1	3,0	3,0		3,0		3,0	3,2	3,1	3,0	3,0	3,0	3,0	3,0		3,2		0,3	0,3	3,1	3,1	3,0	16	2	88.89%	
	Darcie MORTON	0/3	0/3	0/3										3,1		3,2	1,3				2,3	3,0	3,0		0,3		0,3	0,3	2,3	3,2	2,3	5	10	33.33%	
	Christina NGUYEN	0/3	0/3	0/3						3,0	0,3	3,1		3,1		3,1	0,3	0,3	1,3	3,0									3,2	3,1	0,3	7	8	46.67%	
T A S	Emily EVANS	0/3	0/3	0/3	0/3	1/3		0/3					2,3	3,1		0,3	1,3	0,3		3,2	2,3	0,3	0,3		0,3	0,3	0,3	1,3	0,3	0,3	2	19	9.52%		
	Madeline GOODSSELL	2/3	1/3	0/3		3/0	0/3		3/0				3,0	3,0		3,0	3,0	3,0	3,0		3,2	3,0	3,0		3,0	0,3	0,3	3,0	3,0	3,0	15	6	71.43%		
	Daria REEVES	0/3	0/3	0/3		3/1	0/3		1/3				2,3	3,2		0,3	2,3	2,3		3,1	0,3	3,1	3,0		0,3	0,3	0,3	2,3	0,3	0,3	5	16	23.81%		
																																0	0	#DIV/0!	
Q L D	Shanae BARRETT	0/3	0/3	1/3			0/3	1/3	1/3	3/2	0/3	3/2					0,3	3,1	3,2		2,3	3,0	3,1			0,3	0,3	0,3				6	12	33.33%	
	Zabrynn LANDER									1/3	0/3	2/3									0,3	3,1	3,2						1,3	0,3	0,3	2	7	22.22%	
	Heidi LIU	0/3	0/3	0/3			0/3	2/3	1/3								2,3	3,2	3,0						1,3	0,3	0,3	3,1	1,3	0,3	3	12	20.00%		
	Courtney ROSE	2/3	1/3	2/3			2/3	3/1	3/0	3/0	0/3	3/0					3,0	3,1	3,0		3,0	3,0	3,0		3,1	0,3	0,3	3,0	3,0	3,0	14	7	66.67%		
S A	Marsha GUSEVA	1/3	0/3	2/3		3/0	1/3		3/0	3/1	0/3	3/2		3/0		3/2	0/3				3,0	3,0	3,0		3,2	3,1		1,3	3,0	3,2	3,0	14	7	66.67%	
	Lily NGUYEN	0/3	0/3	0/3		3/1	0/3		3/1	3/0	0/3	3/2		1/3		2/3	1/3				2,3	3,0	1,3		0,3	1,3		0,3	3,0	3,1	3,1	8	13	38.10%	
	Hayley VARDON					3/2	0/3		0/3					2/3		0/3	0/3				1,3	3,0	3,2					3,1	0,3	0,3	4	8	33.33%		
	Lily ZDANSKY COTTLE	0/3	0/3	0/3						2/3	0/3	1/3													0,3	0,3		0,3				0	9	0.00%	
W A	Mia KELLY	0/3	0/3	0/3		3/2	0/3	3/2		3/2	2/3	3/0		3/2	3/0		0/3	0/3	3/2	3/1					0,3	1,3		0,3	3,1	3,0	3,0	11	10	52.38%	
	Roshni KUMAR	0/3	0/3	0/3		0/3	0/3	0/3		3/0	0/3	1/3		0/3	1/3		0/3	0/3	0/3						0,3	0,3		0,3	0,3	0,3	1	20	4.76%		
	Katy VALENTINE	0/3	0/3	0/3		1/3	0/3	0/3		3/0	0/3	0/3		1/3	2/3		0/3	3/1	2/3						0,3	1,3		0,3	3,2	0,3	2,3	3	18	14.29%	
																																0	0	#DIV/0!	
N S W B	Mia CROSS	0/3	0/3	3/2		3/0	2/3	3/0									2/3	3/0		3/0	3/0	3/0	3/0					3,0	3,1	3,0	11	4	73.33%		
	Katherine Jia Xin Li									3/0	0/3	3/0		3/0		3/1	1/3	1/3	3/1	3/0	3/1	3/0	3/1					3,0	3,1	3,1	12	3	80.00%		
	Angela ZHAN	0/3	1/3	3/1		3/0	3/0	3/0		3/0	3/0	3/0		3/0		3/0	3/0											3,0	3,0	3,0	13	2	86.67%		
	Anshen ZHAN	3/1	3/0	3/0		3/0	3/0	3/0		3/0	3/0	3/0		3/0		3/0	3/0	3/1	3/0		3/0	3/0	3/0								18	0	100.00%		
P R E S	Shelly NIXON	0/3	0/3	0/3			1/3	3/2	2/3	3/1	0/3	3/2			3/1	1/3	0/3	0/3	0/3	1/3	1/3	3/0	2/3		0/3	0/3	0/3				5	16	23.81%		
	Shannon DEBONO	0/3	0/3	0/3			1/3	2/3	1/3	3/0	0/3	3/0			3/0	3/1	0/3	2/3	1/3	3/0	0/3	3/0	3/0		1/3	1/3	0/3				7	14	33.33%		
	Ishani CHAKRABARTI	0/3	0/3	1/3			0/3	3/2	3/0	3/0	0/3	3/0			3/0	3/0	0/3	0/3	1/3	3/0	0/3	3/0	3/2		0/3	1/3	0/3				9	12	42.86%		
																															0	0	#DIV/0!		

2010 AUSTRALIAN OPEN JUNIOR CHAMPIONSHIPS

UNDER 18 BOYS SINGLES

Group 1							Group 18						
NAME				Win	Lose	Pos	NAME	NGUYEN	ZHAO	BHAT	Win	Lose	Pos
S1 Heming HU (VIC)							S3 Tim NGUYEN (VIC)		4,5,7	2,6,8	2	0	1
							Anthony ZHAO (NSW)	0,3		-5,7,9,4	1	1	2
							Saiuj BHAT (WA)	0,3	1,3		0	2	3
Fri 15.00 T16 Group 2							Fri 13.45 T14 Group 19						
NAME	WRIGHT	GRACIAS	WALKER	Win	Lose	Pos	NAME	KONETSCHKA	SHU	TACON	Win	Lose	Pos
Zachary WRIGHT (WA)		12,-7,-4,8,4	4,3,8	2	0	1	M KONETSCHKA (SA)		8,5,4,-9,7	2,8,8	2	0	1
Chrystel GRACIAS (VIC)	2,3		6,4,3	1	1	2	Dean SHU (NZ)	2,3		1,3	0	2	3
Jason WALKER (TAS)	0,3	0,3		0	2	3	Liam TACON (QLD)	0,3	5,5,-10,9		1	1	2
Fri 15.00 T14 Group 3							Fri 13.45 T12 Group 20						
NAME	VECOLI	CHUN TIE	WILLIAMS	Win	Lose	Pos	NAME	BLOMELEY	QIANN	BARRY	Win	Lose	Pos
Richard VECOLI (VIC)		8,9,8	3,2,6	2	0	1	Aaron BLOMELEY (VIC)		6,5,7		2	0	1
Sean CHUN TIE (QLD)	0,3		3,4,8	1	1	2	Kevin QIANN (NSW)	0,3		5,9,10	1	1	2
Astan WILLIAMS (NT)	0,3	0,3		0	2	3	Zac BARRY (TAS)	0,3	0,3		0	2	3
Fri 15.00 T12 Group 4							Fri 13.45 T10 Group 21						
NAME	CANG	WIKARTA	CHAMPION	Win	Lose	Pos	NAME	NG	MUHAMMAD	NESBITT	Win	Lose	Pos
Jerry CANG (NZ)		0,3	0,3	0	2	3	S14 Abraham NG (NSW)		-7,-9,8,6,7	5,8,3	2	0	1
Michael WIKARTA (WA)	6,4,11		2,3	1	1	2	Nabeel MUHAMMAD (SA)	2,3		7,6,4	1	1	2
Jamie CHAMPION (VIC)	2,6,11	7,7,-14,6,13		2	0	1	Jason NESBITT (WA)	0,3	0,3		0	2	3
Fri 15.00 T10 Group 5							Fri 13.45 T8 Group 22						
NAME	YAMAMOTO	SYM CHOON	CYNGLER	Win	Lose	Pos	NAME		LU	ZENG	Win	Lose	Pos
S15 Naoya YAMAMOTO (QLD)		3,3,6	5,3,4	2	0	1	S9 Joshua LU (WA)			7,3,6	1	0	1
Regan SYM CHOON (SA)	0,3		2,3	0	2	3	Hortin ZENG (NSW)		0,3		0	1	2
David CYNGLER (VIC)	0,3	10,-5,-9,8,6		1	1	2							
Fri 15.00 T8 Group 6							Fri 13.45 T6 Group 23						
NAME	PAGE	SHABANEH	LEE	Win	Lose	Pos	NAME	HO	TAYLOR	CHALMERS	Win	Lose	Pos
S11 Aaron PAGE (NZ)		7,2,15	1,9,6	2	0	1	S10 Gareth HO (SA)		-8,-4,11,7,4	5,-11,5,10	2	0	1
Sam SHABANEH (TAS)	0,3		0,3	0	2	3	Ben TAYLOR (VIC)	2,3		5,4,5	1	1	2
Gavin LEE (NSW)	0,3	1,5,4		1	1	2	Ryan CHALMERS (TAS)	1,3	0,3		0	2	3
Fri 15.00 T6 Group 7							Fri 13.45 T4 Group 24						
NAME	VON EINEM	GARCIA	SULFARO	Win	Lose	Pos	NAME	TORMEY	NIPPRESS	FORSTER	Win	Lose	Pos
Sam VON EINEM (SA)		-11,6,7,3	9,-7,-9,3,4	2	0	1	Jarryd TORMEY (VIC)		2,3	7,4,8	1	1	2
Moises GARCIA (WA)	1,3		4,9,-7,-5,13	1	1	2	Samuel NIPPRESS (NT)	-6,8,-4,6,9		-9,-11,9,7,4	2	0	1
Ivan SULFARO (VIC)	2,3	2,3		2	0	3	Edward FORSTER (QLD)	0,3	2,3		0	2	3
Fri 15.00 T4 Group 8							Fri 13.45 T2 Group 25						
NAME	GILMORE	LEE	CHEN	Win	Lose	Pos	NAME	SCARLETT	CORLETT	COLLINS	Win	Lose	Pos
Scott GILMORE (VIC)		8,8,5	4,6,5	2	0	1	S7 Oliver SCARLETT (NZ)		8,5,4	4,11,8	2	0	1
Nicholas LEE (NSW)	0,3		6,3,-10,4	1	1	2	Kaleb CORLETT (VIC)	0,3		0,3	0	2	3
Jerry CHEN (NT)	0,3	1,3		2	0	3	Drew COLLINS (WA)	0,3	7,6,7		1	1	2
Fri 15.00 T2 Group 9							Fri 13.45 T1 Group 26						
NAME	TSAO	POPOVIC	THOMAS	Win	Lose	Pos	NAME	RAO	LEE	CHEUNG	Win	Lose	Pos
S8 Erny TSAO (NSW)		9,4,-7,8	9,-8,-10,8,6	2	0	1	S6 Roger RAO (NZ)		3,2,6	6,7,4	2	0	1
Rhys POPOVIC (SA)	1,3		0,3	0	2	3	Paul LEE (NT)	0,3		0,3	0	2	3
Rhys THOMAS (QLD)	2,3	13,3,7		1	1	2	Joshua CHEUNG (VIC)	0,3	6,2,3		1	1	2
Fri 15.00 T1 Group 10							Fri 13.45 T3 Group 27						
NAME	CATHCART	DEQUINA	MORLEY	Win	Lose	Pos	NAME	ROMANOV	WHEADON	PETTETT	Win	Lose	Pos
S5 Dillon CATHCART (VIC)		5,5,7	4,2,2	2	0	1	Levi ROMANOV (NSW)		w/o	1,3			3
Jordan DEQUINA (QLD)	0,3		13,6,-11,4	1	1	2	Tai WHEADON (SA)	3,0		1,3	1	1	2
Jackson MORLEY (TAS)	0,3	1,3		0	2	3	Matthew PETTETT (QLD)	-2,5,5,8	8,7,-7,5		2	0	1
Fri 15.00 T3 Group 11							Fri 13.45 T5 Group 28						
NAME	YOUNG	RAMANATHAN	NG	Win	Lose	Pos	NAME	PHAN	CLUTTERBUCK	SO	Win	Lose	Pos
Liam YOUNG (NZ)		2,3	2,3	0	2	3	Daniel PHAN (SA)		4,1,2	0,3	1	1	2
A RAMANATHAN (WA)	-6,6,6,-3,9		0,3	1	1	2	M CLUTTERBUCK (TAS)	0,3		0,3	0	2	3
Eugene NG (VIC)	6,-5,6,-8,8	8,9,7		2	0	1	Brandon SO (NSW)	10,8,-8,9	2,3,9		2	0	1
Fri 15.00 T5 Group 12							Fri 13.45 T7 Group 29						
NAME	COUGHLAN	SHEN	COAD	Win	Lose	Pos	NAME	VAN DER HEIDEN	SAFILLIN	HOUGHTON	Win	Lose	Pos
Kerrod COUGHLAN (QLD)		7,7,9	3,3,7	2	0	1	S16 N VAN DER HEIDEN (VIC)		3,7,8	2,3	1	1	2
Yang SHEN (VIC)	0,3		2,7,0	1	1	2	Rustem SAFILLIN (SA)	0,3		0,3	0	2	3
Trent COAD (TAS)	0,3	0,3		0	2	3	Ben HOUGHTON (QLD)	6,-5,-7,10,4	5,6,0		2	0	1
Fri 15.00 T7 Group 13							Fri 13.45 T9 Group 30						
NAME		FIELD	TAN	Win	Lose	Pos	NAME	A-HIGGINSON	VALENTINE	ZHENG	Win	Lose	Pos
S12 Justin FIELD (VIC)			6,9,7	1	0	1	S10 E A-HIGGINSON (VIC)		3,0	6,6,6	2	0	1
Raymond TAN (NSW)		0,3		0	1	2	Oliver VALENTINE (WA)	0,3		3,0	1	1	2
							Glandon ZHENG (NSW)	-	-		0	0	-
Fri 15.00 T9 Group 14							Fri 13.45 T11 Group 31						
NAME	RAUV		CHEN	Win	Lose	Pos	NAME	BLUCHER	SMITH	JAYASINHE	Win	Lose	Pos
S13 Danny RAUV (NSW)			7,9,8	1	0	1	Luke BLUCHER (QLD)		8,8,6	8,-7,9,-6,6	2	0	1
Edmond CHEN (VIC)	0,3			0	1	2	Kyle SMITH (TAS)	2,3		0,3	0	2	3
							Kaveesh JAYASINHE (VIC)	0,3	9,7,5		1	1	2
Fri 15.00 T11 Group 15							Fri 13.45 T13 Group 32						
NAME	PHAN	GOODSELL	PUN	Win	Lose	Pos	NAME	COOKSON	WATSON	RUSSELL	Win	Lose	Pos
Steven PHAN (VIC)		-6,4,4,4	4,5,4	2	0	1	Brodie COOKSON (VIC)		-9,8,-9,6,1	5,2,8	2	0	1
Joshua GOODSSELL (TAS)	1,3		5,8,-7,5	1	1	2	Tomas WATSON (NZ)	2,3		7,-6,9,8	1	1	2
Enoch PUN (QLD)	0,3	1,3		2	0	3	Ben RUSSELL (NT)	2,3	1,3		0	2	3
Fri 15.00 T13 Group 16							Fri 13.45 T15 Group 33						
NAME	LI	MOORE	BURT	Win	Lose	Pos	NAME	TOWNSEND	CAMPBELL	FOO	Win	Lose	Pos
Raymond LI (NSW)		7,5,-7,4	-9,-13,2,6,4	2	0	1	S2 Kane TOWNSEND (NSW)		3,4,5	5,3,5	2	0	1
Sam MOORE (NT)	1,3		0,3	0	2	3	Matthew CAMPBELL (WA)	0,3		0,3	0	2	3
Brenton BURT (SA)	2,3	6,7,12		1	1	2	Daniel FOO (SA)	0,3	5,4,3		1	1	2
Fri 15.00 T15 Group 17													
NAME	CHENG	MIRONENKO	BROOKER	Win	Lose	Pos							
S4 Zhiyang CHENG (NZ)		7,7,9	9,6,7	2	0	1							
Tim MIRONENKO (WA)	0,3		-3,9,13,2	1	1	2							
Andrew BROOKER (VIC)	0,3	1,3		0	2	3							

2010 AUSTRALIAN JUNIOR TABLE TENNIS CHAMPIONSHIPS

UNDER 18 BOY'S SINGLES

SEEDINGS

<u>TOP HALF</u>		<u>SEEDINGS</u>
	Heming HU (VIC)	1 Heming HU (VIC)
	Zachary WRIGHT (WA)	2 Kane TOWNSEND (NSW)
	Richard VECOLI (VIC)	3 Tim NGUYEN (VIC)
	Jamie CHAMPION (VIC)	4 Zhiyang CHENG (NZ)
	Naoya YAMAMOTO (QLD)	5 Dillon CATHCART (VIC)
	Aaron PAGE (NZ)	6 Roger RAO (NZ)
	Sam VON EINEM (SA)	7 Oliver SCARLETT (NZ)
	Scott GILMORE (VIC)	8 Erny TSAO (NSW)
	Erny TSAO (NSW)	
	Dillon CATHCART (VIC)	
	Eugene NG (VIC)	
	Kerrod COUGHLAN (QLD)	
	Justin FIELD (VIC)	
	Danny RAUV (NSW)	
	Steven PHAN (VIC)	
	Raymond LI (NSW)	
	Zhiyang CHENG (NZ)	
Final	Heming HU (VIC)	

	Heming HU (VIC)	
	Zachary WRIGHT (WA)	
	Richard VECOLI (VIC)	
	Jamie CHAMPION (VIC)	
	Naoya YAMAMOTO (QLD)	
	Aaron PAGE (NZ)	
	Sam VON EINEM (SA)	
	Scott GILMORE (VIC)	
	Erny TSAO (NSW)	
	Dillon CATHCART (VIC)	
	Eugene NG (VIC)	
	Kerrod COUGHLAN (QLD)	
	Justin FIELD (VIC)	
	Danny RAUV (NSW)	
	Steven PHAN (VIC)	
	Raymond LI (NSW)	
	Zhiyang CHENG (NZ)	
		SEEDINGS
		9 David FIELDING (QLD)
		10 E A-HIGGINSON (VIC)
		11 Aaron PAGE (NZ)
		12 Khoa NGUYEN (SA)
		13 Danny RAUV (NSW)
		14 Abraham NG (NSW)
		15 N YAMAMOTO (QLD)
		16 N VAN DER HEIDEN (VIC)

2010 AUSTRALIAN JUNIOR TABLE TENNIS CHAMPIONSHIPS

SEEDINGS

UNDER 18 BOY'S SINGLES

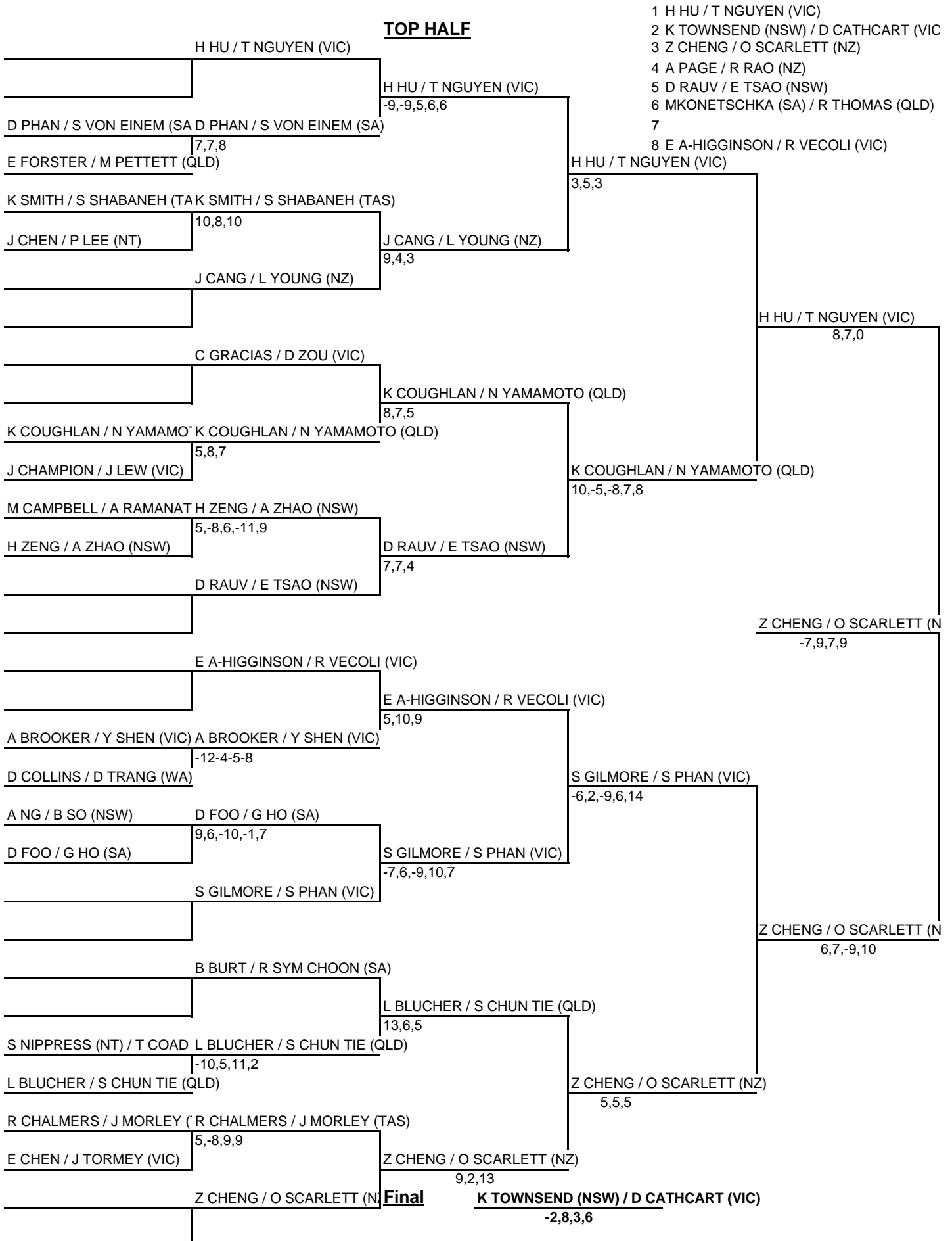
<u>BOTTOM HALF</u>		SEEDINGS
	Tim NGUYEN (VIC)	
	M KONETSCHKA (SA)	Tim NGUYEN (VIC) 2,7,8,9
	Aaron BLOMELEY (VIC)	Tim NGUYEN (VIC) 8,-4,6,6,9
	Abraham NG (NSW)	Aaron BLOMELEY (VIC) -5,4,11,8,6
	Joshua LU (WA)	Tim NGUYEN (VIC) 2,13,-6,9,3
	Gareth HO (SA)	Gareth HO (SA) 6,9,7,8
	Samuel NIPPRESS (NT)	Oliver SCARLETT (NZ) 7,6,9,8
	Oliver SCARLETT (NZ)	Oliver SCARLETT (NZ) 1,8,5,1
	Roger RAO (NZ)	Kane TOWNSEND (NSW) 11,1,3,6
	Matthew PETTETT (QLD)	Roger RAO (NZ) 10,8,7,5
	Brandon SO (NSW)	Roger RAO (NZ) 2,4,8,5
	Ben HOUGHTON (QLD)	Ben HOUGHTON (QLD) -8,-3,8,9,11,9
	E A-HIGGINSON (VIC)	Kane TOWNSEND (NSW) 11,6,8,-9,9
	Luke BLUCHER (QLD)	E A-HIGGINSON (VIC) 6,6,7,9
	Brodie COOKSON (VIC)	Kane TOWNSEND (NSW) 8,8,-9,4,6
	Kane TOWNSEND (NSW)	SEEDINGS
	Final	9 David FIELDING (QLD)
	Kane TOWNSEND (NSW)	10 E A-HIGGINSON (VIC)
		11 Aaron PAGE (NZ)
		12 Khoa NGUYEN (SA)
		13 Danny RAUV (NSW)
		14 Abraham NG (NSW)
		15 N YAMAMOTO (QLD)
		16 N VAN DER HEIDEN (VIC)

Final
Kane TOWNSEND (NSW) 4,6,-6,1,1
Heming HU (VIC)
9,7,7,8

2010 AUSTRALIAN JUNIOR TABLE TENNIS CHAMPIONSHIPS

UNDER 18 BOY'S DOUBLES

SEEDINGS



2010 AUSTRALIAN JUNIOR TABLE TENNIS CHAMPIONSHIPS

UNDER 18 BOY'S DOUBLES

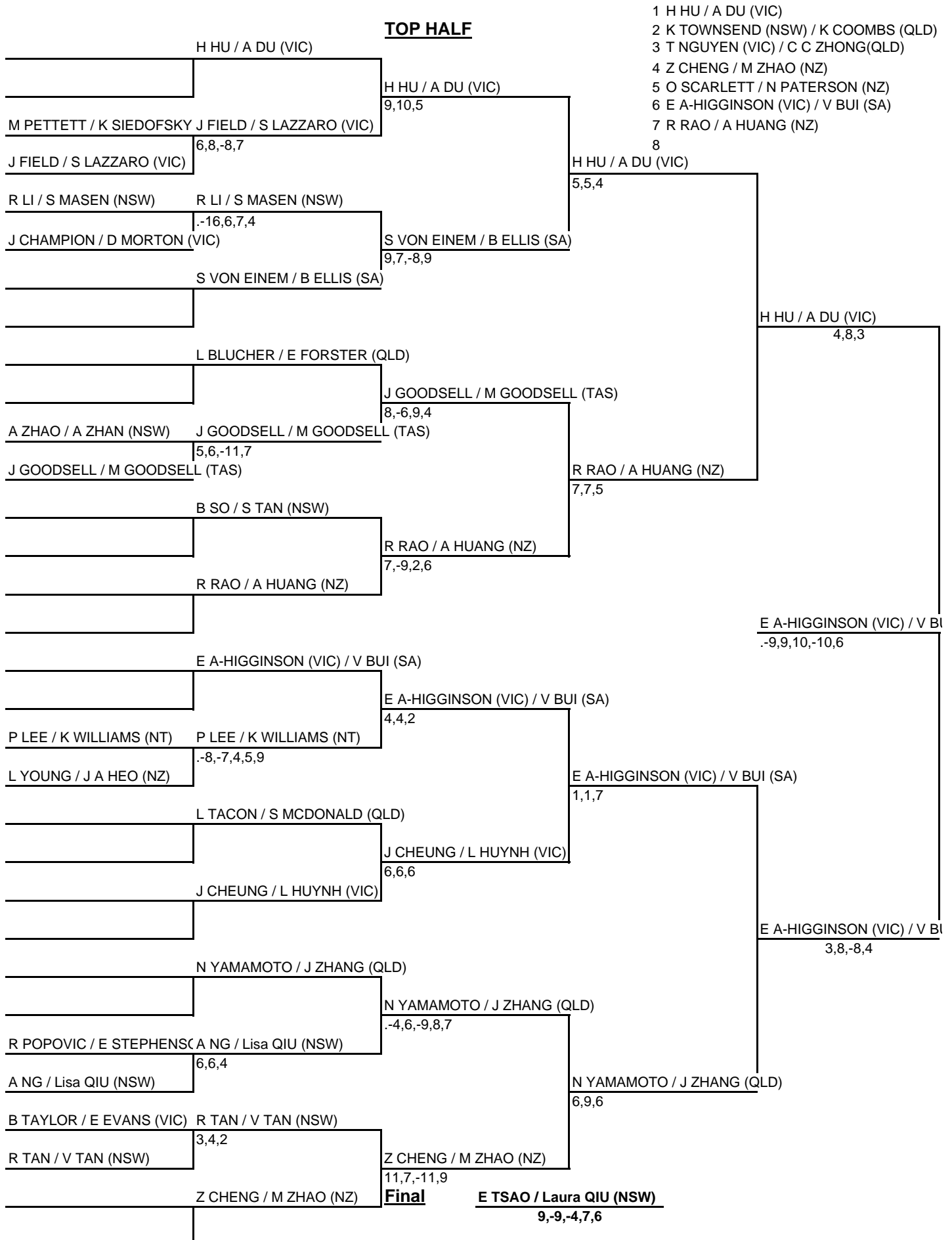
SEEDINGS

<u>BOTTOM HALF</u>		<u>SEEDINGS</u>
	A PAGE / R RAO (NZ)	1 H HU / T NGUYEN (VIC)
		2 K TOWNSEND (NSW) / D CATHCART (VIC)
S MOORE / B RUSSELL (NT) K QIANN / L ROMANOV (NSW)	A PAGE / R RAO (NZ)	3 Z CHENG / O SCARLETT (NZ)
	5,-8,10,6	4 A PAGE / R RAO (NZ)
K QIANN / L ROMANOV (NSW)	9,5,8	5 D RAUV / E TSAO (NSW)
M GARCIA / T MIRONENKO J CHEUNG / N VAN DER HEIDEN (VIC)		6 MKONETSCHKA (SA) / R THOMAS (QLD)
	8,5,7	7
J CHEUNG / N VAN DER HEIDEN (VIC)		8 E A-HIGGINSON / R VECOLI (VIC)
	8,4,8	
S BHAT / M WIKARTA (WA)		
		A PAGE / R RAO (NZ)
		13,-12,8,5
Z BARRY / J GOODSELL (TAS)		
		R LI / G LEE (NSW)
D SHU (NZ) / E PUN (QLD) R LI / G LEE (NSW)		-10,6,5,8
	-4,5,5,7	R LI / G LEE (NSW)
R LI / G LEE (NSW)		10,-7,9,9
J LU / Z WRIGHT (WA) J FIELD / B TAYLOR (VIC)		
	10,-7,7,6	M KONETSCHKA (SA) / R THOMAS (QLD)
J FIELD / B TAYLOR (VIC)		-6,5,9,-8,5
		M KONETSCHKA (SA) / R THOMAS (QLD)
M KONETSCHKA (SA) / R THOMAS (QLD)		K TOWNSEND (NSW) / D CATHCART (VIC)
		6,3,-4,5
Bye		
		J HE / N LEE (NSW)
J HE / N LEE (NSW) J HE / N LEE (NSW)		J DEQUINA / B HOUGHTON (QLD)
	6,7,-9,8	7,-8,-6,5,4
M CLUTTERBUCK / J WALKER (TAS)		J DEQUINA / B HOUGHTON (QLD)
B LU / A WILLIAMS (NT) K CORLETT / D CYNGLER (VIC)		2,6,-12,8
	W/O	J DEQUINA / B HOUGHTON (QLD)
K CORLETT / D CYNGLER (VIC)		K TOWNSEND (NSW) / D CATHCART (VIC)
		5,5,8
J DEQUINA / B HOUGHTON (QLD)		
		D BROWN / L TACON (QLD) D BROWN / L TACON (QLD)
D BROWN / L TACON (QLD) D BROWN / L TACON (QLD)		3,6,7
	3,6,7	D BROWN / L TACON (QLD)
J NESBITT / O VALENTINE (WA)		-6,-7,11,14,9
		K TOWNSEND (NSW) / D CATHCART (VIC)
A BLOMELEY / B COOKSON (VIC)		8,5,3
N MUHAMMAD / R POPOVIC N MUHAMMAD / R POPOVIC (SA)		K TOWNSEND (NSW) / D CATHCART (VIC)
	6,4,7	3,6,6
R TAN / G ZHENG (NSW)		Final
		K TOWNSEND (NSW) / D CATHCART (VIC)
K TOWNSEND (NSW) / D CATHCART (VIC)		-2,8,3,6

2010 AUSTRALIAN JUNIOR TABLE TENNIS CHAMPIONSHIPS

UNDER 18 MIXED DOUBLES

SEEDINGS



2010 AUSTRALIAN JUNIOR TABLE TENNIS CHAMPIONSHIPS

UNDER 18 MIXED DOUBLES

SEEDINGS

<u>BOTTOM HALF</u>		<u>SEEDINGS</u>
	T NGUYEN (VIC) / C C ZHONG(QLD)	1 H HU / A DU (VIC)
	T NGUYEN (VIC) / C C ZHONG(QLD)	2 K TOWNSEND (NSW) / K COOMBS (QLD)
	6,17,7	3 T NGUYEN (VIC) / C C ZHONG(QLD)
B BURT / L GIBB (SA)	D RAUV / A ZHANG (NSW)	4 Z CHENG / M ZHAO (NZ)
	-7,5,-10,4,4	5 O SCARLETT / N PATERSON (NZ)
D RAUV / A ZHANG (NSW)		6 E A-HIGGINSON (VIC) / V BUI (SA)
		7 R RAO / A HUANG (NZ)
		8
		E TSAO / Laura QIU (NSW)
		6,-7,6,-10,5
E TSAO / Laura QIU (NSW)	E TSAO / Laura QIU (NSW)	
	4,1,7	
K JAYASINHE / N SHEN (VIC)	E TSAO / Laura QIU (NSW)	
	3,-9,7,5	
	K COUGHLAN / T LOVEDAY (QLD)	
		E TSAO / Laura QIU (NSW)
		6,10,-5,5
	J CANG (NZ) / I CHUNG (NSW)	
		G LEE / M CAI (NSW)
	9,7,3	
R THOMAS / P HOCKINGS (VIC)	G LEE / M CAI (NSW)	
	7,4,-8,9	
G LEE / M CAI (NSW)		D CATHCART / Y LI (VIC)
		8,9,3
D COLLINS / A BROWN (WA)	D CATHCART / Y LI (VIC)	
	8,7,6	
D CATHCART / Y LI (VIC)	D CATHCART / Y LI (VIC)	
	13,-2,4,-7,7	
	O SCARLETT / N PATERSON (NZ)	
		E TSAO / Laura QIU (NSW)
		-7,6,-10,8,9
	Bye	
		R VECOLI / C DUONG (VIC)
	R VECOLI / C DUONG (VIC)	
G ZHENG / M BISHOP (NSW)	R VECOLI / C DUONG (VIC)	
	11,-10,9,9	
R VECOLI / C DUONG (VIC)		R VECOLI / C DUONG (VIC)
		-5,9,-5,3,7
N MUHAMMAD / B CHER (SA)	N MUHAMMAD / B CHER (SA)	
	-10,10,2,3	
K CORLETT / A LEVER (VIC)	N MUHAMMAD / B CHER (SA)	
	5,8,8	
	J TORMEY / S TORMEY (VIC)	
		K TOWNSEND (NSW) / K COOMBS (QLD)
		6,3,4
	A PAGE / L YUE (NZ)	
		A PAGE / L YUE (NZ)
	7,11,-5,7	
L ROMANOV / K HUNT (NSW)		K TOWNSEND (NSW) / K COOMBS (QLD)
		6,6,3
A BROOKER / E JACOB (VIC)	D SHU (NZ) / K ZHANG (NSW)	
	7,5,-9,6	
D SHU (NZ) / K ZHANG (NSW)	K TOWNSEND (NSW) / K COOMBS (QLD)	
	2,4,5	
	K TOWNSEND (NSW) / K COOMBS (QLD)	
	Final	E TSAO / Laura QIU (NSW)
		9,-9,-4,7,6

2010 AUSTRALIAN OPEN JUNIOR CHAMPIONSHIPS

UNDER 15 BOYS SINGLES

Fri 11.15 T1 Group 1							Fri 11.15 T19 Group 19						
NAME	PROUDE	POON	LEE	Win	Lose	Pos	NAME	NG	HAN	FOURRO	Win	Lose	Pos
S1 Gavin PROUDE (SA)		9,11,-4,10	0-3	1	1	3	S4 Abraham NG (NSW)		5,4,7	2,5,2	2	0	1
Raymond POON (WA)	1-3		9,-7,8,-7,7	1	1	2	William HAN (WA)	0,3		2,3	0	2	3
Gavin LEE (NSW)	5,8,6	2-3		1	1	1	Brett FOURRO (QLD)	0,3	-15,-11,15,5		1	1	2
Fri 11.15 T2 Group 2							Fri 11.15 T20 Group 20						
NAME	BROWN	LEW	VALENTINE	Win	Lose	Pos	NAME	RUSSELL	LEE	CHAMBERS	Win	Lose	Pos
Douglass BROWN (QLD)		6,9,11	4,4,5	2	0	1	Ben RUSSELL (NT)		-6,-7,8,7,10	1-3	1	1	2
James LEW (VIC)	0-3		3,4,7	1	1	2	Nicholas LEE (NSW)	2-3		1-3	0	2	3
Oliver VALENTINE (WA)	0-3	0-3		0	2	3	Dillon CHAMBERS (VIC)	8,-8,4,8	7,13,-9,6		2	0	1
Fri 11.15 T3 Group 3							Fri 12.30 T3 Group 21						
NAME	POPOVIC	RAPSON	HE	Win	Lose	Pos	NAME	GARCIA	CHEN	PUN	Win	Lose	Pos
Rhys POPOVIC (SA)		4,2,8	2-3	1	1	2	Moises GARCIA (WA)		9,-5,-8,9,4	6,5,7	2	0	1
Sam RAPSON (WA)	0-3		0-3	0	2	3	Edmond CHEN (VIC)	2,3		7,4,3	1	1	2
John HE (NSW)	3,7,-6,-10,6	3,6,4		2	0	1	Enoch PUN (QLD)	0,3	0,3		0	2	3
Fri 11.15 T4 Group 4							Fri 12.30 T4 Group 22						
NAME	ZOU	GREGO	BARNETT	Win	Lose	Pos	NAME	DEQUINA	HOCK	CYNGLER	Win	Lose	Pos
Daniel ZOU (VIC)		-6,11,10,9	-8,9,-6,7,7	2	0	1	Jordan DEQUINA (QLD)		w/o	4,8,12	2	0	1
Nicholas GREGO (NSW)	1-3		10,-8,5,7	1	1	2	Tyson HOCK (SA)	0,3		w/o	1	1	2
Jesse BARNETT (QLD)	2-3	1-3		0	2	3	David CYNGLER (VIC)	-	-		0	0	-
Fri 11.15 T5 Group 5							Fri 12.30 T5 Group 23						
NAME	YOUNG	LU	NGUYEN	Win	Lose	Pos	NAME	GILMORE	CHALMERS	WATSON	Win	Lose	Pos
S12 Liam YOUNG (NZ)		9,7,-11,4	3,7,6	2	0	1	Scott GILMORE (VIC)		4,1,1	7,5,3	2	0	1
Joshua LU (WA)	1-3		11,3,2	1	1	2	Ryan CHALMERS (TAS)	0,3		2,3	0	2	3
Augustine NGUYEN (VIC)	0-3	0-3		0	2	3	Tomas WATSON (NZ)	0,3	12,3,11,-7,4		1	1	2
Fri 11.15 T6 Group 6							Fri 12.30 T6 Group 24						
NAME	HUANG	CUTAHUJA	TRANG	Win	Lose	Pos	NAME	COOKSON	JIANG	HOANG	Win	Lose	Pos
S14 Dominic HUANG (VIC)		2,9,5	8,6,4	2	0	1	S14 Brodie COOKSON (VIC)		7,7,7	9,-8,7,-8,6	2	0	1
Mensur CUTAHUJA (SA)	0-3		-8,6,7,7	1	1	2	Aaron JIANG (WA)	0,3		0,3	0	2	3
Daniel TRANG (WA)	0-3	1-3		0	2	3	Peter HOANG (NSW)	2,3	3,6,4		1	1	2
Fri 11.15 T7 Group 7							Fri 12.30 T7 Group 25						
NAME	HO	CATHCART	SMITH	Win	Lose	Pos	NAME	HOUGHTON	ZHAO	COAD	Win	Lose	Pos
Gareth HO (SA)		10,2,2	7,10,3	2	0	1	Ben HOUGHTON (QLD)		15,8,-13,6	10,-9,7,16	2	0	1
Rian CATHCART (VIC)	0-3		1-3	0	2	3	Anthony ZHAO (NSW)	1,3		5,4,8	1	1	2
Kyle SMITH (TAS)	0-3	5,-6,2,11		1	1	2	Trent COAD (TAS)	1,3	0,3		0	2	3
Fri 11.15 T8 Group 8							Fri 12.30 T8 Group 26						
NAME	SO	WALKER	WEBSTER	Win	Lose	Pos	NAME	MUHAMMAD	FORSTER	GRACIAS	Win	Lose	Pos
Brandon SO (NSW)		6,9,5	3,4,3	2	0	1	Nabeel MUHAMMAD (SA)		8,8,5	0,3	1	1	2
Jason WALKER (TAS)	0-3		0-3	0	2	3	Edward FORSTER (QLD)	0,3		0,3	0	2	3
Blake WEBSTER (QLD)	0-3	1,2,3		1	1	2	Chrysler GRACIAS (VIC)	9,5,-8,5	9,6,6		2	0	1
Fri 11.15 T9 Group 9							Fri 12.30 T9 Group 27						
NAME	BLUCHER	SULFARO	MOORE	Win	Lose	Pos	NAME	VAN DER HEIDEN	HENDERSON	BARNETT	Win	Lose	Pos
S8 Luke BLUCHER (QLD)		0-3	5,-3,9,9	1	1	2	S8 N VAN DER HEIDEN (VIC)		3,3,4	5,8,8	2	0	1
Ivan SULFARO (VIC)	8,9,8		4,7,8	2	0	1	Alex HENDERSON (WA)	0,3		8,3,6	1	1	2
Jacob MOORE (NT)	1-3	0-3		0	2	3	Morgan BARNETT (QLD)	0,3	0,3		0	2	3
Fri 11.15 T10 Group 10							Fri 12.30 T10 Group 28						
NAME	VON EINEM	HAN	DAHL	Win	Lose	Pos	NAME	PHAN	MORLEY	ZHANG	Win	Lose	Pos
S7 Sam VON EINEM (SA)		4,7,7	5,3,6	2	0	1	S6 Daniel PHAN (SA)		4,5,3	6,5,8	2	0	1
Lenny HAN (VIC)	0-3		9,9,6	1	1	2	Jackson MORLEY (TAS)	0,3		0,3	0	2	3
Olav DAHL (QLD)	0-3	0-3		0	2	3	Michael ZHANG (NZ)	0,3	4,9,6		1	1	2
Fri 11.15 T11 Group 11							Fri 12.30 T11 Group 29						
NAME	WIKARTA	CLUTTERBUCK	LEE	Win	Lose	Pos	NAME	JAYASINHE	TAN	LOVEDAY	Win	Lose	Pos
Michael WIKARTA (WA)		-12,3,4,9	1-3	1	1	2	Kaveesh JAYASINHE (VIC)		5,4,6	9,6,4	2	0	1
M CLUTTERBUCK (TAS)	1-3		0-3	0	2	3	Raymond TAN (NSW)	0,3		8,-7,-8,7,11	1	1	2
Raymond LEE (NT)	10,-9,4,6	5,11,5		2	0	1	Joseph LOVEDAY (QLD)	0,3	2,3		0	2	3
Fri 11.15 T12 Group 12							Fri 12.30 T12 Group 30						
NAME	SHU	NGUYEN	LU	Win	Lose	Pos	NAME	WRIGHT	PETTETT	ZHENG	Win	Lose	Pos
Dean SHU (NZ)		6,6,8	3,3,0	2	0	1	Zachary WRIGHT (WA)		9,6,7	3,6,4	2	0	1
Dylan NGUYEN (VIC)	0-3		-9,9,7,-8,5	1	1	2	Matthew PETTETT (QLD)	0,3		8,7,5	1	1	2
Ben LU (NT)	0-3	2-3		0	2	3	Glandon ZHENG (NSW)	0,3	0,3		0	2	3
Fri 11.15 T13 Group 13							Fri 12.30 T13 Group 31						
NAME	TORMEY	CAMPBELL	NIPPRESS	Win	Lose	Pos	NAME	PHAN	SAFIULLIN	GE	Win	Lose	Pos
S10 Jarryd TORMEY (VIC)		9,9,3	8,5,-10,7,5	2	0	1	S9 Steven PHAN (VIC)		7,-8,5,6	5,2,3	2	0	1
Matthew CAMPBELL (WA)	0-3		1-3	0	2	3	Rustem SAFIULLIN (SA)	1,3		3,9,9	1	1	2
Samuel NIPPRESS (NT)	2-3	9,7,-8,12		1	1	2	George GE (NSW)	0,3	0,3		0	2	3
Fri 11.15 T14 Group 14							Fri 12.30 T14 Group 32						
NAME	VECOLI	MIRONENKO	CANG	Win	Lose	Pos	NAME	LI	FREEMAN	NG	Win	Lose	Pos
S13 Richard VECOLI (VIC)		5,-12,-9,4,8	1-3	1	1	2	S13 Raymond LI (NSW)		6,8,7	6,3,8	2	0	1
Tim MIRONENKO (WA)	2-3		0-3	0	2	3	Ned FREEMAN (QLD)	0,3		1,3	0	2	3
Jerry CANG (NZ)	4,-9,6,5	9,5,7		2	0	1	Eugene NG (VIC)	0,3	4,-9,2,8		1	1	2
Fri 11.15 T15 Group 15							Fri 12.30 T15 Group 33						
NAME	DUFFY	SHEN	ENGELBRECHT	Win	Lose	Pos	NAME	QIU	CROWE	LOW	Win	Lose	Pos
Jake DUFFY (QLD)		7,5,-8,7	w/o	1	0	1	Lawrence QIU (VIC)		4,6,5	11,2,4	2	0	1
Yang SHEN (VIC)	1-3		w/o	0	1	2	David CROWE (NT)	0,3		1,3	0	2	3
T ENGELBRECHT (NSW)	-	-		-	-	-	James LOW (WA)	0,3	8,-9,10,9		1	1	2
Fri 11.15 T16 Group 16							Fri 12.30 T16 Group 34						
NAME	HOANG	TACON	SUY	Win	Lose	Pos	NAME	ROSE	BHAT	ZENG	Win	Lose	Pos
Lam HOANG (SA)		2-3	2-3	0	2	3	S18 Daniel ROSE (QLD)		3,8,5	2,2,3	2	0	1
Liam TACON (QLD)	6,10,4,-8,9		1-3	1	1	2	Sauji BHAT (WA)	0,3		-5,-9,8,9,8	1	1	2
Leon SUY (VIC)	5,-8,-10,6,3	5,-10,7,6		2	0	1	Hortin ZENG (NSW)	0,3	2,3		0	2	3
Fri 11.15 T17 Group 17							Fri 12.30 T17 Group 35						
NAME	FIELD	WHEADON	ZHANG	Win	Lose	Pos	NAME	RAO	XIE	NGUYEN	Win	Lose	Pos
Justin FIELD (VIC)		9,-3,5,6	4,6,10	2	0	1	S2 Roger RAO (NZ)		5,4,5	5,7,1	2	0	1
Tai WHEADON (SA)	1-3		5,11,7	1	1	2	William XIE (NSW)	0,3		0,3	0	2	3
Jason ZHANG (QLD)	0-3	0-3		0	2	3	Dominic NGUYEN (VIC)	0,3	9,7,7		1	1	2
Fri 11.15 T18 Group 18													
NAME	TSAO	RAMANATHAN	CORLETT	Win	Lose	Pos							
S3 Erny TSAO (NSW)		4,5,4	4,3,3	2	0	1							
A RAMANATHAN (WA)	0-3		5,7,3	1	1	2							
Kaleb CORLETT (VIC)	0-3	0-3		0	2	3							

2010 AUSTRALIAN JUNIOR TABLE TENNIS CHAMPIONSHIPS

UNDER 15 BOY'S SINGLES

SEEDINGS

<u>TOP HALF</u>		<u>SEEDINGS</u>
Dillon CATHCART (VIC)	Dillon CATHCART (VIC)	1 Dillon CATHCART (VIC)
	5,6,6,9	2 Roger RAO (NZ)
Gavin LEE (NSW)		3 Erny TSAO (NSW)
	Dillon CATHCART (VIC)	4 Abraham NG (NSW)
Douglass BROWN (QLD)	7,5,7,9	5 Nathan VAN DER HEIDEN (VIC)
John HE (NSW)		6 Daniel PHAN (SA)
	7,6,4,-7,8	7 Sam VON EINEM (SA)
		8 Luke BLUCHER (QLD)
	Daniel ZOU (VIC)	
		Dillon CATHCART (VIC)
	Daniel ZOU (VIC)	5,3,7,4
	-5,5,6,-7,11,-11,7	
	Liam YOUNG (NZ)	
		Dillon CATHCART (VIC)
	Dominic HUANG (VIC)	5,6,-9,-8,8,6
	Dominic HUANG (VIC)	
	9,7,-3,9,-9,9	
	Gareth HO (SA)	
		Ivan SULFARO (VIC)
		-6,7,8,8,9
	Brandon SO (NSW)	
	Ivan SULFARO (VIC)	Dillon CATHCART (VIC)
	-7,9,10,-6,7,7	6,9,4,7
	Sam VON EINEM (SA)	
	Sam VON EINEM (SA)	
	5,2,4,5	
	Raymond LEE (NT)	
		Sam VON EINEM (SA)
		9,4,8,5
	Dean SHU (NZ)	
	Jarryd TORMEY (VIC)	
	6,2,2,-4,6	
	Jarryd TORMEY (VIC)	
		Erny TSAO (NSW)
		-8,8,-8,14,-6,8,9
	Jerry CANG (NZ)	
	Leon SUY (VIC)	
	4,7,-9,2,10	
	Jake DUFFY (QLD)	Erny TSAO (NSW)
	Leon SUY (VIC)	6,-5,-9,-6,7,9,8
		SEEDINGS
	Justin FIELD (VIC)	9 Steven PHAN (VIC)
		10 Jarryd TORMEY (VIC)
		11 Scott GILMORE (VIC)
	Erny TSAO (NSW)	12 Liam YOUNG (NZ)
	5,8,5,6	13 Richard VECOLI (VIC)
		14 Brodie COOKSON (VIC)
	Erny TSAO (NSW)	15 Raymond LI (NSW)
		16 Dominic HUANG (VIC)
	Final	
	Dillon CATHCART (VIC)	
	5,-9,8,6,-9,10	

2010 AUSTRALIAN JUNIOR TABLE TENNIS CHAMPIONSHIPS

SEEDINGS

UNDER 15 BOY'S SINGLES

<u>BOTTOM HALF</u>		SEEDINGS
	Abraham NG (NSW)	
	Dillon CHAMBERS (VIC)	1 Dillon CATHCART (VIC)
Dillon CHAMBERS (VIC)	w/o	2 Roger RAO (NZ)
Moises GARCIA (WA)		3 Erny TSAO (NSW)
	Jordan DEQUINA (QLD)	4 Abraham NG (NSW)
	Scott GILMORE (VIC)	5 Nathan VAN DER HEIDEN (VIC)
		6 Daniel PHAN (SA)
	Brodie COOKSON (VIC)	7 Sam VON EINEM (SA)
	Ben HOUGHTON (QLD)	8 Luke BLUCHER (QLD)
	Chrysler GRACIAS (VIC)	
	N VAN DER HEIDEN (VIC)	
	Daniel PHAN (SA)	
	Kaveesh JAYASINHE (VIC)	
	Zachary WRIGHT (WA)	
	Steven PHAN (VIC)	
	Raymond LI (NSW)	
	Lawrence QIU (VIC)	
	Daniel ROSE (QLD)	
	Roger RAO (NZ)	
	Final	

- 1 Dillon CATHCART (VIC)
- 2 Roger RAO (NZ)
- 3 Erny TSAO (NSW)
- 4 Abraham NG (NSW)
- 5 Nathan VAN DER HEIDEN (VIC)
- 6 Daniel PHAN (SA)
- 7 Sam VON EINEM (SA)
- 8 Luke BLUCHER (QLD)

Scott GILMORE (VIC)

-8,8,7,6,8

Scott GILMORE (VIC)

6,3,9,7

Scott GILMORE (VIC)

7,-8,-6,8,8,4

Brodie COOKSON (VIC)

-9,-8,-9,8,9,7,6

N VAN DER HEIDEN (VIC)

4,8,5,4

N VAN DER HEIDEN (VIC)

-8,-8,9,-11,10,8,9

Roger RAO (NZ)

8,6,2,8

Daniel PHAN (SA)

4,-5,7,6,6

Steven PHAN (VIC)

11,-7,11,7,6

Steven PHAN (VIC)

7,9,8,7

Roger RAO (NZ)

5,-9,7,7,-10,8

Raymond LI (NSW)

-10,10,-5,5,1,3

Roger RAO (NZ)

11,7,4,7

SEEDINGS

- 9 Steven PHAN (VIC)
- 10 Jarryd TORMEY (VIC)
- 11 Scott GILMORE (VIC)
- 12 Liam YOUNG (NZ)
- 13 Richard VECOLI (VIC)
- 14 Brodie COOKSON (VIC)
- 15 Raymond LI (NSW)
- 16 Dominic HUANG (VIC)

2010 AUSTRALIAN OPEN JUNIOR CHAMPIONSHIPS

UNDER 15 GIRLS SINGLES

Group 1

S1	NAME				Win	Lose	Pos
	Lily PHAN (VIC)						

Fri 16.15 T12

Group 2

NAME	GOODSELL	TAN	HUYNH	Win	Lose	Pos
Madeline GOODSELL (TAS)		2,3	-9,2,-3,8,8	1	1	2
Vanessa TAN (NSW)	4,-6,-6,6,5		1,3	1	1	3
Linda HUYNH (VIC)	2,3	10,-12,7,11		1	1	1

Fri 16.15 T10

Group 3

NAME	ELLIS	KUMAR	CHUNG	Win	Lose	Pos
Bridget ELLIS (SA)		2,2,4	3,13,10	2	0	1
Roshni KUMAR (WA)	0,3		0,3	0	2	3
Isabelle CHUNG (NSW)	0,3	1,2,1		1	1	2

Fri 16.15 T8

Group 4

S5	NAME	CAI	JACOB	SIEDOFSKY	Win	Lose	Pos
	Margaret CAI (NSW)		2,3	6,2,6	1	1	2
	Elizabeth JACOB (VIC)	-8,7,4,-4,10		1,3,5	2	0	1
	Krystal SIEDOFSKY (QLD)	0,3	0,3		0	2	3

Fri 16.15 T6

Group 5

S7	NAME	QIU	NANDORI	EVANS	Win	Lose	Pos
	Lisa QIU (NSW)		3,5,0	7,5,-9,3	2	0	1
	Ostara NANDORI (SA)	0,3		0,3	0	2	3
	Emilie EVANS (VIC)	1,3	5,6,9		1	1	2

Fri 16.15 T4

Group 6

NAME	ZHANG	DEBONO	KELLY	Win	Lose	Pos
Jenny ZHANG (QLD)		10,6,3	3,1,1	2	0	1
Shannon DEBONO (VIC)	0,3		-7,9,-2,10,4	2	0	2
Mia KELLY (WA)	0,3	2,3		0	2	3

Fri 16.15 T2

Group 7

S4	NAME	HUANG	BAILEY	LI	Win	Lose	Pos
	Angel HUANG (NZ)		4,9,1	10,1,3	2	0	1
	Madeline BAILEY (TAS)	0,3		1,3	0	2	3
	Katherine Jia Xin LI (NSW)	0,3	5,6,-11,5		1	1	2

Fri 16.15 T11

Group 8

S3	NAME	MASEN	WALLACE	DUONG	Win	Lose	Pos
	Sandy MASEN (NSW)		3,3,4	3,11,7	2	0	1
	Ashlee WALLACE (TAS)	0,3		0,3	0	2	3
	Catherine DUONG (VIC)	0,3	5,3,9		1	1	2

Fri 16.15 T9

Group 9

NAME	HEO	ROSE	CHAKRABARTI	Win	Lose	Pos
Ji An HEO (NZ)		1,3	3,3,5	1	1	2
Courtney ROSE (QLD)	-9,4,9,8		8,4,10	2	0	1
Ishani CHAKRABARTI (VIC)	0,3	0,3		0	2	3

Fri 16.15 T7

Group 10

S8	NAME	LI	STEPHENSON	VALENTINE	Win	Lose	Pos
	Yiwen LI (VIC)		3,4,4	2,2,2	2	0	1
	Emma STEPHENSON (SA)	0,3		8,7,9	1	1	2
	Katy VALENTINE (WA)	0,3	0,3		0	2	3

Fri 16.15 T5

Group 11

S6	NAME	QIU	CHENG	ZHAN	Win	Lose	Pos
	Louise QIU (VIC)		3,3,3	0,3	1	1	2
	Zhiying CHENG (NZ)	0,3		0,3	0	2	3
	Anshen ZHAN (NSW)	6,8,6	3,2,6		1	0	1

Fri 16.15 T3

Group 12

NAME	TAN	MARTIN	LEVER	Win	Lose	Pos
Sarah TAN (NSW)		-10,-9,9,8,1	2,5,1	2	0	1
Ashley MARTIN (QLD)	2,3		10,3,4	1	1	2
Alexandra LEVER (VIC)	0,3	0,3		0	2	3

Fri 16.15 T1

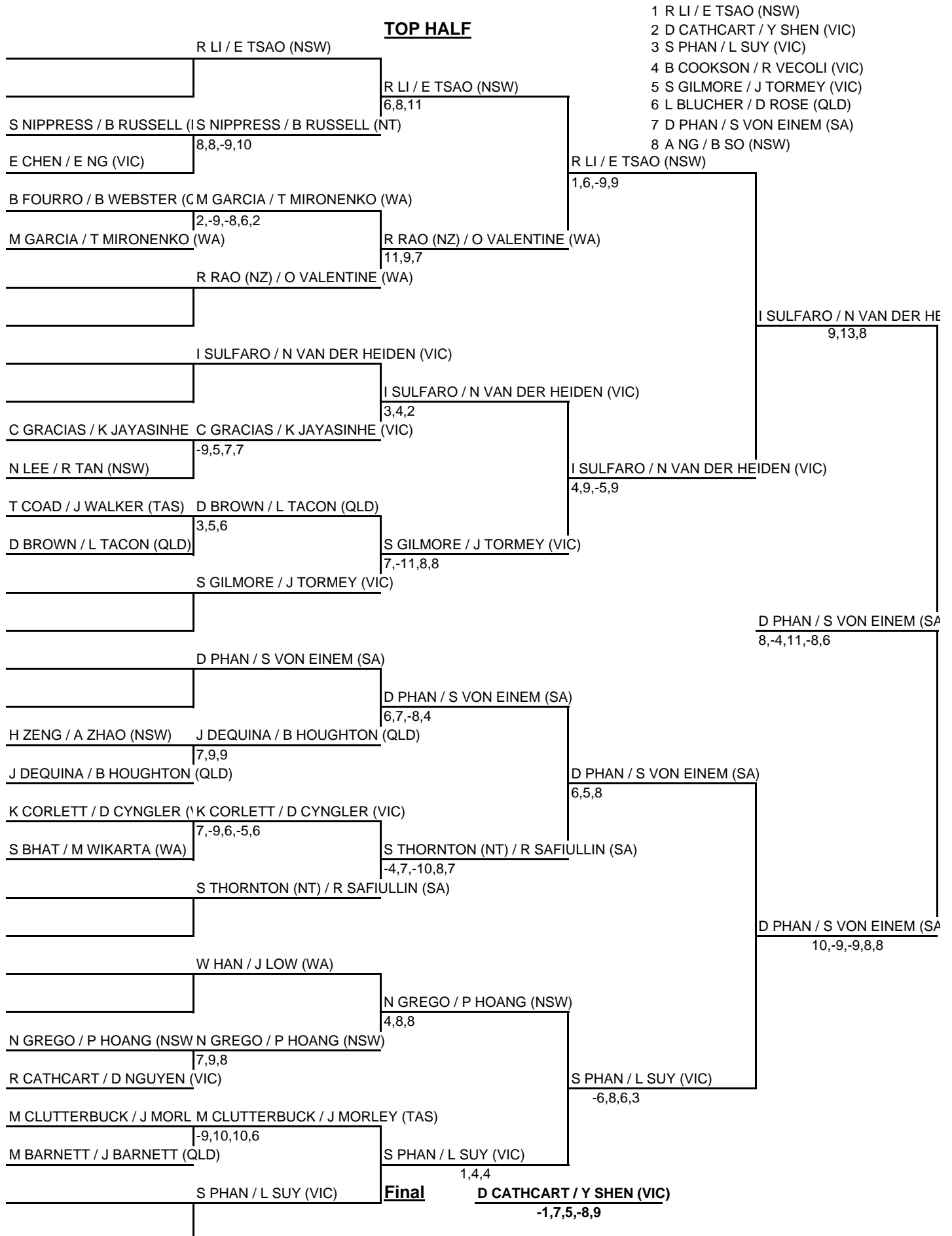
Group 13

S2	NAME	BUI	ZHANG	LEWIS	Win	Lose	Pos
	Vy BUI (SA)		4,0,4	2,2,3	2	0	1
	Antonia ZHANG (NSW)	0,3		6,4,-11,8	1	1	2
	Camilla LEWIS (TAS)	0,3	1,3		2	0	3

2010 AUSTRALIAN JUNIOR TABLE TENNIS CHAMPIONSHIPS

UNDER 15 BOY'S DOUBLES


SEEDINGS



2010 AUSTRALIAN JUNIOR TABLE TENNIS CHAMPIONSHIPS

UNDER 15 BOY'S DOUBLES

SEEDINGS



2010 AUSTRALIAN JUNIOR TABLE TENNIS CHAMPIONSHIPS

UNDER 15 GIRL'S DOUBLES

SEEDINGS

- 1 S MASEN (NSW) / L PHAN (VIC)
- 2 V BUI (SA) / Y LI (VIC)
- 3 J A HEO / A HUANG (NZ)
- 4 Lisa QIU (NSW) / B ELLIS (SA)

	S MASEN (NSW) / L PHAN (VIC)		
		S MASEN (NSW) / L PHAN (VIC)	
C LEWIS (TAS) / K VALENTIN (VIC)	A LEVER / D MORTON (VIC)	5,1,4	
A LEVER / D MORTON (VIC)			
	I CHAKRABARTI (VIC) / E JACOB (VIC)		S MASEN (NSW) / L PHAN (VIC)
		I CHAKRABARTI (VIC) / E JACOB (VIC)	5,6,5
	M CAI / I CHUNG (NSW)	8,-12,-8,7,7	
A ZHAN / A ZHANG (NSW)	A ZHAN / A ZHANG (NSW)		S MASEN (NSW) / L PHAN (VIC)
A MARTIN / K SIEDOFSKY (QLD)		6,7,10	9,1,6
	M KELLY / R KUMAR (WA)	w/o	
	M GOODSSELL (TAS) / L HUYNH (VIC)		
		J A HEO / A HUANG (NZ)	
	J A HEO / A HUANG (NZ)	9,10,6	
			V BUI (SA) / Y LI (VIC)
	Lisa QIU (NSW) / B ELLIS (SA)		2,7,-9,9
		C DUONG / E EVANS (VIC)	
	C DUONG / E EVANS (VIC)	6,8,8	
	O NANDORI / E STEPHENSON (SA)		C ROSE / J ZHANG (QLD)
		C ROSE / J ZHANG (QLD)	9,10,10
	C ROSE / J ZHANG (QLD)	9,13,3	
			V BUI (SA) / Y LI (VIC)
			12,9,4
S TAN / V TAN (NSW)	S TAN / V TAN (NSW)		
M BAILEY / A WALLACE (TAS)		4,2,1	
	Z CHENG (NZ) / M CAMPBELL (VIC)		
		S TAN / V TAN (NSW)	
		6,3,3	
	M CROSS / K J X LI (NSW)		V BUI (SA) / Y LI (VIC)
			9,-9,7,4
	Thu 1545 T 1 911		
		V BUI (SA) / Y LI (VIC)	
		4,9,6	

Quarter Final

Semi Final

Final

2010 AUSTRALIAN JUNIOR TABLE TENNIS CHAMPIONSHIPS

UNDER 15 MIXED DOUBLES

SEEDINGS

<u>TOP HALF</u>		<u>SEEDINGS</u>
	D CATHCART / L PHAN (VIC)	
	D CATHCART / L PHAN (VIC) 7,7,6	1 D CATHCART / L PHAN (VIC)
	N GREGO / V TAN (NSW)	2 R RAO / A HUANG (NZ)
	R CHALMERS / M BAILEY (T K CORLETT / A LEVER (VIC) -8,8,8,7	3 A NG / S MASEN (NSW)
	K CORLETT / A LEVER (VIC)	4 E TSAO / L QIU (NSW)
	D TRANG / R KUMAR (WA)	5 D PHAN / V BUI (SA)
	D TRANG / R KUMAR (WA)	6 S VON EINEM / B ELLIS (SA)
	A ZHAO / A ZHAN (NSW)	7 L BLUCHER / J ZHANG (QLD)
	L TACON / A MARTIN (QLD) -8,6,7,3	8 L YOUNG / J A HEO (NZ)
	L TACON / A MARTIN (QLD)	D CATHCART / L PHAN (VIC) 3,1,1
	K JAYASINHE / C DUONG (VIC)	D CATHCART / L PHAN (VIC) 7,8,4
	L YOUNG / J A HEO (NZ)	L TACON / A MARTIN (QLD) 8,5,-5,-10,4
	K JAYASINHE / C DUONG (VIC) 16,9,8	D CATHCART / L PHAN (VIC) 9,9,11
	D PHAN / V BUI (SA)	D PHAN / V BUI (SA) 8,7,7
	N LEE / M CROSS (NSW) J FIELD / I CHAKRABARTI (VIC) -4,8,7,6	D PHAN / V BUI (SA) 6,6,10
	J FIELD / I CHAKRABARTI (VIC)	D PHAN / V BUI (SA) 9,-5,8,-4,7
	R SAFIULLIN / E STEPHENS R LI / A ZHANG (NSW) 3,4,3	R LI / A ZHANG (NSW) 7,8,-5,6
	R LI / A ZHANG (NSW)	D PHAN / V BUI (SA) 9,-5,8,-4,7
	K SMITH / M GOODSSELL (TAS)	D PHAN / V BUI (SA) 9,-5,8,-4,7
	D HUANG / E EVANS (VIC) R POPOVIC / O NANDORI (SA) W/O	R POPOVIC / O NANDORI (SA) -10,4-9,6,1
	R POPOVIC / O NANDORI (SA)	R POON / M KELLY (WA)
	R POON / M KELLY (WA)	E TSAO / Lisa QIU (NSW) 8,-8,10,4
	M PETTETT / K SIEDOFKY (QLD)	E TSAO / Lisa QIU (NSW) 6,11,6
	E TSAO / Lisa QIU (NSW)	E TSAO / Lisa QIU (NSW) 8,-8,10,4
	E TSAO / Lisa QIU (NSW)	E TSAO / Lisa QIU (NSW) 8,-8,10,4
	Final	D CATHCART / L PHAN (VIC) 7,6,6
	D CATHCART / L PHAN (VIC) 7,6,6	D CATHCART / L PHAN (VIC) 7,6,6

2010 AUSTRALIAN JUNIOR TABLE TENNIS CHAMPIONSHIPS

UNDER 15 MIXED DOUBLES

SEEDINGS

- 1 D CATHCART / L PHAN (VIC)
- 2 R RAO / A HUANG (NZ)
- 3 A NG / S MASEN (NSW)
- 4 E TSAO / L QIU (NSW)
- 5 D PHAN / V BUI (SA)
- 6 S VON EINEM / B ELLIS (SA)
- 7 L BLUCHER / J ZHANG (QLD)
- 8 L YOUNG / J A HEO (NZ)

BOTTOM HALF

	A NG / S MASEN (NSW)		
		A NG / S MASEN (NSW)	
J LEW / M CAMPBELL (VIC)	H ZENG / K J X LI (NSW)	6,4,4	
H ZENG / K J X LI (NSW)	5,6,-9,-6,10		A NG / S MASEN (NSW)
	D SHU / Z CHENG (NZ)		7,5,4
		D SHU / Z CHENG (NZ)	
		10,-8,2,7	
	M CLUTTERBUCK / C LEWIS (TAS)		
			L BLUCHER / J ZHANG (QLD)
R VECOLI / L HUYNH (VIC)	R VECOLI / L HUYNH (VIC)		9,2,7
G PROUDE / L NGUYEN (SA)	2,8,8	R VECOLI / L HUYNH (VIC)	
		3,4,-7,4	
	A HENDERSON / K VALENTINE (WA)		L BLUCHER / J ZHANG (QLD)
			-13,8,6,8
	R CATHCART / Y LI (VIC)		
		L BLUCHER / J ZHANG (QLD)	
		5,6,-9,14	
	L BLUCHER / J ZHANG (QLD)		L BLUCHER / J ZHANG (QLD)
	S VON EINEM / B ELLIS (SA)		-9,6,5,7
		S VON EINEM / B ELLIS (SA)	
		5,6,7	
G ZHENG / I CHUNG (NSW)	G ZHENG / I CHUNG (NSW)		S VON EINEM / B ELLIS (SA)
Y SHEN / D MORTON (VIC)	9,-10,9,-6,9		-10,6,8,6
	B SO / M CAI (NSW)		
		B SO / M CAI (NSW)	
		8,-9,3,-5,9	
	S GILMORE / S DEBONO (VIC)		R RAO / A HUANG (NZ)
			-11,5,11,5
	D BROWN / C ROSE (QLD)		
		D BROWN / C ROSE (QLD)	
		7,8,8	
	J MORLEY / A WALLACE (TAS)		R RAO / A HUANG (NZ)
			5,3,8
G LEE / S TAN (NSW)	G LEE / S TAN (NSW)		
J TORMEY / E JACOB (VIC)	7,7,9	R RAO / A HUANG (NZ)	
		8,9,7	
	R RAO / A HUANG (NZ)	Final	D CATHCART / L PHAN (VIC)
			7,6,6

2010 AUSTRALIAN OPEN JUNIOR CHAMPIONSHIPS

UNDER 13 BOYS SINGLES

Fri 10.00 T1 Group 1							Fri 10.00 T11 Group 10								
	NAME	HUANG	RAPSON	ZENG	Win	Lose	Pos		NAME	ZOU	ZHAO	THORNTON	Win	Lose	Pos
S1	Dominic HUANG (VIC)		-8,2,6,3	7,4,4	2	0	1	S3	Daniel ZOU (VIC)		7,-10,6,6	5,5,2	2	0	1
	Sam RAPSON (WA)	1,3		8,10,-8,11	1	1	2		Anthony ZHAO (NSW)	1,3		5,4,4	1	1	2
	Hortin ZENG (NSW)	0,3	1,3		0	2	3		Stewart THORNTON (NT)	0,3	0,3		0	2	3
Fri 10.00 T2 Group 2							Fri 10.00 T12 Group 11								
	NAME	CHER	TOWNEND	WEBSTER	Win	Lose	Pos		NAME	HOANG	DAHL	XIE	Win	Lose	Pos
S11	Ryan CHER (SA)		2,8,8	8,10,10,-9	2	0	1	S13	Lam HOANG (SA)		2,3,9	2,8,6	2	0	1
	Joshua TOWNEND (TAS)	0,3		1,3	0	2	3		Olav DAHL (QLD)	0,3		4,3,6	1	1	2
	Blake WEBSTER (QLD)	2,3	8,8,-9,2		1	1	2		Phillip XIE (NSW)	0,3	0,3		0	2	3
Fri 10.00 T4 Group 3							Fri 10.00 T13 Group 12								
	NAME	FREEMAN	CATHCART	MOORE	Win	Lose	Pos		NAME	ZHANG	STEVENSON	GE	Win	Lose	Pos
	Ned FREEMAN (QLD)		8,6,7	-4,7,10,10	2	0	1	S12	Jason ZHANG (QLD)		4,4,3	7,7,9	2	0	1
	Rian CATHCART (VIC)	0,3		7,5,1	1	1	2		Jayden STEVENSON (TAS)	0,3		2,3	0	2	3
	Jacob MOORE (NT)	1,3	0,3		0	2	3		George GE (NSW)	0,3	-8,-7,7,6,5		1	1	2
Fri 10.00 T5 Group 4							Fri 10.00 T14 Group 13								
	NAME	LEE	NGUYEN	JIANG	Win	Lose	Pos		NAME	CHAMBERS	TRANG	WONG	Win	Lose	Pos
S8	Nicholas LEE (NSW)		9,3,4	4,3,10	2	0	1		Dillon CHAMBERS (VIC)		5,4,4	6,2,5	2	0	1
	Augustine NGUYEN (VIC)	3,0		9,3,1	1	1	2		Daniel TRANG (WA)	0,3		5,9,-6,-5,7	1	1	2
	Aaron JIANG (WA)	3,0	3,0		0	2	3		Oscar WONG (QLD)	0,3	2,3		0	2	3
Fri 10.00 T6 Group 5							Fri 10.00 T15 Group 14								
	NAME	DUFFY	SAFIULLIN	LOW	Win	Lose	Pos		NAME	SHU	PROUDE	CORLETT	Win	Lose	Pos
S5	Jake DUFFY (QLD)		7,4,5	2,9,9	2	0	1	S6	Dean SHU (NZ)		7,8,5	13,6,3	2	0	1
	Rustem SAFIULLIN (SA)	0,3		7,9,5	1	1	2		Gavin PROUDE (SA)	0,3		9,7,-7,-8,6	1	1	2
	James LOW (WA)	0,3	0,3		0	2	3		Kaleb CORLETT (VIC)	0,3	2,3		0	2	3
Fri 10.00 T7 Group 6							Fri 10.00 T16 Group 15								
	NAME	POON	NGUYEN	FOURRO	Win	Lose	Pos		NAME	GREGO	NGUYEN	CROWE	Win	Lose	Pos
S14	Raymond POON (WA)		-10,6,8,4	9,4,4	2	0	1	S7	Nicholas GREGO (NSW)		5,9,6	6,3,6	2	0	1
	Dominic NGUYEN (VIC)	1,3		9,5,10	1	1	2		Dylan NGUYEN (VIC)	0,3		-7,6,7,7	1	1	2
	Brett FOURRO (QLD)	0,3	0,3		0	2	3		David CROWE (NT)	0,3	1,3		0	2	3
Fri 10.00 T8 Group 7							Fri 10.00 T17 Group 16								
	NAME	SHEN	PACE	NGELBRECHT	Win	Lose	Pos		NAME	HENDERSON	NG	BARNETT	Win	Lose	Pos
S10	Yang SHEN (VIC)		2,9,5	w/o	2	0	1		Alex HENDERSON (WA)		0,3	0,3	0	2	3
	Alexander PACE (TAS)	0,3		w/o	1	1	2		Eugene NG (VIC)	10,6,6		7,11,6	2	0	1
	T ENGELBRECHT (NSW)	-	-		0	0	-		Jesse BARNETT (QLD)	7,10,-2,7			1	1	2
Fri 10.00 T9 Group 8							Fri 10.00 T18 Group 17								
	NAME	HE	GOULD	HAN	Win	Lose	Pos		NAME	SULFARO	CUTAHIJA	LAM	Win	Lose	Pos
S14	John HE (NSW)		5,3,5	5,7,7	2	0	1	S9	Ivan SULFARO (VIC)		6,7,5	5,4,4	2	0	1
	Benjamin GOULD (QLD)	0,3		1,3	0	2	3		Mensur CUTAHIJA (SA)	0,3		5,-6,6,11	1	1	2
	Lenny HAN (VIC)	0,3	5,8,-6,6		1	1	2		Jayden LAM (NSW)	0,3	1,3		0	2	3
Fri 10.00 T10 Group 9							Fri 10.00 T19 Group 18								
	NAME	QIU	WANG	ZHANG	Win	Lose	Pos		NAME	TABOR	SMITH	LEE	Win	Lose	Pos
S4	Lawrence QIU (VIC)		8,2,5	2,3	1	1	2	S15	Callum TABOR (TAS)		0,3	2,3	0	2	3
	Kelly WANG (SA)	0,3		0,3	0	2	3		Rayden SMITH (QLD)	3,5,6		2,7,6	2	0	1
	Michael ZHANG (NZ)	7,-9,11,-6,9	6,5,6		2	0	1		Harrison LEE (NSW)	4,-9,-7,8,6	0,3		1	1	2
Fri 10.00 T3 Group 19															
	NAME	SUY	HAN	PRASAWAI	Win	Lose	Pos								
S2	Leon SUY (VIC)		3,2,7	5,4,4	2	0	1								
	William HAN (WA)	0,3		0,3	0	2	3								
	Hammil PRASAWAI (NSW)	0,3	10,9,7		1	1	2								

2010 AUSTRALIAN JUNIOR TABLE TENNIS CHAMPIONSHIPS

UNDER 13 BOY'S SINGLES

SEEDINGS

- 1 Dominic HUANG (VIC)
- 2 Leon SUY (VIC)
- 3 Daniel ZOU (VIC)
- 4 Lawrence QIU (VIC)
- 5 Jake DUFFY (QLD)
- 6 Dean SHU (NZ)
- 7 Nicholas GREGO (NSW)
- 8 Nicholas LEE (NSW)

Dominic HUANG (VIC)	Dominic HUANG (VIC)		
Bye		Dominic HUANG (VIC)	
Ryan CHER (SA)	Ryan CHER (SA)	3,6,5,3	
Bye			Dominic HUANG (VIC)
Ned FREEMAN (QLD)	Ned FREEMAN (QLD)		5,5,7,8
Bye		Nicholas LEE (NSW)	
Nicholas LEE (NSW)	Nicholas LEE (NSW)	6,5,9,-9,10	
Bye			Jake DUFFY (QLD)
Jake DUFFY (QLD)	Jake DUFFY (QLD)		9,10,4,-9,7
Bye		Jake DUFFY (QLD)	
Raymond POON (WA)	Raymond POON (WA)	-12,11,-4,2,-9,5,6	
Yang SHEN (VIC)		8,-5,6,-6,9,8	Jake DUFFY (QLD)
John HE (NSW)	John HE (NSW)		3,4,14,-10,7
Bye		John HE (NSW)	
Bye	Michael ZHANG (NZ)	8,-9,7,-5,9,9	
Michael ZHANG (NZ)			Jake DUFFY (QLD)
Daniel ZOU (VIC)	Daniel ZOU (VIC)		10,7,6,-3,4
Bye		Daniel ZOU (VIC)	Sat 1300 T 2 1118
Bye	Lam HOANG (SA)	6,-6,12,3,8	
Lam HOANG (SA)			Daniel ZOU (VIC)
Jason ZHANG (QLD)	Dillon CHAMBERS (VIC)		9,8,-8,-7,7,6
Dillon CHAMBERS (VIC)		8,7,-9,2,4	
Bye	Dean SHU (NZ)	-9,9,-5,-11,7,6,8	
Dean SHU (NZ)			Daniel ZOU (VIC)
Nicholas GREGO (NSW)	Nicholas GREGO (NSW)		11,10,6,-11,5
Bye		Ivan SULFARO (VIC)	
Eugene NG (VIC)	Ivan SULFARO (VIC)	4,-10,-7,5,3,9	
Ivan SULFARO (VIC)		-7,2,7,-9,-10,9,9	Ivan SULFARO (VIC)
Rayden SMITH (QLD)	Rayden SMITH (QLD)		12,8,9,-5,-7,10
Bye		Leon SUY (VIC)	
Bye	Leon SUY (VIC)	5,4,5,8	
Leon SUY (VIC)			

Quarter Final

Semi Final

Final

2010 AUSTRALIAN OPEN JUNIOR CHAMPIONSHIPS

UNDER 13 GIRLS SINGLES

Group 1

S1	NAME			Win	Lose	Pos
	Yiwen LI (VIC)					

Fri 12.30 T16

Group 2

NAME	ZHANG	EVANS	LIU	Win	Lose	Pos
Antonia ZHANG (NSW)		4,2,2	5,9,8	2	0	1
Emily EVANS (TAS)	0,3		0,3	0	2	3
Heidi LIU (QLD)	0,3	4,8,5		1	1	2

Fri 12.30 T17

Group 3

S8	NAME	ZHAN	KUMAR	NIXON	Win	Lose	Pos
	Angela ZHAN (NSW)		0,4,1	3,0,5	2	0	1
	Roshni KUMAR (WA)	0,3		0,3	0	2	3
	Shelly NIXON (SA)	0,3	13,4,10		1	1	2

Fri 12.30 T20

Group 4

S7	NAME	ROSE	ZDANSKY COTTLE	MORTON	Win	Lose	Pos
	Courtney ROSE (QLD)		5,2,5	2,6,6	2	0	1
	Lilly ZDANSKY COTTLE (SA)	0,3		0,3	0	2	3
	Darcie MORTON (VIC)	0,3	4,4,3		1	1	2

Fri 12.30 T18

Group 5

NAME	DUONG	KELLY	REEVES	Win	Lose	Pos
Catherine DUONG (VIC)		8,10,8	4,13,3	2	0	1
Mia KELLY (WA)	0,2		6,9,11	1	1	2
Daria REEVES (TAS)	0,3	0,3		0	2	3

Fri 12.30 T19

Group 6

S4	NAME	ZHAN	CHENG	VARDON	Win	Lose	Pos
	Anshen ZHAN (NSW)		2,8,8	1,1,5	2	0	1
	Zhiying CHENG (NZ)	0,3		-7,-3,7,6,3	1	1	2
	Hayley VARDON (SA)	0,3	2,3		0	2	3

Fri 13.45 T16

Group 7

S3	NAME	GOODSELL	GRACIAS	CROSS	Win	Lose	Pos
	Madeline GOODSELL (TAS)		9,-8,8,8	9,7,6	2	0	1
	Chryselia GRACIAS (VIC)	1,3		9,-8,-13,8,8	1	1	2
	Mia CROSS (NSW)	0,3	2,3		0	2	3

Fri 13.45 T17

Group 8

NAME	NGUYEN	CAMPBELL	BARRETT	Win	Lose	Pos
Lily NGUYEN (SA)		8,3,8	3,6,-9,8	2	0	1
Michaela CAMPBELL (VIC)	0,3		0,3	0	2	3
Shanae BARRETT (QLD)	1,3	1,8,10		1	1	2

Fri 13.45 T18

Group 9

S5	NAME	TAN	NGUYEN	VALENTINE	Win	Lose	Pos
	Vanessa TAN (NSW)		4,1,4	1,2,3	2	0	1
	Christina NGUYEN (VIC)	0,3		9,6,2	1	1	2
	Katy VALENTINE (WA)	0,3	0,3		0	2	3

Fri 13.45 T19

Group 10

S6	NAME	LI	GUSEVA	Win	Lose	Pos
	Katherine Jia Xin LI (NSW)		7,9,-8,9	1	0	1
	Marsha GUSEVA (SA)	1,3		0	1	

Fri 13.45 T20

Group 11

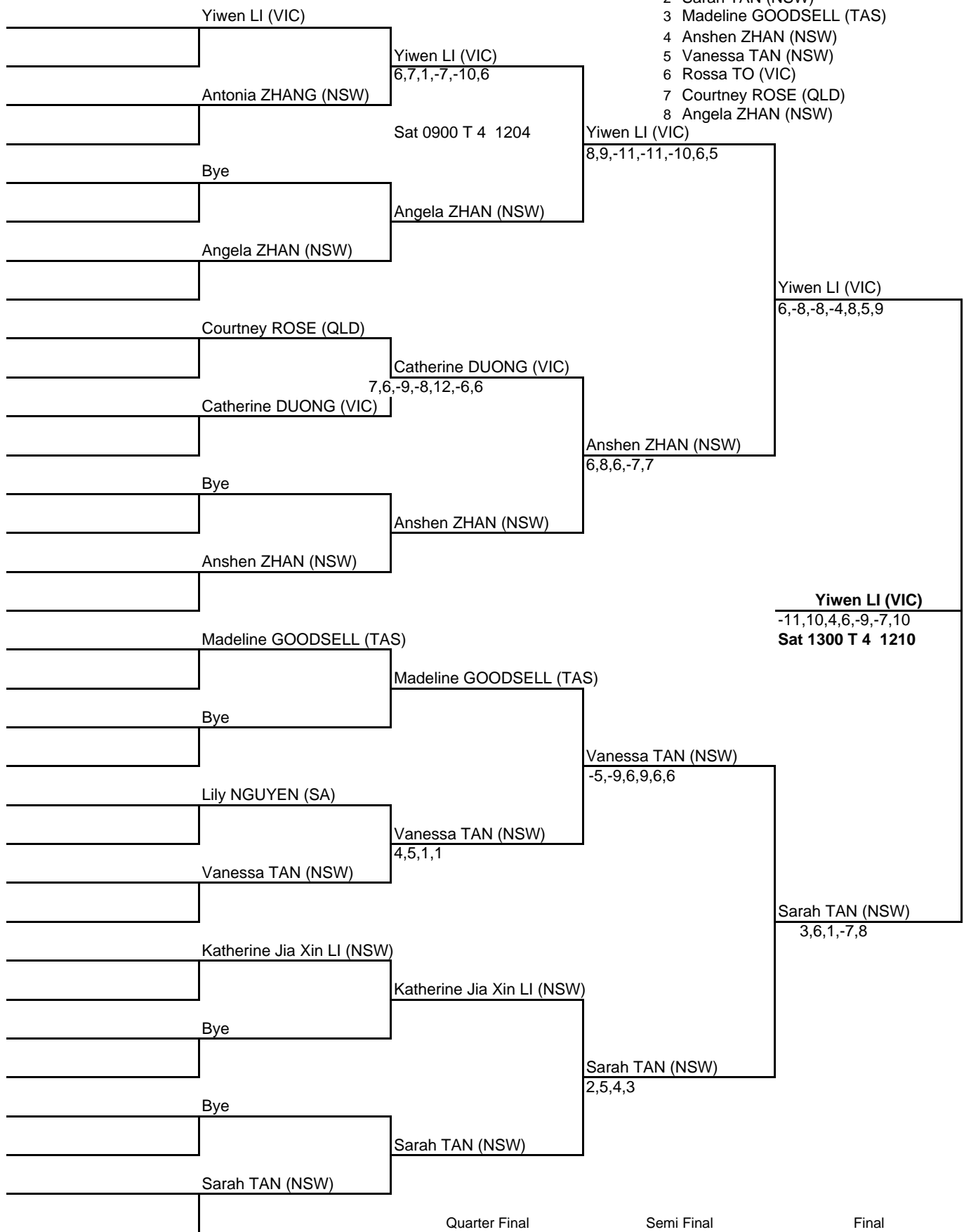
S2	NAME	TAN	CHAKRABARTI	LANDER	Win	Lose	Pos
	Sarah TAN (NSW)		4,2,6	1,6,5	2	0	1
	Ishani CHAKRABARTI (VIC)	0,3		8,7,1	1	1	2
	Zabrynn LANDER (QLD)	0,3	0,3		0	2	3

2010 AUSTRALIAN JUNIOR TABLE TENNIS CHAMPIONSHIPS

UNDER 13 GIRL'S SINGLES

SEEDINGS

- 1 Yiwen LI (VIC)
- 2 Sarah TAN (NSW)
- 3 Madeline GOODSSELL (TAS)
- 4 Anshen ZHAN (NSW)
- 5 Vanessa TAN (NSW)
- 6 Rossa TO (VIC)
- 7 Courtney ROSE (QLD)
- 8 Angela ZHAN (NSW)

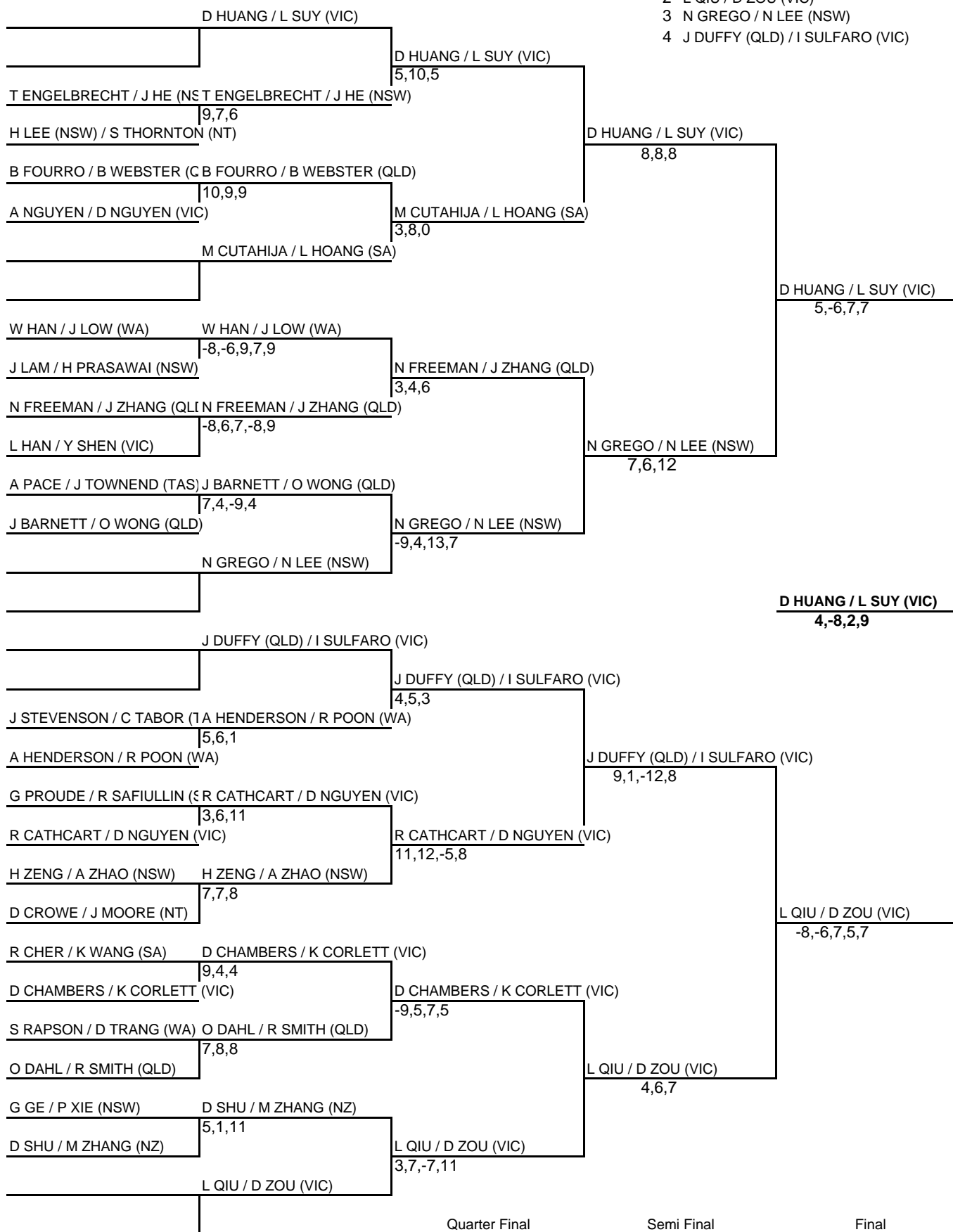


2010 AUSTRALIAN JUNIOR TABLE TENNIS CHAMPIONSHIPS

UNDER 13 BOY'S DOUBLES

SEEDINGS

- 1 D HUANG / L SUY (VIC)
- 2 L QIU / D ZOU (VIC)
- 3 N GREGO / N LEE (NSW)
- 4 J DUFFY (QLD) / I SULFARO (VIC)



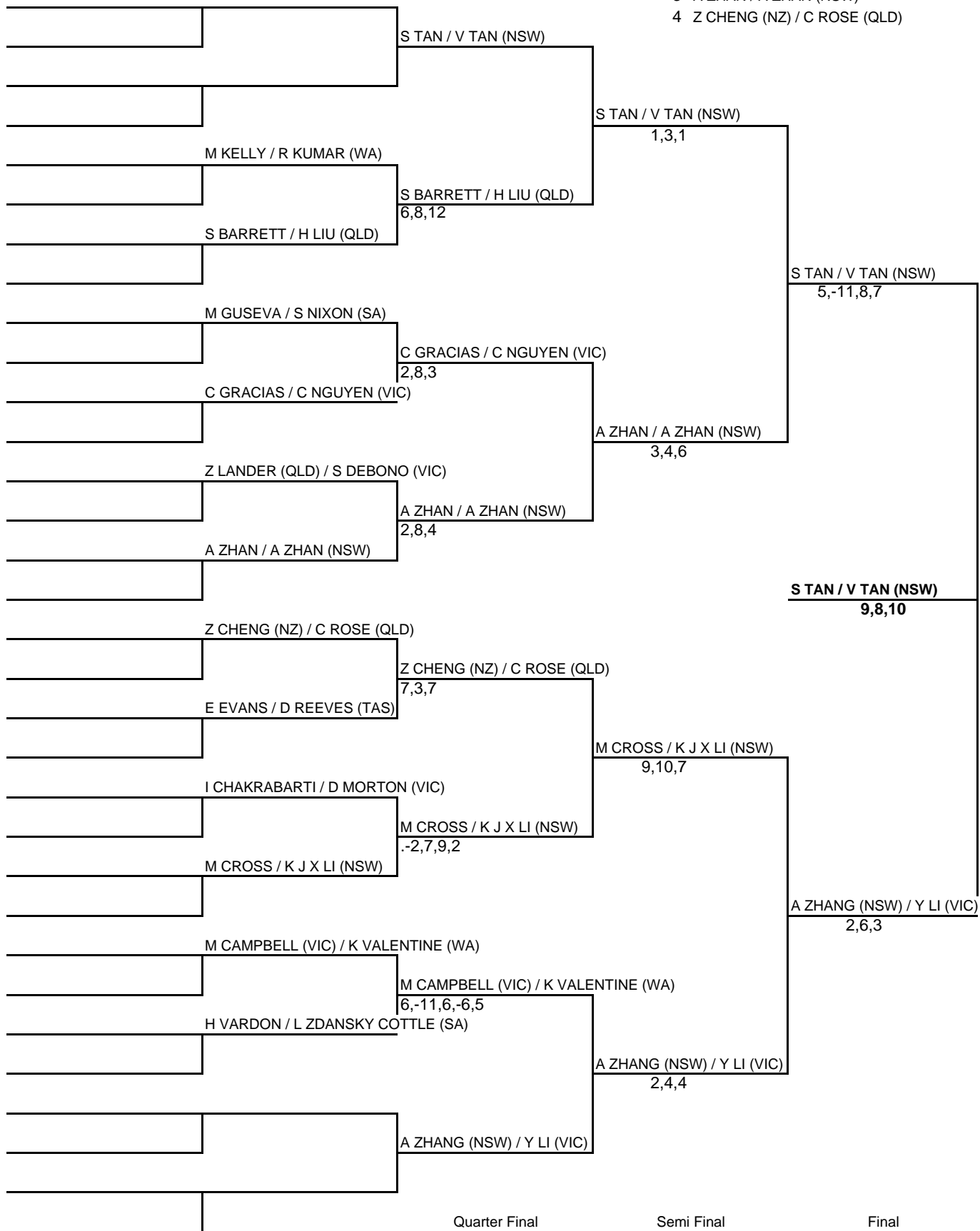
Quarter Final
Semi Final
Final

2010 AUSTRALIAN JUNIOR TABLE TENNIS CHAMPIONSHIPS

UNDER 13 GIRL'S DOUBLES

SEEDINGS

- 1 S TAN / V TAN (NSW)
- 2 A ZHANG (NSW) / Y LI (VIC)
- 3 A ZHAN / A ZHAN (NSW)
- 4 Z CHENG (NZ) / C ROSE (QLD)



2010 AUSTRALIAN JUNIOR TABLE TENNIS CHAMPIONSHIPS

UNDER 13 MIXED DOUBLES

SEEDINGS

<u>TOP HALF</u>		<u>SEEDINGS</u>
Bye		1
	J STEVENSON (TAS) / C GRACIAS (VIC)	2 N LEE / S TAN (NSW)
J STEVENSON (TAS) / C GRACIAS (VIC)		3 Y SHEN / Y LI (VIC)
	R POON / M KELLY (WA)	4 J DUFFY / C ROSE (QLD)
R POON / M KELLY (WA)	7,6,-5,6	5 N GREGO / V TAN (NSW)
	R POON / M KELLY (WA)	6 L QIU / C DUONG (VIC)
	-6,5,7,13	7 D SHU / Z CHENG (NZ)
N FREEMAN / S BARRETT (K CORLETT / S DEBONO (VIC)		8 J HE / A ZHANG (NSW)
10,3,-8,9		
K CORLETT / S DEBONO (VIC)		N GREGO / V TAN (NSW)
		6,5,6
R CHER / L NGUYEN (SA)		
	R CHER / L NGUYEN (SA)	
	10,9,9	
D NGUYEN / C NGUYEN (VIC)		
		N GREGO / V TAN (NSW)
		6,6,8
A NGUYEN / M CAMPBELL (VIC)		
	N GREGO / V TAN (NSW)	
	5,-8,8,5	
N GREGO / V TAN (NSW)		
		J DUFFY / C ROSE (QLD)
		9,11,9
J HE / A ZHANG (NSW)		
	J HE / A ZHANG (NSW)	
	7,5,7	
D TRANG / R KUMAR (WA)		
		J HE / A ZHANG (NSW)
		5,5,-7,-10,6
L HAN / D MORTON (VIC)		
	T ENGELBRECHT / M CROSS (NSW)	
	9,2,9	
T ENGELBRECHT / M CROSS		
		J DUFFY / C ROSE (QLD)
		-5,9,5,7
C TABOR / D REEVES (TAS)		
	H LEE (NSW) / S NIXON (SA)	
	-4,-7,7,9,14	
H LEE (NSW) / S NIXON (SA)		
		J DUFFY / C ROSE (QLD)
		2,3,6
R CATHCART / I CHAKRABARTI (VIC)		
	J DUFFY / C ROSE (QLD)	
	-11,7,3,1	
J DUFFY / C ROSE (QLD)	Final	Y SHEN / Y LI (VIC)
		3,7,-9,14

2010 AUSTRALIAN JUNIOR TABLE TENNIS CHAMPIONSHIPS

UNDER 13 MIXED DOUBLES

SEEDINGS

