

2009 AUSTRALIAN JUNIOR TABLE TENNIS CHAMPIONSHIPS HOBART TASMANIA

U13 Boys' Doubles

SEEDS

- 1 M Ong-Thomson/S Phan (VIC)
- 2 A Ng/E Tsao (NSW)
- 3 D Huang/E Sam (VIC)
- 4 M Cutahija/L Hoang (SA)

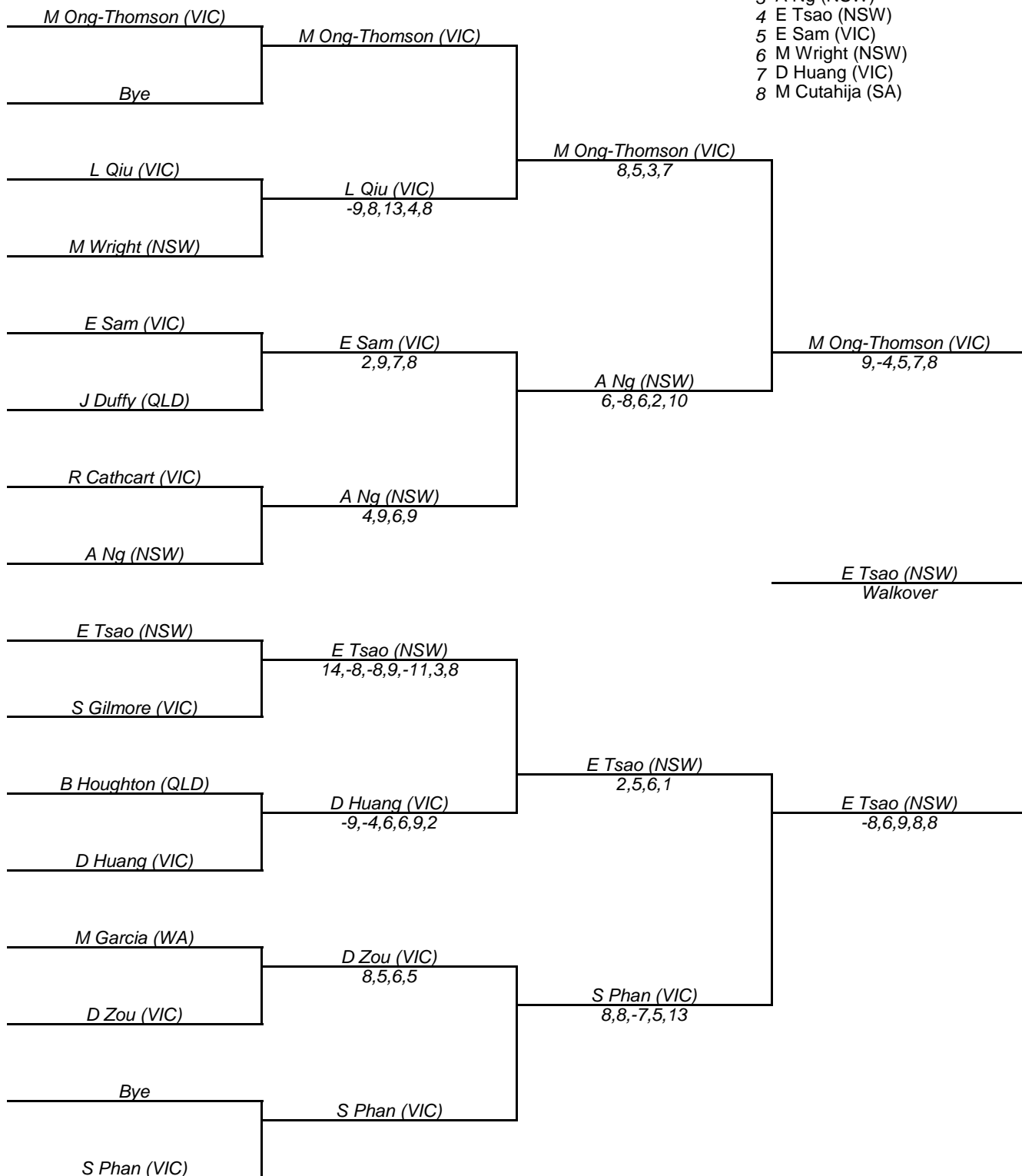


2009 AUSTRALIAN JUNIOR TABLE TENNIS CHAMPIONSHIPS HOBART TASMANIA

U13 Boys' Singles


SEEDS

- 1 M Ong-Thomson (VIC)
- 2 S Phan (VIC)
- 3 A Ng (NSW)
- 4 E Tsao (NSW)
- 5 E Sam (VIC)
- 6 M Wright (NSW)
- 7 D Huang (VIC)
- 8 M Cutahija (SA)



2009 AUSTRALIAN JUNIOR TABLE TENNIS CHAMPIONSHIPS HOBART TASMANIA

U13 Girls' Doubles

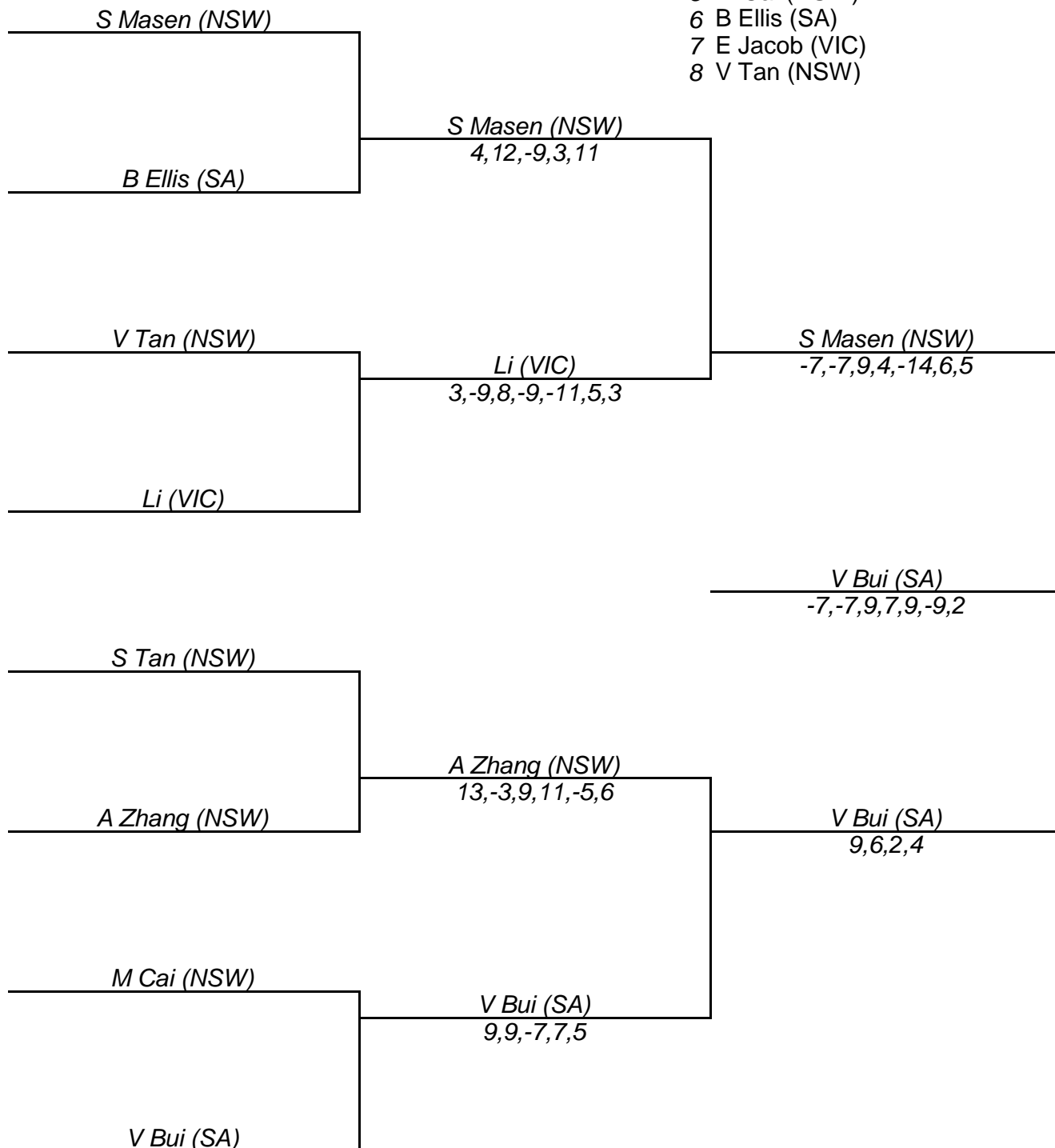


2009 AUSTRALIAN JUNIOR TABLE TENNIS CHAMPIONSHIPS HOBART TASMANIA

U13 Girls' Singles

SEEDS

- 1 S Masen (NSW)
- 2 V Bui (SA)
- 3 Li (VIC)
- 4 S Tan (NSW)
- 5 M Cai (NSW)
- 6 B Ellis (SA)
- 7 E Jacob (VIC)
- 8 V Tan (NSW)




2009 AUSTRALIAN JUNIOR TABLE TENNIS CHAMPIONSHIPS HOBART TASMANIA

U13 Mixed Doubles

SEEDS

- 1 E Tsao/S Masen (NSW)
- 2 S Phan (VIC)/V Bui (SA)
- 3 A Ng/S Tan (NSW)
- 4 D Huang/Li (VIC)




2009 AUSTRALIAN JUNIOR TABLE TENNIS CHAMPIONSHIPS HOBART TASMANIA

U15 Boys' Doubles

SEEDS

- 1 D Fielding (QLD)/H Hu (VIC)
- 2 D Rauv/V Tran (NSW)
- 3 D Cathcart/B Tam (VIC)
- 4 C Ly/A Ng (NSW)

TOP HALF




Final
D Fielding (QLD)/H Hu (VIC)
 2,-5,6,8

2009 AUSTRALIAN JUNIOR TABLE TENNIS CHAMPIONSHIPS HOBART TASMANIA

U15 Boys' Singles

SEEDS

- 1 H Hu (VIC)
- 2 D Cathcart (VIC)
- 3 V Tran (NSW)
- 4 D Fielding (QLD)
- 5 C Ly (NSW)
- 6 B Tam (VIC)
- 7 M Ong-Thomson (VIC)
- 8 D Rauv (NSW)




2009 AUSTRALIAN JUNIOR TABLE TENNIS CHAMPIONSHIPS HOBART TASMANIA

U15 Girls' Doubles

SEEDS

- 1 V Bui (SA)/L Phan (VIC)
- 2 A Du/K Nguyen (VIC)
- 3 K Coombs (QLD)/S Masen (NSW)
- 4 L Qiu/L Qiu (NSW)

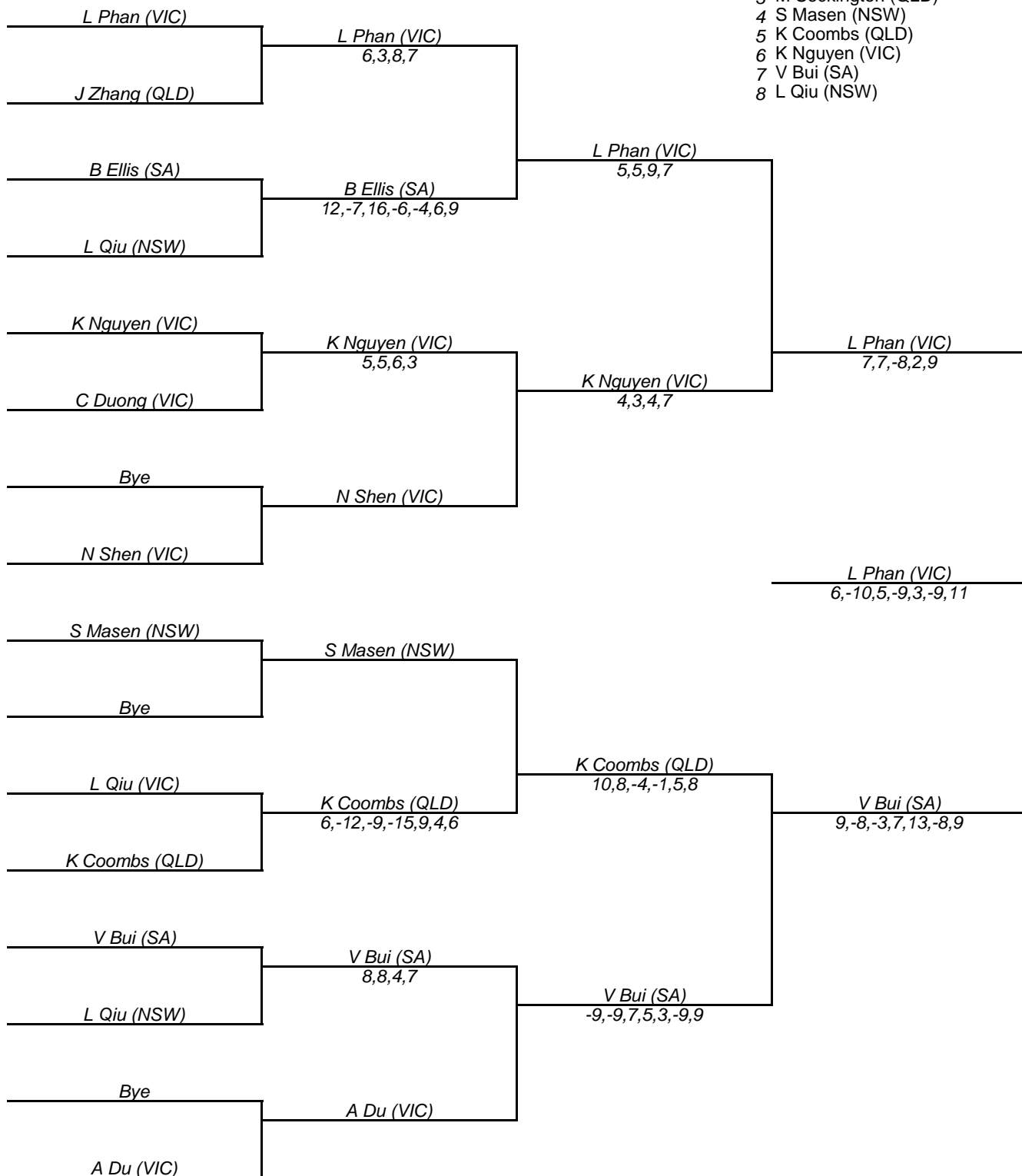


2009 AUSTRALIAN JUNIOR TABLE TENNIS CHAMPIONSHIPS HOBART TASMANIA

U15 Girls' Singles

SEEDS

- 1 L Phan (VIC)
- 2 A Du (VIC)
- 3 M Seckington (QLD)
- 4 S Masen (NSW)
- 5 K Coombs (QLD)
- 6 K Nguyen (VIC)
- 7 V Bui (SA)
- 8 L Qiu (NSW)




2009 AUSTRALIAN JUNIOR TABLE TENNIS CHAMPIONSHIPS HOBART TASMANIA

U15 Mixed Doubles

SEEDS

- 1 H Hu/A Du (VIC)
- 2 V Tran (NSW)/L Phan (VIC)
- 3 D Fielding/K Coombs (QLD)
- 4 D Cathcart/Li (VIC)


TOP HALF



2009 AUSTRALIAN JUNIOR TABLE TENNIS CHAMPIONSHIPS HOBART TASMANIA

U15 Mixed Doubles

BOTTOM HALF



2009 AUSTRALIAN JUNIOR TABLE TENNIS CHAMPIONSHIPS HOBART TASMANIA

U18 Men's Singles

SEEDS

- 1 D Powell (VIC)
- 2 K Townsend (NSW)
- 3 H Hu (VIC)
- 4 J Bricknell (VIC)
- 5 O Scarlett (NZL)
- 6 K Liang (SA)
- 7 M Fong-Ross (NZL)
- 8 V Tran (NSW)




2009 AUSTRALIAN JUNIOR TABLE TENNIS CHAMPIONSHIPS HOBART TASMANIA

U18 Men's Doubles

SEEDS

- 1 D Powell (VIC)/K Townsend (NSW)
- 2 M Fong-Ross/O Scarlett (NZL)
- 3 J Bricknell/J Huang (VIC)
- 4 D Fielding (QLD)/V Tran (NSW)


TOP HALF



2009 AUSTRALIAN JUNIOR TABLE TENNIS CHAMPIONSHIPS HOBART TASMANIA

U18 Men's Doubles

BOTTOM HALF

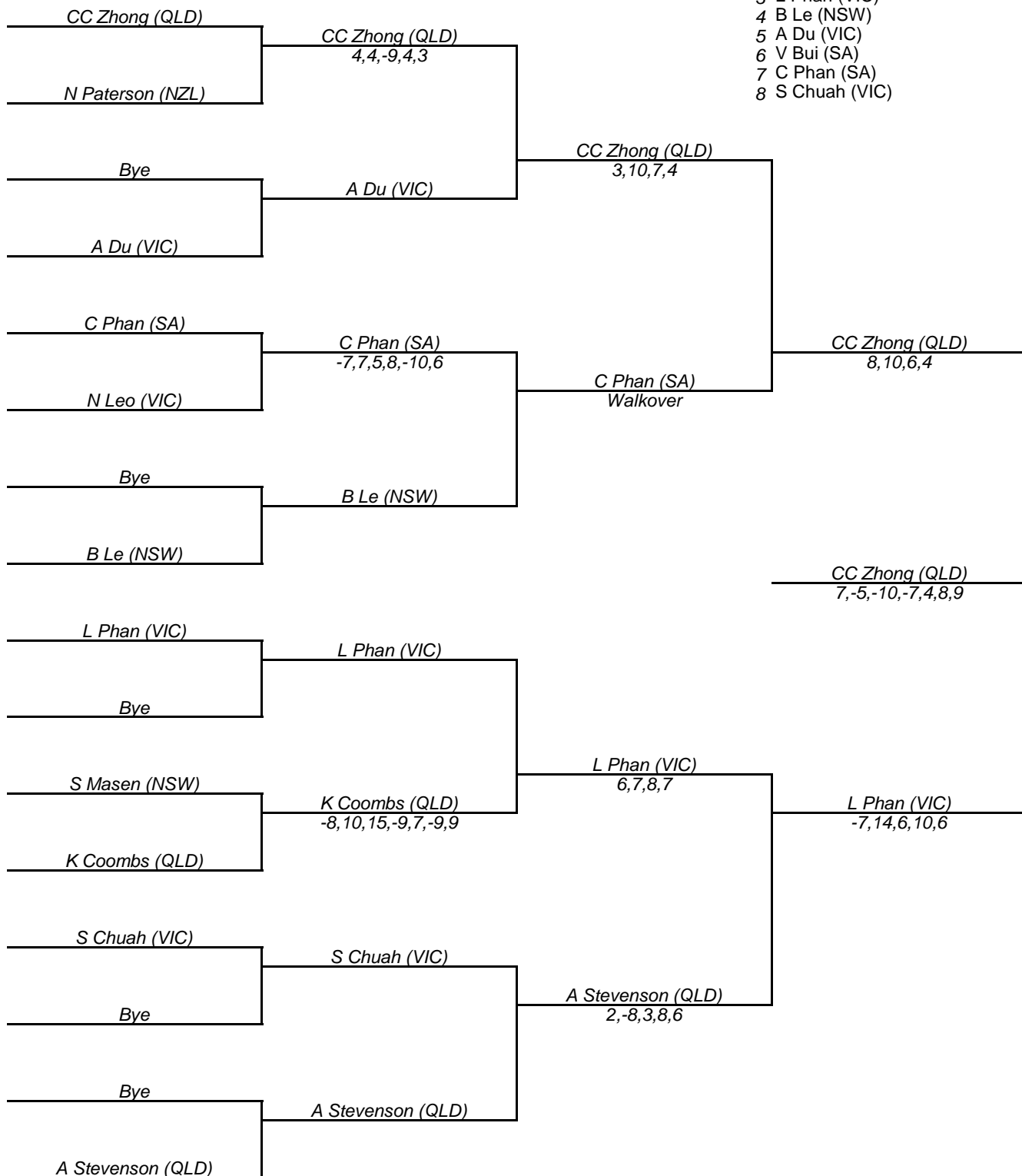


2009 AUSTRALIAN JUNIOR TABLE TENNIS CHAMPIONSHIPS HOBART TASMANIA

U18 Women's Singles

SEEDS

- 1 CC Zhong (QLD)
- 2 A Stevenson (QLD)
- 3 L Phan (VIC)
- 4 B Le (NSW)
- 5 A Du (VIC)
- 6 V Bui (SA)
- 7 C Phan (SA)
- 8 S Chuah (VIC)




2009 AUSTRALIAN JUNIOR TABLE TENNIS CHAMPIONSHIPS HOBART TASMANIA

U18 Women's Doubles

SEEDS

- 1 B Le (NSW)/A Stevenson (QLD)
- 2 V Bui (SA)/CC Zhong (QLD)
- 3 C Phan (SA)/L Phan (VIC)
- 4 S Chuah/A Du (VIC)




2009 AUSTRALIAN JUNIOR TABLE TENNIS CHAMPIONSHIPS HOBART TASMANIA

U18 Mixed Doubles

SEEDS

- 1 D Powell (VIC)/A Stevenson (QLD)
- 2 H Hu/L Phan (VIC)
- 3 K Nguyen (SA)/A Du (VIC)
- 4 K Townsend (NSW)/N Leo (VIC)
- 5 J Bricknell/S Chuah (VIC)
- 6 V Tran (NSW)/C Phan (SA)
- 7 K Liang/V Bui (SA)
- 8 D Rauv/B Le (NSW)


TOP HALF



2009 AUSTRALIAN JUNIOR TABLE TENNIS CHAMPIONSHIPS HOBART TASMANIA

U18 Mixed Doubles

BOTTOM HALF



TEAMS ANALYSIS

Under 13 Boys - Division A

	New South Wales B				Presidents B				Queensland				South Australia B				Victoria				West Australia								
	PLAYER	WF	NG	JH	TM	BL	AS	JZ	AZ	JD	EF	BH	MP	RC	AG	TH	RS	DH	MO	SP	ES	MG	AH	RP	AR				MW
NSW B	Wellen Fu					3/0	1/3	3/0										0/3		1/3	0/3						2	4	33.33%
	Nicholas Grego					3/0	3/0	3/0			3/1	3/2	0/3		3/1	3/0	3/1	3/2		1/3	1/3			3/2	0/3	2/3	10	5	66.67%
	John He					3/0	2/3	1/3			2/3	1/3	0/3		3/0	1/3	1/3	0/3		0/3	0/3			3/2	3/1	3/2	5	10	33.33%
	Taz Mak										0/3	1/3	0/3		2/3	2/3	2/3							0/3	3/0	0/3	1	8	11.11%
PR B	Brandon Lacey	0/3	0/3	0/3						0/3	2/3		0/3		3/1	1/3	3/1						3/1		0/3	0/3	3	9	25.00%
	Atul Shrestha	3/1	0/3	3/2						0/3	0/3		0/3		1/3	2/3	3/0		0/3	0/3	0/3						3	9	25.00%
	Jason Zhang	0/3	0/3	3/1															0/3	0/3	0/3		2/3		0/3	0/3	1	8	11.11%
	Anthony Zhao									0/3	1/3		0/3		0/3	3/2	1/3		0/3	1/3	2/3		3/1		1/3	0/3	2	10	16.67%
QLD	Jake Duffy					3/0	3/0		3/0						3/2	3/2	3/0	3/1		0/3	3/2	3/2			3/0	3/1	11	1	91.67%
	Edward Forster		1/3	3/2	3/0	3/2	3/0		3/1						3/1	2/3	3/0										7	2	77.78%
	Ben Houghton		2/3	3/1	3/1										3/0	3/0	3/1	0/3		0/3	0/3	3/2			3/0	3/1	8	4	66.67%
	Matthew Pettett		3/0	3/0	3/0	3/0	3/0		3/0									1/3		0/3	0/3	1/3			3/1	1/3	7	5	58.33%
SA B	Ryan Cher																	0/3	0/3		0/3						0	3	0.00%
	Anton Golobokov		1/3	0/3	3/2	1/3	3/1		3/0	2/3	1/3	0/3						0/3	0/3		0/3	0/3			0/3	0/3	3	12	20.00%
	Tyson Hock		0/3	3/1	3/2	3/1	3/2		2/3	2/3	3/2	0/3						0/3	0/3		0/3	1/3			0/3	0/3	5	10	33.33%
	Rustem Safullin		1/3	3/1	3/2	1/3	0/3		3/1	0/3	0/3	1/3										0/3			0/3	0/3	3	9	25.00%
VIC	Dominic Huang	3/0	2/3	3/0						1/3		3/0	3/1	3/0	3/0	3/0							3/0	3/0		3/0	10	2	83.33%
	Mitchell Ong-Thomson						3/0	3/0	3/0					3/0	3/0	3/0							3/0	3/0		3/0	9	0	100.00%
	Steven Phan	3/1	3/1	3/0			3/0	3/0	3/1	3/0		3/0	3/0										3/0	3/2		3/0	12	0	100.00%
	Evan Sam	3/0	3/1	3/0			3/0	3/0	3/2	2/3		3/0	3/0	3/0	3/0	3/0											11	1	91.67%
WA	Moises Garcia									2/3		2/3	3/1		3/0	3/1	3/0										4	2	66.67%
	Alex Henderson					1/3		3/2	1/3									0/3	0/3	0/3							1	5	16.67%
	Raymond Poon		2/3	2/3	3/0													0/3	0/3	2/3							1	5	16.67%
	Ashwin Ramanathan		3/0	1/3	0/3	3/0		3/0	3/1	0/3		0/3	1/3		3/0	3/0	3/0										7	5	58.33%
	Michael Wikarta		3/2	2/3	3/0	3/0		3/0	3/0	1/3		1/3	3/1		3/0	3/0	3/0	0/3	0/3	0/3							9	6	60.00%

Under 13 Boys - Division B

	New South Wales				Presidents				South Australia			Tasmania			Victoria B							
	PLAYER	NL	AN	ET	MW	RC	KJ	JM	RT	MC	LH	TW	RC	JM	GY	SG	DN	LQ				DZ
NSW	Nicholas Lee						1/3	3/1	2/3				2/3	3/1	3/0					3	3	50.00%
	Abraham Ng						3/1	3/0	3/0	3/0	3/0	3/0	3/0	3/0	3/0	2/3		2/3	3/0	10	2	83.33%
	Erny Tsao						3/0	3/0	3/1	3/0	3/0	3/0				3/0		3/1	3/0	9	0	100.00%
	Matthew Wright									3/0	3/0	3/0	3/0	3/2	3/0	2/3		0/3	3/2	7	2	77.78%
PR	Rian Cathcart									3/1	1/3	3/0	1/3	3/2	3/0					4	2	66.67%
	Kaveesh Jayasinha	3/1	1/3	0/3									3/0	3/2	3/0					4	2	66.67%
	Jacob Moore	1/3	0/3	0/3						3/1	0/3	0/3	1/3	1/3	3/0					2	7	22.22%
	Raymond Tan	3/2	0/3	1/3						2/3	0/3	0/3								1	5	16.67%
SA	Mensur Cutahija		0/3	0/3	0/3	1/3		1/3	3/2				2/3	0/3	3/0	0/3		1/3	3/0	3	9	25.00%
	Lam Hoang		0/3	0/3	0/3	3/1		3/0	3/0				3/0	3/2	3/0	0/3		1/3	0/3	6	6	50.00%
	Tai Wheadon		0/3	0/3	0/3	0/3		3/0	3/0				3/1	0/3	3/1	1/3		0/3	1/3	4	8	33.33%
TAS	Ryan Chalmers	3/2	0/3		0/3	3/1	0/3	3/1		3/2	0/3	1/3				0/3	2/3		0/3	4	8	33.33%
	Jackson Morley	1/3	0/3		2/3	2/3	2/3	3/1		3/0	2/3	3/0				0/3	0/3		0/3	3	9	25.00%
	Gavin Yang	0/3	0/3		0/3	0/3	0/3	0/3		0/3	0/3	1/3				0/3	0/3		0/3	0	12	0.00%
VIC B	Scott Gilmore		3/2	0/3	3/2					3/0	3/0	3/1	3/0	3/0	3/0					8	1	88.89%
	Dominic Nguyen												3/2	3/0	3/0					3	0	100.00%
	Lawrence Qiu		3/2	1/3	3/0					3/1	3/1	3/0								5	1	83.33%
	Daniel Zou		0/3	0/3	2/3					0/3	3/0	3/1	3/0	3/0	3/0					5	4	55.56%

TEAMS ANALYSIS

Under 13 Boys - Playoff 1-4

	New South Wales				Queensland				Victoria				Victoria B						
	PLAYER	AN	ET	MW	JD	EF	BH	MP	DH	MO	SP	ES	SG	DN	LQ	DZ			
NSW	Abraham Ng				3/0	3/0	3/2			3/2	3/2	0/3					5	1	83.33%
	Erny Tsao				3/0	3/0	3/1			3/0	3/0	3/2					6	0	100.00%
	Matthew Wright				0/3	3/0	1/3			0/3	0/3	3/0					2	4	33.33%
QLD	Jake Duffy	0/3	0/3	3/0									0/3		0/3	3/2	2	4	33.33%
	Edward Forster	0/3	0/3	0/3													0	3	0.00%
	Ben Houghton	2/3	1/3	3/1									3/2		1/3	3/1	3	3	50.00%
	Matthew Pettett												0/3		0/3	0/3	0	3	0.00%
VIC	Dominic Huang													3/0	3/1	3/0	3	0	100.00%
	Mitchell Ong-Thomson	2/3	0/3	3/0													1	2	33.33%
	Steven Phan	2/3	0/3	3/0										3/0	3/0	3/0	4	2	66.67%
	Evan Sam	3/0	2/3	0/3										3/0	3/1	3/0	4	2	66.67%
VIC B	Scott Gilmore				3/0		2/3	3/0									2	1	66.67%
	Dominic Nguyen								0/3		0/3	0/3					0	3	0.00%
	Lawrence Qiu				3/0		3/1	3/0	1/3		0/3	1/3					3	3	50.00%
	Daniel Zou				2/3		1/3	3/0	0/3		0/3	0/3					1	5	16.67%

Under 13 Boys - Playoff 5-8

	New South Wales B					Presidents				South Australia			West Australia					
	PLAYER	WF	NG	JH	TM	RC	KJ	JM	RT	MC	LH	TW	RP	AR	MW			
NSW B	Wellen Fu									3/0	1/3	3/2				2	1	66.67%
	Nicholas Grego					2/3	3/1		2/3							1	2	33.33%
	John He					1/3	1/3		3/0	2/3	0/3	1/3				1	5	16.67%
	Taz Mak					1/3	1/3		3/2	3/1	1/3	2/3				2	4	33.33%
PR	Rian Cathcart		3/2	3/1	3/1											3	0	100.00%
	Kaveesh Jayasinha		1/3	3/1	3/1								3/0	3/2	2/3	4	2	66.67%
	Jacob Moore												1/3	1/3	0/3	0	3	0.00%
	Raymond Tan		3/2	0/3	2/3								1/3	3/1	1/3	2	4	33.33%
SA	Mensur Cutahija	0/3		3/2	1/3								0/3	0/3	0/3	1	5	16.67%
	Lam Hoang	3/1		3/0	3/1								3/1	3/1	3/0	6	0	100.00%
	Tai Wheadon	2/3		3/1	3/2								3/1	0/3	3/2	4	2	66.67%
WA	Raymond Poon						0/3	3/1	3/1	3/0	1/3	1/3				3	3	50.00%
	Ashwin Ramanathan						2/3	3/1	1/3	3/0	1/3	3/0				3	3	50.00%
	Michael Wikarta						3/2	3/0	3/1	3/0	0/3	2/3				4	2	66.67%

Under 13 Boys - Playoff 9-12

	Presidents B			South Australia B			Tasmania						
	PLAYER	BL	JZ	AZ	AG	TH	RS	RC	JM	GY			
PR B	Brandon Lacey							0/3	3/2	3/1	2	1	66.67%
	Jason Zhang							0/3	0/3	3/1	1	2	33.33%
	Anthony Zhao							0/3	2/3	3/1	1	2	33.33%
SA B	Anton Golobokov							3/2	2/3	3/0	2	1	66.67%
	Tyson Hock							3/1	1/3	3/0	2	1	66.67%
	Rustem Safiullin							3/0	1/3	3/0	2	1	66.67%
TAS	Ryan Chalmers	3/0	3/0	3/0	2/3	1/3	0/3				3	3	50.00%
	Jackson Morley	2/3	3/0	3/2	3/2	3/1	3/1				5	1	83.33%
	Gavin Yang	1/3	1/3	1/3	0/3	0/3	0/3				0	6	0.00%

TEAMS ANALYSIS

Under 13 Boys

	PLAYER	Win	Loss	Ratio
NSW	Nicholas Lee			
	Abraham Ng			
	Erny Tsao			
	Matthew Wright			
NSW B	Wellen Fu			
	Nicholas Grego			
	John He			
	Taz Mak			
PR	Rian Cathcart			
	Kaveesh Jayasinhe			
	Jacob Moore			
	Raymond Tan			
PR B	Brandon Lacey			
	Atul Shrestha			
	Jason Zhang			
	Anthony Zhao			
QLD	Jake Duffy			
	Edward Forster			
	Ben Houghton			
	Matthew Pettett			
SA	Mensur Cutahija			
	Lam Hoang			
	Tai Wheadon			
SA B	Ryan Cher			
	Anton Golobokov			
	Tyson Hock			
	Rustem Safiullin			
TAS	Ryan Chalmers			
	Jackson Morley			
	Gavin Yang			
VIC	Dominic Huang			
	Mitchell Ong-Thomson			
	Steven Phan			
	Evan Sam			
VIC B	Scott Gilmore			
	Dominic Nguyen			
	Lawrence Qiu			
	Daniel Zou			
WA	Moises Garcia			
	Alex Henderson			
	Raymond Poon			
	Ashwin Ramanathan			
	Michael Wikarta			

TEAMS ANALYSIS

Under 13 Girls

	PLAYER	New South Wales				New South Wales B				Presidents			Queensland			South Australia			Victoria						
		MC	SM	ST	VT	JB	MC	AM	AZ	MG	SJ	CL	LR	CR	KS	VB	BE	ON	CD	EJ	YL	RT			
NSW	Margaret Cai						3/0	3/0	3/0				3/0	3/0	3/0	3/2	0/3	3/0		3/0	2/3	3/0	10	2	83.33%
	Sandy Masen						3/0	3/0	3/0	3/0	3/0	3/0	3/0	3/0	3/0	2/3	3/2	3/0		3/0	3/2	3/0	14	1	93.33%
	Sarah Tan						3/0	3/0	3/1	2/3	3/0	3/0	3/0	3/0	3/0	0/3	1/3	3/0		3/0	0/3	3/1	11	4	73.33%
	Vanessa Tan									3/2	3/0	3/0											3	0	100.00%
NSW B	Jane Bi									0/3	3/1	3/0	1/3	0/3	3/2	0/3	0/3	0/3					3	6	33.33%
	Mia Cross	0/3	0/3	0/3						1/3	3/0	3/0	3/0	0/3	3/0	0/3	0/3	2/3	2/3		0/3	1/3	4	11	26.67%
	Anneliese Mak	0/3	0/3	0/3															0/3		0/3	0/3	0	6	0.00%
	Antonia Zhang	0/3	0/3	1/3						0/3	3/0	3/0	3/0	3/1	3/0	0/3	2/3	3/1	1/3		0/3	1/3	6	9	40.00%
PR	Maddy Goodsell		0/3	3/2	2/3	3/0	3/1		3/0				3/0	3/1	3/0	0/3	1/3	3/0	3/1	3/1		3/0	11	4	73.33%
	Sarah Jacob		0/3	0/3	0/3	1/3	0/3		0/3				0/3	0/3	0/3	0/3	0/3	0/3	0/3	0/3		0/3	0	15	0.00%
	Camilla Lewis		0/3	0/3	0/3	0/3	0/3		0/3				0/3	0/3	3/2	0/3	0/3	0/3	1/3	0/3		0/3	1	14	6.67%
QLD	Larissa Roberts	0/3	0/3	0/3		3/1	0/3		0/3	0/3	3/0	3/0				0/3	0/3	0/3		0/3	0/3	0/3	3	12	20.00%
	Courtney Rose	0/3	0/3	0/3		3/0	3/0		1/3	1/3	3/0	3/0				0/3	0/3	3/1		3/0	1/3	3/1	7	8	46.67%
	Krystal Siedofsky	0/3	0/3	0/3		2/3	0/3		0/3	0/3	3/0	2/3				0/3	0/3	0/3		0/3	0/3	0/3	1	14	6.67%
SA	Vy Bui	2/3	3/2	3/0		3/0	3/0		3/0	3/0	3/0	3/0	3/0	3/0	3/0				3/0	3/0	3/0		14	1	93.33%
	Bridget Ellis	3/0	2/3	3/1		3/0	3/0		3/2	3/1	3/0	3/0	3/0	3/0	3/0				3/0	3/0	1/3		13	2	86.67%
	Ostara Nandori	0/3	0/3	0/3		3/0	3/2		1/3	0/3	3/0	3/0	3/0	1/3	3/0				2/3	0/3	0/3		6	9	40.00%
VIC	Catherine Duong						3/2	3/0	3/1	1/3	3/0	3/1				0/3	0/3	3/2					6	3	66.67%
	Elizabeth Jacob	0/3	0/3	0/3						1/3	3/0	3/0	3/0	0/3	3/0	0/3	0/3	3/0					5	7	41.67%
	Yiwen Li	3/2	2/3	3/0			3/0	3/0	3/0				3/0	3/1	3/0	0/3	3/1	3/0					10	2	83.33%
	Rossa To	0/3	0/3	1/3			3/1	3/0	3/1	0/3	3/0	3/0	3/0	1/3	3/0								7	5	58.33%

TEAMS ANALYSIS

Under 15 Boys - Division A

	New South Wales				Northern Territory			Presidents				South Australia			Tasmania				Victoria B							
	PLAYER	RL	CL	DR	VT	SM	SN	BR	LB	AB	LH	LN	GH	DP	SV	CE	TM	PN	KS	JC	BC	BT				RV
NSW	Raymond Li					3/0	3/0	3/0		3/1	0/3	3/0					3/0	3/0	3/1					8	1	88.89%
	Chitra Ly					3/0	3/0	3/0		3/0	3/1	3/0	3/0	3/1	3/1					3/1		3/1	3/1	12	0	#####
	Danny Rauv					3/0	3/0	3/0					3/0	2/3	3/2		3/0	3/0	3/0	3/0		3/0	3/1	11	1	91.67%
	Vincent Tran									3/0	3/0	3/1	3/0	3/2	3/0		3/0	3/0	3/1	3/1		3/0	3/0	12	0	#####
NT	Sam Moore	0/3	0/3	0/3					1/3		0/3	0/3	0/3	1/3	0/3	1/3		3/1	0/3	2/3	0/3	1/3		1	14	6.67%
	Samuel Nippres	0/3	0/3	0/3					0/3		0/3	1/3	1/3	0/3	0/3	2/3		3/1	3/1	0/3	0/3	2/3		2	13	13.33%
	Benjamin Russell	0/3	0/3	0/3					1/3		1/3	3/2	1/3	0/3	1/3	2/3		3/0	3/2	0/3	3/2	3/1		5	10	33.33%
PR	Luke Blucher					3/1	3/0	3/1					3/2	0/3	3/1	3/1	3/0		3/0		3/2	3/2	0/3	10	2	83.33%
	Andrew Brooker	1/3	0/3		0/3											3/1	3/0		0/3		0/3	2/3	0/3	2	7	22.22%
	Liam Haveckin	3/0	1/3		0/3	3/0	3/0	3/1					3/2	1/3	3/1						2/3	3/1	1/3	7	5	58.33%
	Liam Nunn	0/3	0/3		1/3	3/0	3/1	2/3					1/3	1/3	2/3	3/0	3/1		3/1					5	7	41.67%
SA	Gareth Ho		0/3	0/3	0/3	3/0	3/1	3/1	2/3		2/3	3/1				3/0	3/0	3/0		3/0	3/1		2/3	9	6	60.00%
	Daniel Phan		1/3	3/2	2/3	3/1	3/0	3/0	3/0		3/1	3/1				3/0	3/0	3/0		3/0	3/2		3/1	13	2	86.67%
	Sam Von Einem		1/3	2/3	0/3	3/0	3/0	3/1	1/3		1/3	3/2				3/1	3/0	3/0		3/0	3/0		3/0	10	5	66.67%
TAS	Christian Escobar					3/1	3/2	3/2	1/3	1/3		0/3	0/3	0/3	1/3						0/3	0/3	1/3	3	9	25.00%
	Tim McKay	0/3		0/3	0/3				0/3	0/3		1/3	0/3	0/3	0/3									0	9	0.00%
	Patrick Noonan	0/3		0/3	0/3	1/3	1/3	0/3					0/3	0/3	0/3						0/3	0/3	0/3	0	12	0.00%
	Kyle Smith	1/3		0/3	1/3	3/0	1/3	2/3	0/3	3/0		1/3									1/3	1/3	1/3	2	10	16.67%
VIC B	Joshua Cheung		1/3	0/3	1/3	3/2	3/0	3/0					0/3	0/3	0/3									3	6	33.33%
	Brodie Cookson					3/0	3/0	2/3	2/3	3/0	3/2		1/3	2/3	0/3	3/0		3/0	3/1					7	5	58.33%
	Ben Taylor		1/3	0/3	0/3	3/1	3/2	1/3	2/3	3/2	1/3					3/0		3/0	3/1					6	6	50.00%
	Richard Vecoli		1/3	1/3	0/3				3/0	3/0	3/1		3/2	1/3	0/3	3/1		3/0	3/1					7	5	58.33%

Under 15 Boys - Division B

	New South Wales B			Presidents B				Queensland				South Australia B				Victoria				West Australia								
	PLAYER	LR	JS	BS	MC	JF	BG	JW	DF	DR	RT	NY	NC	DF	NM	RP	DC	BT	JT	NV	MC	JL	TM				ZW	
NSW B	Levi Romanov				3/0	3/1	3/2		0/3	2/3		2/3		3/1	0/3	3/1	0/3	0/3		0/3	3/1	3/0		0/3	7	8	46.67%	
	Jordan Short				3/0	0/3	1/3		0/3	0/3		0/3		0/3	0/3	0/3	0/3	0/3		0/3	1/3	0/3		0/3	1	14	6.67%	
	Brandon So				3/0	2/3	2/3		0/3	1/3		0/3		3/2	0/3	3/0	0/3	0/3		1/3	2/3	3/1		1/3	4	11	26.67%	
PR B	MacKenzie Clutterbuck	0/3	0/3	0/3					0/3	0/3	0/3			0/3	0/3	0/3	0/3		0/3	0/3					0	12	0.00%	
	Justin Field	1/3	3/0	3/2					1/3	3/2	1/3			2/3	3/1	3/1						3/0	3/1	3/1	8	4	66.67%	
	Brendan Giang	2/3	3/1	3/2										0/3	3/2	2/3	1/3		0/3	0/3		1/3	3/0	0/3	4	8	33.33%	
	Jason Walker								0/3	0/3	0/3						0/3		0/3	0/3		0/3	0/3	0/3	0	9	0.00%	
QLD	David Fielding	3/0	3/0	3/0	3/0	3/1		3/0									1/3	3/0		3/1					8	1	88.89%	
	Daniel Rose	3/2	3/0	3/1	3/0	2/3		3/0					3/0		1/3	3/0					3/0	3/0		3/1	10	2	83.33%	
	Rhys Thomas				3/0	3/1		3/0					3/0		3/2	3/0	1/3	0/3		1/3	3/0	3/0		2/3	8	4	66.67%	
	Naoya Yamamoto	3/2	3/0	3/0									3/0		3/1	3/0	2/3	3/2		2/3	3/0	3/0		3/0	10	2	83.33%	
SA B	Nasir Cutahija									0/3	0/3	0/3										0/3	0/3	1/3	0	6	0.00%	
	Daniel Foo	1/3	3/0	2/3	3/0	3/2	3/0										0/3	1/3	0/3			3/0	3/0	1/3	6	6	50.00%	
	Nabeel Muhammad	3/0	3/0	3/0	3/0	1/3	2/3			3/1	2/3	1/3					0/3	0/3	3/1			3/1	3/2	0/3	8	7	53.33%	
	Rhys Popovic	1/3	3/0	0/3	3/0	1/3	3/2			0/3	0/3	0/3					0/3	1/3	0/3						3	9	25.00%	
VIC	Dillon Cathcart	3/0	3/0	3/0	3/0		3/1	3/0	3/1		3/1	3/2			3/0	3/0	3/0									12	0	100.00%
	Bosco Tam	3/0	3/0	3/0					0/3		3/0	2/3			3/1	3/0	3/1					3/0		3/1	3/1	10	2	83.33%
	Jarryd Tormey				3/0		3/0	3/0							3/0	1/3	3/0					3/0		3/1	0/3	7	2	77.78%
	Nathan Van Der Heider	3/0	3/0	3/1	3/0		3/0	3/0	1/3		3/1	3/2										3/0		3/0	3/0	11	1	91.67%
WA	Matthew Campbell	1/3	3/1	3/2						0/3	0/3	0/3						0/3	0/3	0/3					2	7	22.22%	
	Joshua Lu	0/3	3/0	1/3		0/3	3/1	3/0		0/3	0/3	0/3	3/0	0/3	1/3									4	8	33.33%		
	Tim Mironenko					1/3	0/3	3/0					3/0	0/3	2/3						1/3	1/3	0/3	2	7	22.22%		
	Zachary Wright	3/0	3/0	3/1		1/3	3/0	3/0		1/3	3/2	0/3	3/1	3/1	3/0						1/3	3/0	0/3	10	5	66.67%		

TEAMS ANALYSIS

Under 15 Boys - Playoff POS 1-4

	PLAYER	New South Wales			Queensland			South Australia			Victoria						
		CL	DR	VT	DF	DR	NY	GH	DP	SV	DC	BT	JT	NV			
NSW	Chitra Ly	•••••	•••••	•••••	1/3	3/1	3/0	3/0	3/2	3/2					5	1	83.33%
	Danny Rauv	•••••	•••••	•••••	0/3	3/0	3/1	3/1	0/3	2/3					3	3	50.00%
	Vincent Tran	•••••	•••••	•••••	3/0	3/0	3/0	3/0	3/1	3/0					6	0	100.00%
QLD	David Fielding	3/1	3/0	0/3	•••••	•••••	•••••				3/0	3/0		3/1	5	1	83.33%
	Daniel Rose	1/3	0/3	0/3	•••••	•••••	•••••				1/3	2/3		1/3	0	6	0.00%
	Naoya Yamamoto	0/3	1/3	0/3	•••••	•••••	•••••				1/3	1/3		2/3	0	6	0.00%
SA	Gareth Ho	0/3	1/3	0/3				•••••	•••••	•••••	0/3		3/1	2/3	1	5	16.67%
	Daniel Phan	2/3	3/0	1/3				•••••	•••••	•••••	0/3		3/0	3/2	3	3	50.00%
	Sam Von Einem	2/3	3/2	0/3				•••••	•••••	•••••	0/3		3/0	3/2	3	3	50.00%
VIC	Dillon Cathcart				0/3	3/1	3/1	3/0	3/0	3/0	•••••	•••••	•••••	•••••	5	1	83.33%
	Bosco Tam				0/3	3/2	3/1				•••••	•••••	•••••	•••••	2	1	66.67%
	Jarryd Tormey							1/3	0/3	0/3	•••••	•••••	•••••	•••••	0	3	0.00%
	Nathan Van Der Heide				1/3	3/1	3/2	3/2	2/3	2/3	•••••	•••••	•••••	•••••	3	3	50.00%

Under 15 Boys - Playoff POS 5-8

	PLAYER	Presidents				South Australia B				Victoria B				West Australia									
		LB	AB	LH	LN	NC	DF	NM	RP	JC	BC	BT	RV	MC	JL	TM	ZW						
PR	Luke Blucher	•••••	•••••	•••••	•••••									3/0	3/0		3/2	3	0	100.00%			
	Andrew Brooker	•••••	•••••	•••••	•••••									0/3	0/3	3/2	3/0	3/0	3/2	4	2	66.67%	
	Liam Haveckin	•••••	•••••	•••••	•••••									3/2	2/3	1/3	3/0	3/1		3/1	4	2	66.67%
	Liam Nunn	•••••	•••••	•••••	•••••									3/0	3/1	2/3					2	1	66.67%
SA B	Nasir Cutahija					•••••	•••••	•••••	•••••	0/3		0/3	1/3	0/3		0/3	0/3	0/3	0	6	0.00%		
	Daniel Foo					•••••	•••••	•••••	•••••	2/3		1/3	0/3	3/0		3/1	0/3		2	4	33.33%		
	Nabeel Muhammad					•••••	•••••	•••••	•••••	3/2		1/3	3/2						2	1	66.67%		
	Rhys Popovic					•••••	•••••	•••••	•••••					3/1		3/2	1/3		2	1	66.67%		
VIC B	Joshua Cheung					3/0	3/2	2/3		•••••	•••••	•••••	•••••						2	1	66.67%		
	Brodie Cookson		3/0	2/3	0/3					•••••	•••••	•••••	•••••						1	2	33.33%		
	Ben Taylor		3/0	3/2	1/3	3/0	3/1	3/1		•••••	•••••	•••••	•••••						5	1	83.33%		
	Richard Vecoli		2/3	3/1	3/2	3/1	3/0	2/3		•••••	•••••	•••••	•••••						4	2	66.67%		
WA	Matthew Campbell	0/3	0/3	0/3		3/0	0/3		1/3					•••••	•••••	•••••	•••••	1	5	16.67%			
	Joshua Lu	0/3	0/3	1/3										•••••	•••••	•••••	•••••	0	3	0.00%			
	Tim Mironenko					3/0	1/3		2/3					•••••	•••••	•••••	•••••	1	2	33.33%			
	Zachary Wright	2/3	2/3	1/3		3/0	3/0		3/1					•••••	•••••	•••••	•••••	3	3	50.00%			

Under 15 Boys - Playoff POS 9-12

	PLAYER	New South Wales B			Northern Territory			Presidents B				Tasmania					
		LR	JS	BS	SM	SN	BR	MC	JF	BG	JW	CE	TM	KS			
NSW B	Levi Romanov	•••••	•••••	•••••				3/0	3/1	3/0		3/1	3/0	3/1	6	0	100.00%
	Jordan Short	•••••	•••••	•••••				3/0	0/3	0/3		3/0	3/1	0/3	3	3	50.00%
	Brandon So	•••••	•••••	•••••				3/0	3/1	0/3		3/1	3/0	3/0	5	1	83.33%
NT	Sam Moore				•••••	•••••	•••••	1/3	0/3	3/0		1/3	3/1	0/3	2	4	33.33%
	Samuel Nippress				•••••	•••••	•••••	1/3	1/3	3/0		3/0	3/0	1/3	3	3	50.00%
	Benjamin Russell				•••••	•••••	•••••	0/3	0/3	3/0		3/2	3/0	3/2	4	2	66.67%
PR B	MacKenzie Clutterbuck	0/3	0/3	0/3				•••••	•••••	•••••	•••••				0	3	0.00%
	Justin Field	1/3	3/0	1/3	3/1	3/1	3/0	•••••	•••••	•••••	•••••				4	2	66.67%
	Brendan Giang	0/3	3/0	3/0	3/0	3/1	3/0	•••••	•••••	•••••	•••••				5	1	83.33%
	Jason Walker	0/3	0/3	0/3	0/3	0/3	0/3	•••••	•••••	•••••	•••••				0	3	0.00%
TAS	Christian Escobar	1/3	0/3	1/3	3/1	0/3	2/3					•••••	•••••	•••••	1	5	16.67%
	Tim McKay	0/3	1/3	0/3	1/3	0/3	0/3					•••••	•••••	•••••	0	6	0.00%
	Kyle Smith	1/3	3/0	0/3	3/0	3/1	2/3					•••••	•••••	•••••	3	3	50.00%

TEAMS ANALYSIS

Under 15 Boys

	PLAYER	Win	Loss	Ratio
NSW	Raymond Li			
	Chitra Ly			
	Danny Rauv			
	Vincent Tran			
NSW B	Levi Romanov			
	Jordan Short			
	Brandon So			
NT	Sam Moore			
	Samuel Nippres			
	Benjamin Russell			
PR	Luke Blucher			
	Andrew Brooker			
	Liam Haveckin			
	Liam Nunn			
PR B	MacKenzie Clutterbuck			
	Justin Field			
	Brendan Giang			
	Jason Walker			
QLD	David Fielding			
	Daniel Rose			
	Rhys Thomas			
	Naoya Yamamoto			
SA	Gareth Ho			
	Daniel Phan			
	Sam Von Einem			
SA B	Nasir Cutahija			
	Daniel Foo			
	Nabeel Muhammad			
	Rhys Popovic			
TAS	Christian Escobar			
	Tim McKay			
	Patrick Noonan			
	Kyle Smith			
VIC	Dillon Cathcart			
	Bosco Tam			
	Jarryd Tormey			
	Nathan Van Der Heider			
VIC B	Joshua Cheung			
	Brodie Cookson			
	Ben Taylor			
	Richard Vecoli			
WA	Matthew Campbell			
	Joshua Lu			
	Tim Mironenko			
	Zachary Wright			

TEAMS ANALYSIS

Under 15 Girls

	PLAYER	New South Wales				Presidents			Queensland			South Australia			Victoria				Victoria B								
		IF	LQ	LQ	KZ	AB	PH	JS	EF	SM	JZ	NA	KS	ES	NB	VC	KN	LQ	EE	EM	NS						
NSW	Irene Fu								3/0	3/0	0/3	3/0	3/0	3/0	1/3		1/3	3/2				6	3	66.67%			
	Laura Qiu								3/0	2/3	1/3	3/2	3/0	3/1	3/1		3/2	0/3	3/0	3/0	3/0	9	3	75.00%			
	Lisa Qiu								3/1	3/0	3/1	3/1	3/0	3/1	3/0	3/0	3/0	1/3		0/3	3/1	3/0	3/0	3/0	13	2	86.67%
	Karen Zhang								3/1	0/3	1/3				3/0	3/0	3/0				3/1	3/1	3/1	7	2	77.78%	
PR	Amy Brown		0/3	1/3	1/3				0/3	3/0	0/3	3/2	3/0	3/0	0/3		0/3	1/3	3/2	3/1	3/1	7	8	46.67%			
	Paula Hockings		3/2	0/3	3/0				3/2	3/1	3/2	3/0	3/0	3/0	3/2		0/3	0/3	3/1	3/0	3/1	12	3	80.00%			
	Jenni Sweeney		3/1	1/3	3/1				3/2	1/3	3/1	3/2	3/0	3/0	1/3		0/3	0/3	3/1	3/0	3/1	10	5	66.67%			
QLD	Eliza Forster	0/3	2/3	1/3		3/0	2/3	2/3				3/0	3/0	3/0	2/3	3/0	0/3		3/1	3/0	3/1	8	7	53.33%			
	Susan McDonald	0/3	0/3	0/3		0/3	1/3	3/1				3/0	3/0	3/0	0/3	1/3	0/3		3/0	3/2	3/0	7	8	46.67%			
	Jenny Zhang	3/0	1/3	1/3		3/0	2/3	1/3				3/0	3/0	3/0	3/2	3/1	1/3		3/0	3/1	3/0	10	5	66.67%			
SA	Nicole Agardi	0/3		0/3	0/3	2/3	0/3	2/3	0/3	0/3	0/3					0/3	0/3	0/3	0/3	0/3	0/3	0	15	0.00%			
	Katherine Shanahan	0/3		0/3	0/3	0/3	0/3	0/3	0/3	0/3	0/3					0/3	0/3	0/3	0/3	0/3	0/3	0	15	0.00%			
	Emma Stephenson	0/3		0/3	0/3	0/3	0/3	0/3	0/3	0/3	0/3					0/3	0/3	0/3	0/3	0/3	0/3	0	15	0.00%			
VIC	Niki Bricknell	3/1	1/3	3/1		3/0	2/3	3/1	3/2	3/0	2/3								3/0	3/0	3/1	9	3	75.00%			
	Vivian Chan								0/3	3/1	1/3	3/0	3/0	3/0					2/3	3/2	3/1	6	3	66.67%			
	Kathy Nguyen	3/1	2/3	3/0		3/0	3/0	3/0	3/0	3/0	3/1	3/0	3/0	3/0								11	1	91.67%			
	Louise Qiu	2/3	3/0	1/3		3/1	3/0	3/0				3/0	3/0	3/0					3/0	3/0	3/0	10	2	83.33%			
VIC B	Emilie Evans		0/3	0/3	1/3	2/3	1/3	1/3	1/3	0/3	0/3	3/0	3/0	3/0	0/3	3/2		0/3				4	11	26.67%			
	Emma Manderson		0/3	0/3	1/3	1/3	0/3	0/3	0/3	2/3	1/3	3/0	3/0	3/0	0/3	2/3		0/3				3	12	20.00%			
	Ning Shen		0/3	0/3	1/3	1/3	1/3	1/3	1/3	0/3	0/3	3/0	3/0	3/0	1/3	1/3		0/3				3	12	20.00%			

TEAMS ANALYSIS

Under 18 Women

	PLAYER	Presidents			Queensland			South Australia			Victoria				Presidents			Queensland			South Australia			Victoria						
		BL	NP	PT	KC	AS	CZ	BC	DP	CP	SC	AD	NL	LP	BL	NP	PT	KC	AS	CZ	BC	DP	CP	SC	AD	NL	LP			
PR	Belinda Le				3/1	1/3	0/3	3/0	3/0	1/3	3/1	2/3		3/1							0/3	3/0	2/3		0/3	0/3	1/3	6	9	40.00%
	Natalie Paterson				3/1	0/3	0/3	3/0	3/0	0/3	1/3	0/3		0/3				3/1	3/1	0/3	3/1	3/0	0/3		0/3	1/3	0/3	7	11	38.89%
	Patricia Tu				0/3	0/3	0/3	3/0	3/0	0/3	0/3	0/3		0/3				0/3	0/3	0/3	3/1	3/0	2/3		0/3	1/3	0/3	4	14	22.22%
QLD	Kayla Coombs	1/3	1/3	3/0				3/0	3/0	0/3	1/3	0/3		0/3		1/3	3/0				3/1	3/0	1/3		0/3	2/3	0/3	6	11	35.29%
	Ashleigh Stevenson	3/1	3/0	3/0				3/0	3/0	3/2	3/0	1/3		0/3		1/3	3/0				3/0	3/0	3/1		0/3	0/3	0/3	11	6	64.71%
	Cici Zhong	3/0	3/0	3/0				3/0	3/0	2/3	3/0	3/1		3/2		3/0	3/0				3/0	3/0	3/0		0/3	3/0	0/3	14	3	82.35%
SA	Belinda Cher	0/3	0/3	0/3	0/3	0/3	0/3					0/3	2/3	0/3	3/0	1/3	1/3	1/3	0/3	0/3					0/3	1/3	0/3	1	17	5.56%
	Danielle Petropoulos	0/3	0/3	0/3	0/3	0/3	0/3					0/3	0/3	0/3	0/3	0/3	0/3	0/3	0/3	0/3					0/3	0/3	0/3	0	18	0.00%
	Clarice Phan	3/1	3/0	3/0	3/0	2/3	3/2					2/3	3/0	2/3	3/2	3/0	3/2	3/1	1/3	0/3					0/3	1/3	1/3	10	8	55.56%
VIC	Simone Chuah	1/3	3/1	3/0	3/1	0/3	0/3																					3	3	50.00%
	Anna Du	3/2	3/0	3/0	3/0	3/1	1/3	3/0	3/0	3/2					3/0	3/0	3/0	3/0	3/0	3/0	3/0	3/0	3/0					17	1	94.44%
	Nakeisha Leo							3/2	3/0	0/3					3/0	3/1	3/1	3/2	3/0	0/3	3/1	3/0	3/1					10	2	83.33%
	Lily Phan	1/3	3/0	3/0	3/0	3/0	2/3	3/0	3/0	3/2					3/1	3/0	3/0	3/0	3/0	3/0	3/0	3/0	3/1					16	2	88.89%

2009 AUSTRALIAN JUNIOR TABLE TENNIS CHAMPIONSHIPS HOBART TASMANIA

U13 Boys Singles

Group A

NAME	Ong-Thomson	Grego	Henderson	Win	Lose	Pos
M Ong-Thomson	•••••	4,4,3	5,5,7	2	0	1
N Grego	4,-4,-3	•••••	9,5,8	1	1	2
A Henderson	-5,-5,-7	-9,-5,-8	•••••	0	2	3

Group H

NAME	Tsao	Chalmers	Wheadon	Win	Lose	Pos
E Tsao	•••••	2,4,2	5,12,2	2	0	1
R Chalmers	-2,-4,-2	•••••	7,9,8	1	1	2
T Wheadon	-5,-12,-2	-7,-9,-8	•••••	0	2	3

Group B

NAME	Qiu	Forster	Cher	Win	Lose	Pos
L Qiu	•••••	-5,-10,6,6,9	8,5,9	2	0	1
E Forster	5,10,-6,-6,-9	•••••	11,4,-8,4	1	1	2
R Cher	-8,-5,-9	-11,-4,8,-4	•••••	0	2	3

Group J

NAME	Gilmore	Zhang	Zhao	Win	Lose	Pos
S Gilmore	•••••	5,6,5	8,6,5	2	0	1
J Zhang	-5,-6,-5	•••••	9,8,2	1	1	2
A Zhao	-8,-6,-5	-9,-8,-2	•••••	0	2	3

Group C

NAME	Wright	Morley	Nguyen	Win	Lose	Pos
M Wright	•••••	4,2,7	4,2,-10,3	2	0	1
J Morley	-4,-2,-7	•••••	5,10,8	1	1	2
D Nguyen	-4,-2,10,-3	-5,-10,-8	•••••	0	2	3

Group K

NAME	Houghton	Wikarta	Jayasinhe	Win	Lose	Pos
B Houghton	•••••	7,9,-11,12	13,-7,9,9	2	0	1
M Wikarta	-7,-9,11,-12	•••••	-3,6,-11,6,9	1	1	2
K Jayasinhe	-13,7,-9,-9	3,-6,11,-6,-9	•••••	0	2	3

Group D

NAME	Sam	Yang	He	Win	Lose	Pos
E Sam	•••••	3,-10,2,2	5,6,7	2	0	1
G Yang	-3,10,-2,-2	•••••	-7,-9,-10	0	2	3
J He	-5,-6,-7	7,9,10	•••••	1	1	2

Group L

NAME	Huang	Mak	Golobokov	Win	Lose	Pos
D Huang	•••••	6,13,-8,9	3,6,1	2	0	1
T Mak	-6,-13,8,-9	•••••	5,-9,8,-7,4	1	1	2
A Golobokov	-3,-6,-1	-5,9,-8,7,-4	•••••	0	2	3

Group E

NAME	Ramanathan	Duffy	Safiullin	Win	Lose	Pos
A Ramanathan	•••••	-7,10,-9,9,-8	6,4,8	1	1	2
J Duffy	7,-10,9,-9,8	•••••	10,6,7	2	0	1
R Safiullin	-6,-4,-8	-10,-6,-7	•••••	0	2	3

Group M

NAME	Cutahija	Garcia	Pettett	Win	Lose	Pos
M Cutahija	•••••	Forfeit	Forfeit	0	2	3
M Garcia	Walkover	•••••	6,5,12	2	0	1
M Pettett	Walkover	-6,-5,-12	•••••	1	1	2

Group F

NAME	Hoang	Cathcart	Tan	Win	Lose	Pos
L Hoang	•••••	-8,6,4,2	-5,4,-9,-6	1	1	2
R Cathcart	8,-6,-4,-2	•••••	6,10,12	1	1	1
R Tan	5,-4,9,6	-6,-10,-12	•••••	1	1	3

Group N

NAME	Zou	Fu	Moore	Win	Lose	Pos
D Zou	•••••	-5,6,2,11	8,4,6	2	0	1
W Fu	5,-6,-2,-11	•••••	12,4,10	1	1	2
J Moore	-8,-4,-6	-12,-4,-10	•••••	0	2	3

Group G

NAME	Ng	Poon	Shrestha	Win	Lose	Pos
A Ng	•••••	Walkover	Walkover	2	0	1
R Poon	Forfeit	•••••	No Match	0	1	3
A Shrestha	Forfeit	No Match	•••••	0	1	2

Group P

NAME	Phan	Lee	Hock	Win	Lose	Pos
S Phan	•••••	8,-15,6,3	3,2,7	2	0	1
N Lee	-8,15,-6,-3	•••••	6,4,8	1	1	2
T Hock	-3,-2,-7	-6,-4,-8	•••••	0	2	3

2009 AUSTRALIAN JUNIOR TABLE TENNIS C HOBART TASMANIA

U13 Girls' Singles

Group A

NAME	Masen	Bye	Bye	Win	Lose	Pos
S Masen						
Bye						
Bye						

NAME
S Tan
L Roberts
O Nandori

Group B

NAME	Ellis	Rose	Bi	Win	Lose	Pos
B Ellis		9,-7,5,10	1,6,5	2	0	1
C Rose	-9,7,-5,-10		3,3,2	1	1	2
J Bi	-1,-6,-5	-3,-3,-2		0	2	3

NAME
E Jacob
A Zhang
C Lewis

Group C

NAME	Tan	Duong	Goodsell	Win	Lose	Pos
V Tan		2,4,10	-10,5,10,1	2	0	1
C Duong	-2,-4,-10		-7,-6,-3	0	2	3
M Goodsell	10,-5,-10,-1	7,6,3		1	1	2

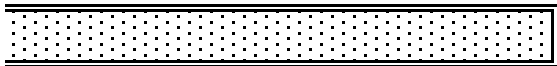
NAME
M Cai
K Siedofsky
R To

Group D

NAME	Li	Cross	Mak	Win	Lose	Pos
Li		6,6,6	4,5,7	2	0	1
M Cross	-6,-6,-6		3,6,5	1	1	2
A Mak	-4,-5,-7	-3,-6,-5		0	2	3

NAME
V Bui
Bye
Bye

CHAMPIONSHIPS



Group E

Tan	Roberts	Nandori	Win	Lose	Pos
	4,4,5	Walkover	2	0	1
-4,-4,-5		Walkover	1	1	2
Forfeit	Forfeit		0	2	3

Group F

Jacob	Zhang	Lewis	Win	Lose	Pos
	-9,-5,7,-6	7,7,8	1	1	2
9,5,-7,6		2,2,8	2	0	1
-7,-7,-8	-2,-2,-8		0	2	3

Group G

Cai	Siedofsky	To	Win	Lose	Pos
	3,1,4	-6,-9,13,12,7	2	0	1
-3,-1,-4		-7,-4,-8	0	2	3
6,9,-13,-12,-7	7,4,8		1	1	2

Group H

Bui	Bye	Bye	Win	Lose	Pos

2009 AUSTRALIAN JUNIOR TABLE TENNIS CHAMPIONSHIPS HOBART TASMANIA

U15 Boys' Singles

Group A						
NAME	Hu	Bye	Bye	Win	Lose	Pos
H Hu						
Bye						
Bye						

Group Q						
NAME	Fielding	an Der Heide	So	Win	Lose	Pos
D Fielding		4,11,6	2,5,6	2	0	1
N Van Der Heiden	-4,-11,-6		-8,7,7,8	1	1	2
B So	-2,-5,-6	8,-7,-7,-8		0	2	3

Group B						
NAME	Nunn	Lu	Wright	Win	Lose	Pos
L Nunn		6,9,4	8,5,8	2	0	1
J Lu	-6,-9,-4		-1,-4,-4	0	2	3
M Wright	-8,-5,-8	1,4,4		1	1	2

Group R						
NAME	Escobar	Campbell	Brooker	Win	Lose	Pos
C Escobar		6,3,5	-10,-3,-7	1	1	2
M Campbell	-6,-3,-5		-8,-7,-4	0	2	3
A Brooker	10,3,7	8,7,4		2	0	1

Group C						
NAME	Smith	Huang	Moore	Win	Lose	Pos
K Smith		-5,-7,8,-6	-8,-9,8,9,4	1	1	2
D Huang	5,-5,7,-8,6		2,4,8	2	0	1
S Moore	8,9,-8,-9,-4	-2,-4,-8		0	2	3

Group S						
NAME	Jayasinhe	Fu	Cutahija	Win	Lose	Pos
K Jayasinhe		8,7,-11,-10,7	5,9,6	2	0	1
W Fu	-8,-7,11,10,-7		-6,5,-11,-10	0	2	3
M Cutahija	-5,-9,-6	6,-5,11,10		1	1	2

Group D						
NAME	Tsao	Field	Cutahija	Win	Lose	Pos
E Tsao		8,12,8	2,0,1	2	0	1
J Field	-8,-12,-8		2,4,3	1	1	2
N Cutahija	-2,-0,-1	-2,-4,-3		0	2	3

Group T						
NAME	Phan	Chu	Zhao	Win	Lose	Pos
D Phan		6,2,2	3,6,8	2	0	1
O Chu	-6,-2,-2		-6,-7,-5	0	2	3
A Zhao	-3,-6,-8	6,7,5		1	1	2

Group E						
NAME	Rose	Cheung	Safiullin	Win	Lose	Pos
D Rose		9,7,-9,-9,4	2,-8,-9,7,1	2	0	1
J Cheung	-9,-7,9,9,-4		3,7,3	1	1	2
R Safiullin	-2,8,9,-7,-1	-3,-7,-3		0	2	3

Group U						
NAME	Clutterbuck	Blucher	Nguyen	Win	Lose	Pos
M Clutterbuck		-0,-4,-5	-5,-3,-7	0	2	3
L Blucher	0,4,5		4,-10,9,5	2	0	1
D Nguyen	5,3,7	-4,10,-9,-5		1	1	2

Group F						
NAME	Cathcart	Li	Ramanathan	Win	Lose	Pos
R Cathcart		-8,-9,-9	-9,-1,-5	0	2	3
R Li	8,9,9		-8,8,9,8	2	0	1
A Ramanathan	9,1,5	8,-8,-9,-8		1	1	2

Group V						
NAME	Walker	Poon	Moore	Win	Lose	Pos
J Walker		-3,-4,-2	-8,-8,-2	0	2	3
R Poon	3,4,2		5,3,1	2	0	1
J Moore	8,8,2	-5,-3,-1		1	1	2

Group G						
NAME	Rauv	Morley	Sam	Win	Lose	Pos
D Rauv		6,6,6	7,11,6	2	0	1
J Morley	-6,-6,-6		-9,-4,-7	0	2	3
E Sam	-7,-11,-6	9,4,7		1	1	2

Group W						
NAME	Tam	Tan	Popovic	Win	Lose	Pos
B Tam		5,4,9	8,7,4	2	0	1
R Tan	-5,-4,-9		-9,-7,-3	0	2	3
R Popovic	-8,-7,-4	9,7,3		1	1	2

Group H						
NAME	Ong-Thomson	Foo	Russell	Win	Lose	Pos
M Ong-Thomson		11,-9,2,4	11,4,4	2	0	1
D Foo	-11,9,-2,-4		-9,5,-7,3,7	1	1	2
B Russell	-11,-4,-4	9,-5,7,-3,-7		0	2	3

Group X						
NAME	Ly	Cookson	Houghton	Win	Lose	Pos
C Ly		10,9,7	8,7,6	2	0	1
B Cookson	-10,-9,-7		-8,-10,3,-11	0	2	3
B Houghton	-8,-7,-6	8,10,-3,11		1	1	2

Group J						
NAME	Shrestha	Romanov	Wikarta	Win	Lose	Pos
A Shrestha		-5,-2,-4	-7,-9,-2	0	2	3
L Romanov	5,2,4		-10,9,2,3	2	0	1
M Wikarta	7,9,2	10,-9,-2,-3		1	1	2

Group Y						
NAME	Tormey	Ho	Garcia	Win	Lose	Pos
J Tormey		2,11,-5,-8,12	6,7,11	2	0	1
G Ho	-2,-11,5,8,-12		7,3,9	1	1	2
M Garcia	-6,-7,-11	-7,-3,-9		0	2	3

Group K						
NAME	Yang	Von Einem	Giang	Win	Lose	Pos
G Yang		-2,-7,-4	-4,-6,-3	0	2	3
S Von Einem	2,7,4		10,9,-5,4	2	0	1
B Giang	4,6,3	-10,-9,5,-4		1	1	2

Group Z						
NAME	Chalmers	Taylor	Nippres	Win	Lose	Pos
R Chalmers		-8,-9,-8	-11,7,7,-10,-4	0	2	3
B Taylor	8,9,8		6,5,9	2	0	1
S Nippres	11,-7,-7,10,4	-6,-5,-9		1	1	2

Group L						
NAME	Mironenko	Lee	Forster	Win	Lose	Pos
T Mironenko		8,-6,-10,9,9	8,-6,-9,3,8	2	0	1
N Lee	-8,6,10,-9,-9		-7,7,-9,6,10	1	1	2
E Forster	-8,6,9,-3,-8	7,-7,9,-6,-10		0	2	3

Group AA						
NAME	Thomas	Ng	Gilmore	Win	Lose	Pos
R Thomas		-7,12,-5,-11	-10,7,5,-8,-10	0	2	3
A Ng	7,-12,5,11		7,8,7	2	0	1
S Gilmore	10,-7,-5,8,10	-7,-8,-7		1	1	2

Group M						
NAME	Phan	Yamamoto	Muhammad	Win	Lose	Pos
S Phan		-7,-2,-5	9,8,-8,5	1	1	2
N Yamamoto	7,2,5		8,3,9	2	0	1
N Muhammad	-9,-8,8,-5	-8,-3,-9		0	2	3

Group AB						
NAME	Haveckin	Golobokov	Wright	Win	Lose	Pos
L Haveckin		11,6,6	9,-3,-10,8,-10	1	1	2
A Golobokov	-11,-6,-6		-3,-7,-8	0	2	3
Z Wright	-9,3,10,-8,10	3,7,8		2	0	1

Group N						
NAME	McKay	Zou	Grego	Win	Lose	Pos
T McKay		-0,-0,-0	-0,-0,-0	0	2	3
D Zou	0,0,0		2,6,-7,6	2	0	1
N Grego	0,0,0	-2,-6,7,-6		1	1	2

Group AC						
NAME	Cathcart	Short	Noonan	Win	Lose	Pos
D Cathcart		7,5,11	1,2,8	2	0	1
J Short	-7,-5,-11		7,-7,6,10	1	1	2
P Noonan	-1,-2,-8	-7,7,-6,-10		0	2	3

Group P						
NAME	Tran	Vecoli	Henderson	Win	Lose	Pos
V Tran		10,7,7	3,5,6	2	0	1
R Vecoli	-10,-7,-7		10,3,3	1	1	2
A Henderson	-3,-5,-6	-10,-3,-3		0	2	3

2009 AUSTRALIAN JUNIOR TABLE TENNIS CHAMPIONSHIPS HOBART TASMANIA

U15 Girls Singles

Group A

NAME	Phan	Bye	Bye	Win	Lose	Pos
L Phan	•••••	•••••	•••••	•••••	•••••	•••••
Bye	•••••	•••••	•••••	•••••	•••••	•••••
Bye	•••••	•••••	•••••	•••••	•••••	•••••

Group H

NAME	Masen	Li	Hockings	Win	Lose	Pos
S Masen	•••••	6,-11,-9,7,6	4,-7,3,6	2	0	1
Li	-6,11,9,-7,-6	•••••	-7,12,6,7	1	1	2
P Hockings	-4,7,-3,-6	7,-12,-6,-7	•••••	0	2	3

Group B

NAME	Zhang	Jacob	Agardi	Win	Lose	Pos
J Zhang	•••••	1,4,1	3,3,6	2	0	1
E Jacob	-1,-4,-1	•••••	7,6,2	1	1	2
N Agardi	-3,-3,-6	-7,-6,-2	•••••	0	2	3

Group J

NAME	Qiu	Tan	Stephenson	Win	Lose	Pos
L Qiu	•••••	3,8,12	4,8,3	2	0	1
S Tan	-3,-8,-12	•••••	6,2,1	1	1	2
E Stephenson	-4,-8,-3	-6,-2,-1	•••••	0	2	3

Group C

NAME	Ellis	Sweeney	To	Win	Lose	Pos
B Ellis	•••••	8,7,4	8,-7,5,4	2	0	1
J Sweeney	-8,-7,-4	•••••	5,-12,-7,5,-4	0	2	3
R To	-8,7,-5,-4	-5,12,7,-5,4	•••••	1	1	2

Group K

NAME	Coombs	Goodsell	Manderson	Win	Lose	Pos
K Coombs	•••••	6,6,9	3,4,8	2	0	1
M Goodsell	-6,-6,-9	•••••	5,1,2	1	1	2
E Manderson	-3,-4,-8	-5,-1,-2	•••••	0	2	3

Group D

NAME	Qiu	Bricknell	Roberts	Win	Lose	Pos
L Qiu	•••••	3,-2,4,5	2,3,5	2	0	1
N Bricknell	-3,2,-4,-5	•••••	6,1,4	1	1	2
L Roberts	-2,-3,-5	-6,-1,-4	•••••	0	2	3

Group L

NAME	Bui	Chan	Rose	Win	Lose	Pos
V Bui	•••••	3,7,6	3,6,2	2	0	1
V Chan	-3,-7,-6	•••••	11,-6,-11,-12	0	2	3
C Rose	-3,-6,-2	-11,6,11,12	•••••	1	1	2

Group E

NAME	Nguyen	Cai	McDonald	Win	Lose	Pos
K Nguyen	•••••	-9,-7,8,-6	8,5,4	1	1	1
M Cai	9,7,-8,6	•••••	-10,5,1,-9,-8	1	1	2
S McDonald	-8,-5,-4	10,-5,-1,9,8	•••••	1	1	3

Group M

NAME	Qiu	Evans	Brown	Win	Lose	Pos
L Qiu	•••••	6,6,7	4,5,3	2	0	1
E Evans	-6,-6,-7	•••••	-8,-7,-7	0	2	3
A Brown	-4,-5,-3	8,7,7	•••••	1	1	2

Group F

NAME	Duong	Shanahan	Tan	Win	Lose	Pos
C Duong	•••••	4,10,5	8,-7,-6,8,9	2	0	1
K Shanahan	-4,-10,-5	•••••	-2,-1,-3	0	2	3
V Tan	-8,7,6,-8,-9	2,1,3	•••••	1	1	2

Group N

NAME	Du	Forster	Zhang	Win	Lose	Pos
A Du	•••••	7,2,6	3,2,2	2	0	1
E Forster	-7,-2,-6	•••••	-4,4,6,9	1	1	2
K Zhang	-3,-2,-2	4,-4,-6,-9	•••••	0	2	3

Group G

NAME	Seckington	Shen	Fu	Win	Lose	Pos
M Seckington	•••••	Forfeit	Forfeit	0	2	3
N Shen	Walkover	•••••	8,4,11	2	0	1
I Fu	Walkover	-8,-4,-11	•••••	1	1	2

2009 AUSTRALIAN JUNIOR TABLE TENNIS CHAMPIONSHIPS HOBART TASMANIA

U18 Men's Singles

Group A

NAME	Powell	Bye	Bye	Win	Lose	Pos
D Powell	•••••	•••••	•••••	•••••	•••••	•••••
Bye	•••••	•••••	•••••	•••••	•••••	•••••
Bye	•••••	•••••	•••••	•••••	•••••	•••••

Group B

NAME	McDonald	Bui	Nippres	Win	Lose	Pos
C McDonald	•••••	-7,8,4,-2,-7	3,6,7	1	1	2
V Bui	7,-8,-4,2,7	•••••	1,12,12	2	0	1
S Nippres	-3,-6,-7	-1,-12,-12	•••••	0	2	3

Group C

NAME	Hornstein	Rose	Tsao	Win	Lose	Pos
B Hornstein	•••••	-10,-11,-6	0,0,0	1	1	2
D Rose	10,11,6	•••••	0,0,0	2	0	1
E Tsao	-0,-0,-0	-0,-0,-0	•••••	0	2	3

Group D

NAME	Katarzynski	Murta	Haveckin	Win	Lose	Pos
J Katarzynski	•••••	-4,-9,-6	-10,-6,-10	0	2	3
A Murta	4,9,6	•••••	8,8,9	2	0	1
L Haveckin	10,6,10	-8,-8,-9	•••••	1	1	2

Group E

NAME	Chen	Taylor	Mironenko	Win	Lose	Pos
A Chen	•••••	-7,-6,8,-10	-10,-7,5,-10	0	2	3
B Taylor	7,6,-8,10	•••••	11,4,5	2	0	1
T Mironenko	10,7,-5,10	-11,-4,-5	•••••	1	1	2

Group F

NAME	Tam	Fielding	Hoang	Win	Lose	Pos
B Tam	•••••	10,-1,-7,7	9,4,5	1	1	2
D Fielding	-10,1,7,7	•••••	7,4,6	2	0	1
M Hoang	-9,-4,-5	-7,-4,-6	•••••	0	2	3

Group G

NAME	Tran	Zenaidee	Muhammad	Win	Lose	Pos
V Tran	•••••	8,7,12	7,5,5	2	0	1
M Zenaidee	-8,-7,-12	•••••	6,6,-9,-12,-7	0	2	3
N Muhammad	-7,-5,-5	-6,-6,9,12,7	•••••	1	1	2

Group H

NAME	Fong-Ross	Janson	Milazzo	Win	Lose	Pos
M Fong-Ross	•••••	1,6,2	9,8,0	2	0	1
T Janson	-1,-6,-2	•••••	0,0,0	1	1	2
J Milazzo	-9,-8,-0	-0,-0,-0	•••••	0	2	3

Group J

NAME	Higgins	Tam	Wright	Win	Lose	Pos
T Higgins	•••••	12,-9,-9,-3	-7,-10,-3	0	2	3
K Tam	-12,9,9,3	•••••	-8,3,-4,-8	1	1	2
Z Wright	7,10,3	8,-3,4,8	•••••	2	0	1

Group K

NAME	Huang	Priplotski	Yamamoto	Win	Lose	Pos
J Huang	•••••	3,3,3	5,7,7	2	0	1
R Priplotski	-3,-3,-3	•••••	-3,-3,-8	0	2	3
N Yamamoto	-5,-7,-7	3,3,8	•••••	1	1	2

Group L

NAME	Ly	Sam	Campbell	Win	Lose	Pos
C Ly	•••••	8,14,6	5,4,6	2	0	1
E Sam	-8,-14,-6	•••••	8,4,6	1	1	2
M Campbell	-5,-4,-6	-8,-4,-6	•••••	0	2	3

Group M

NAME	Escobar	Nguyen	Hockings	Win	Lose	Pos
C Escobar	•••••	-5,-4,-5	-8,9,-9,-5	0	2	3
D Nguyen	5,4,5	•••••	4,8,7	2	0	1
J Hockings	8,-9,9,5	-4,-8,-7	•••••	1	1	2

Group N

NAME	Bricknell	Yeo	Popovic	Win	Lose	Pos
J Bricknell	•••••	7,5,8	3,1,4	2	0	1
L-F Yeo	-7,-5,-8	•••••	6,-7,7,9	1	1	2
R Popovic	-3,-1,-4	-6,7,-7,-9	•••••	0	2	3

Group P

NAME	Hu	Von Einem	Romanov	Win	Lose	Pos
H Hu	•••••	12,6,10	-10,5,7,5	2	0	1
S Von Einem	-12,-6,-10	•••••	8,5,-9,3	1	1	2
L Romanov	10,-5,-7,-5	-8,-5,9,-3	•••••	0	2	3

Group Q

NAME	Barry	Tran	Cheung	Win	Lose	Pos
Z Barry	•••••	-4,-6,-9	Walkover	1	1	2
T Tran	4,6,9	•••••	Walkover	2	0	1
J Cheung	Forfeit	Forfeit	•••••	0	2	3

Group R

NAME	Polania	Tormey	Phan	Win	Lose	Pos
F Polania	•••••	3,-8,-6,9,-6	-6,-9,-6	0	2	3
J Tormey	-3,8,6,-9,6	•••••	-8,-7,11,-5	1	1	2
D Phan	6,9,6	8,7,-11,5	•••••	2	0	1

Group S

NAME	an Der Heide	Von Einem	Russell	Win	Lose	Pos
A Van Der Heiden	•••••	4,5,-5,3	4,4,6	2	0	1
T Von Einem	-4,-5,5,-3	•••••	11,6,9	1	1	2
B Russell	-4,-4,-6	-11,-6,-9	•••••	0	2	3

Group T

NAME	Rauv	Vecoli	Nunn	Win	Lose	Pos
D Rauv	•••••	-6,6,3,2	6,8,8	2	0	1
R Vecoli	6,-6,-3,-2	•••••	-9,-4,7,7,-9	0	2	3
L Nunn	-6,-8,-8	9,4,-7,-7,9	•••••	1	1	2

Group U

NAME	Goodsell	Giang	Blucher	Win	Lose	Pos
J Goodsell	•••••	7,-14,9,9	-8,-6,-4	1	1	2
B Giang	-7,14,-9,-9	•••••	-7,-9,4	0	2	3
L Blucher	8,6,4	7,9,4	•••••	2	0	1

Group V

NAME	Liang	Lu	Short	Win	Lose	Pos
K Liang	•••••	3,7,7	1,6,6	2	0	1
J Lu	-3,-7,7	•••••	-4,8,7,8	1	1	2
J Short	-1,-6,-6	4,-8,-7,-8	•••••	0	2	3

Group W

NAME	Scarlett	Coughlan	Tyler	Win	Lose	Pos
O Scarlett	•••••	10,4,4	7,-9,3,9	2	0	1
K Coughlan	-10,-4,-4	•••••	-8,-3,-11	0	2	3
J Tyler	-7,9,-3,-9	8,3,11	•••••	1	1	2

Group X

NAME	Smith	Morrison	Tang	Win	Lose	Pos
K Smith	•••••	-5,9,-5,7,8	-5,-5,-3	1	1	2
J Morrison	5,-9,5,-7,-8	•••••	-6,-8,-4	0	2	3
J Tang	5,5,3	6,8,4	•••••	2	0	1

Group Y

NAME	Cathcart	Thomas	Konetschka	Win	Lose	Pos
D Cathcart	•••••	9,5,6	6,10,9	2	0	1
R Thomas	-9,-5,-6	•••••	-5,-2,-9	0	2	3
M Konetschka	-6,-10,-9	5,2,9	•••••	1	1	2

Group Z

NAME	Blucher	Moore	Cookson	Win	Lose	Pos
C Blucher	•••••	-0,-0,-0	6,-7,-8,6,-9	0	2	3
S Moore	0,0,0	•••••	-5,-5,-7	1	1	2
B Cookson	-6,7,8,-6,9	5,5,7	•••••	2	0	1

Group AA

NAME	Abdullah	an Der Heide	Nguyen	Win	Lose	Pos
Z Abdullah	•••••	-3,4,-12,-7	-7,-5,-7	0	2	3
N Van Der Heiden	3,-4,12,7	•••••	-10,-2,8,10,-7	1	1	2
K Nguyen	7,5,7	10,2,-8,-10,7	•••••	2	0	1

Group AB

NAME	Townsend	Foo	Van Hees	Win	Lose	Pos
K Townsend	•••••	5,6,6	9,3,8	2	0	1
D Foo	-5,-6,-6	•••••	-1,-2,-8	0	2	3
N Van Hees	-9,-3,-8	1,2,8	•••••	1	1	2

2009 AUSTRALIAN JUNIOR TABLE TENNIS CHAMPIONSHIPS HOBART TASMANIA

U18 Women's Singles

Group A

NAME	Zhong	Bye	Bye	Win	Lose	Pos
CC Zhong	•••••	•••••	•••••	•••••	•••••	•••••
Bye	•••••	•••••	•••••	•••••	•••••	•••••
Bye	•••••	•••••	•••••	•••••	•••••	•••••

Group B

NAME	Paterson	Shen	Cher	Win	Lose	Pos
N Paterson	•••••	3,6,4	8,11,9	2	0	1
N Shen	-3,-6,-4	•••••	9,6,7	1	1	2
B Cher	-8,-11,-9	-9,-6,-7	•••••	0	2	3

Group C

NAME	Du	Qiu	Manderson	Win	Lose	Pos
A Du	•••••	4,8,6	Walkover	2	0	1
L Qiu	-4,-8,-6	•••••	Walkover	1	1	2
E Manderson	Forfeit	Forfeit	•••••	0	2	3

Group D

NAME	Phan	Goodsell	Nguyen	Win	Lose	Pos
C Phan	•••••	3,5,6	-7,8,7,3	2	0	1
M Goodsell	-3,-5,-6	•••••	9,-9,-9,7,-9	0	2	3
K Nguyen	7,-8,-7,-3	-9,9,9,-7,9	•••••	1	1	2

Group E

NAME	Leo	Tan	Zhang	Win	Lose	Pos
N Leo	•••••	-12,-5,7,4,4	7,9,8	2	0	1
S Tan	12,5,-7,-4,-4	•••••	8,10,-7,8	1	1	2
J Zhang	-7,-9,-8	-8,-10,7,-8	•••••	0	2	3

Group F

NAME	Le	Bricknell	Agardi	Win	Lose	Pos
B Le	•••••	Walkover	2,5,3	2	0	1
N Bricknell	Forfeit	•••••	Forfeit	0	2	3
N Agardi	-2,-5,-3	Walkover	•••••	1	1	2

Group G

NAME	Phan	Duong	Forster	Win	Lose	Pos
L Phan	•••••	Walkover	3,7,5	2	0	1
C Duong	Forfeit	•••••	Forfeit	0	2	3
E Forster	-3,-7,-5	Walkover	•••••	1	1	2

Group H

NAME	Masen	Li	Brown	Win	Lose	Pos
S Masen	•••••	Walkover	2,11,7	2	0	1
Li	Forfeit	•••••	Forfeit	0	2	3
A Brown	-2,-11,-7	Walkover	•••••	1	1	2

Group J

NAME	Bui	Coombs	Evans	Win	Lose	Pos
V Bui	•••••	-9,-3,3,-9	7,9,6	1	1	2
K Coombs	9,3,-3,9	•••••	4,1,3	2	0	1
E Evans	-7,-9,-6	-4,-1,-3	•••••	0	2	3

Group K

NAME	Chuah	Petropoulos	Qiu	Win	Lose	Pos
S Chuah	•••••	7,2,6	7,7,9	2	0	1
D Petropoulos	-7,-2,-6	•••••	-11,-3,-4	0	2	3
L Qiu	-7,-7,-9	11,3,4	•••••	1	1	2

Group L

NAME	Stevenson	Sweeney	Tu	Win	Lose	Pos
A Stevenson	•••••	4,4,2	-7,4,6,8	2	0	1
J Sweeney	-4,-4,-2	•••••	0,0,0	1	1	2
P Tu	7,-4,-6,-8	-0,-0,-0	•••••	0	2	3

**2009 AUSTRALIAN JUNIOR TABLE TENNIS CHAMPIONSHIPS
HOBART TASMANIA**

Under 13 Boys

New South Wales

Nicholas Lee (NSW)
Abraham Ng (NSW)
Erny Tsao (NSW)
Matthew Wright (NSW)

Presidents

Rian Cathcart (VIC)
Kaveesh Jayasinhe (VIC)
Jacob Moore (NT)
Raymond Tan (NSW)

Queensland

Jake Duffy (QLD)
Edward Forster (QLD)
Ben Houghton (QLD)
Matthew Pettett (QLD)

South Australia B

Anton Golobokov (SA)
Tyson Hock (SA)
Rustem Safiullin (SA)

Victoria

Dominic Huang (VIC)
Mitchell Ong-Thomson (VIC)
Steven Phan (VIC)
Evan Sam (VIC)

West Australia

Moises Garcia (WA)
Alex Henderson (WA)
Raymond Poon (WA)
Ashwin Ramanathan (WA)
Michael Wikarta (WA)

New South Wales B

Wellen Fu (NSW)
Nicholas Grego (NSW)
John He (NSW)
Taz Mak (NSW)

Presidents B

Brandon Lacey (VIC)
Atul Shrestha (VIC)
Jason Zhang (QLD)
Anthony Zhao (NSW)

South Australia

Mensur Cutahija (SA)
Lam Hoang (SA)
Tai Wheadon (SA)

Tasmania

Ryan Chalmers (TAS)
Jackson Morley (TAS)
Gavin Yang (TAS)

Victoria B

Scott Gilmore (VIC)
Dominic Nguyen (VIC)
Lawrence Qiu (VIC)
Daniel Zou (VIC)

**2009 AUSTRALIAN JUNIOR TABLE TENNIS CHAMPIONSHIPS
HOBART TASMANIA**

Under 13 Girls

New South Wales

Margaret Cai (NSW)
Sandy Masen (NSW)
Sarah Tan (NSW)
Vanessa Tan (NSW)

Presidents

Maddy Goodsell (TAS)
Sarah Jacob (VIC)
Camilla Lewis (TAS)

South Australia

Vy Bui (SA)
Bridget Ellis (SA)
Ostara Nandori (SA)

New South Wales B

Jane Bi (NSW)
Mia Cross (NSW)
Anneliese Mak (NSW)
Antonia Zhang (NSW)

Queensland

Larissa Roberts (QLD)
Courtney Rose (QLD)
Krystal Siedofsky (QLD)

Victoria

Catherine Duong (VIC)
Elizabeth Jacob (VIC)
Yiwen Li (VIC)
Rossa To (VIC)

**2009 AUSTRALIAN JUNIOR TABLE TENNIS CHAMPIONSHIPS
HOBART TASMANIA**

Under 15 Boys

New South Wales

Raymond Li (NSW)
Chitra Ly (NSW)
Danny Rauv (NSW)
Vincent Tran (NSW)

Northern Territory

Sam Moore (NT)
Samuel Nippres (NT)
Benjamin Russell (NT)

Presidents B

MacKenzie Clutterbuck (TAS)
Justin Field (VIC)
Brendan Giang (VIC)
Jason Walker (TAS)

South Australia

Gareth Ho (SA)
Daniel Phan (SA)
Sam Von Einem (SA)

Tasmania

Christian Escobar (TAS)
Tim McKay (TAS)
Patrick Noonan (TAS)
Kyle Smith (TAS)

Victoria B

Joshua Cheung (VIC)
Brodie Cookson (VIC)
Ben Taylor (VIC)
Richard Vecoli (VIC)

New South Wales B

Levi Romanov (NSW)
Jordan Short (NSW)
Brandon So (NSW)

Presidents

Luke Blucher (QLD)
Andrew Brooker (VIC)
Liam Haveckin (VIC)
Liam Nunn (QLD)

Queensland

David Fielding (QLD)
Daniel Rose (QLD)
Rhys Thomas (QLD)
Naoya Yamamoto (QLD)

South Australia B

Nasir Cutahija (SA)
Daniel Foo (SA)
Nabeel Muhammad (SA)
Rhys Popovic (SA)

Victoria

Dillon Cathcart (VIC)
Bosco Tam (VIC)
Jarryd Tormey (VIC)
Nathan Van Der Heiden (VIC)

West Australia

Matthew Campbell (WA)
Joshua Lu (WA)
Tim Mironenko (WA)
Zachary Wright (WA)

**2009 AUSTRALIAN JUNIOR TABLE TENNIS CHAMPIONSHIPS
HOBART TASMANIA**

Under 15 Girls

New South Wales

Irene Fu (NSW)
Laura Qiu (NSW)
Lisa Qiu (NSW)
Karen Zhang (NSW)

Queensland

Eliza Forster (QLD)
Susan McDonald (QLD)
Jenny Zhang (QLD)

Victoria

Niki Bricknell (VIC)
Vivian Chan (VIC)
Kathy Nguyen (VIC)
Louise Qiu (VIC)

Presidents

Amy Brown (WA)
Paula Hockings (QLD)
Jenni Sweeney (TAS)

South Australia

Nicole Agardi (SA)
Katherine Shanahan (SA)
Emma Stephenson (SA)

Victoria B

Emilie Evans (VIC)
Emma Manderson (VIC)
Ning Shen (VIC)

**2009 AUSTRALIAN JUNIOR TABLE TENNIS CHAMPIONSHIPS
HOBART TASMANIA**

Under 18 Men

New South Wales

John Milazzo (NSW)
Jenkin Tang (NSW)
Kane Townsend (NSW)

Presidents B

Zac Barry (TAS)
Allen Chen (TAS)
Ben Hornstein (VIC)
Muhammad Zenaidee (VIC)

South Australia

Viet Bui (SA)
Keyman Liang (SA)
Duy Nguyen (SA)
Khoa Nguyen (SA)

Tasmania

Zik Abdullah (TAS)
Josh Goodsell (TAS)
Troy Higgins (TAS)
James Katarzynski (TAS)

Victoria B

Justin Huang (VIC)
Tom Janson (VIC)
Justin Tyler (VIC)
Alex Van Der Heiden (VIC)

Presidents

Kerrod Coughlan (QLD)
Michael Fong-Ross (NZL)
Oliver Scarlett (NZL)

Queensland

Carl Blucher (QLD)
Christian McDonald (QLD)
Thanh Tran (QLD)
Li-Fern Yeo (QLD)

South Australia B

Minh Hoang (SA)
Matthew Konetschka (SA)
Roman Priplotski (SA)
Tim Von Einem (SA)

Victoria

Jesse Bricknell (VIC)
Heming Hu (VIC)
David Powell (VIC)
Nathan Van Hees (VIC)

West Australia

James Morrison (WA)
Ampera Murta (WA)
Felipe Polania (WA)

**2009 AUSTRALIAN JUNIOR TABLE TENNIS CHAMPIONSHIPS
HOBART TASMANIA**

Under 18 Women

Presidents

Belinda Le (NSW)
Natalie Paterson (NZL)
Patricia Tu (VIC)

South Australia

Belinda Cher (SA)
Danielle Petropoulos (SA)
Clarice Phan (SA)

Queensland

Kayla Coombs (QLD)
Ashleigh Stevenson (QLD)
Cici Zhong (QLD)

Victoria

Simone Chuah (VIC)
Anna Du (VIC)
Nakeisha Leo (VIC)
Lily Phan (VIC)

2009 AUSTRALIAN JUNIOR TABLE TENNIS CHAMPIONSHIPS HOBART TASMANIA

Under 13 Boys - Division A

TEAM RESULTS

MATCH SCORES										
TEAMS		1	2	3	4	5	6	WINS	MATCHES	PLACE
1	Victoria		7/2	9/0	8/1	9/0	9/0	5/0	10	
2	Queensland	2/7		7/2	7/2	8/1	9/0	4/1	9	
3	West Australia	0/9	2/7		4/5	9/0	7/2	2/3	7	
4	New South Wales B	1/8	2/7	5/4		4/5	6/3	2/3	7	
5	South Australia B	0/9	1/8	0/9	5/4		5/4	2/3	7	
6	Presidents B	0/9	0/9	2/7	3/6	4/5		0/5	5	

PROGRESSIVE RESULTS						
TEAMS		R1	R2	R3	R4	R5
1	Victoria	8/1	9/0	9/0	9/0	7/2
2	Queensland	9/0	7/2	7/2	8/1	2/7
3	West Australia	9/0	7/2	2/7	0/9	4/5
4	New South Wales B	1/8	2/7	4/5	6/3	5/4
5	South Australia B	0/9	0/9	5/4	1/8	5/4
6	Presidents B	0/9	2/7	0/9	3/6	4/5

2009 AUSTRALIAN JUNIOR TABLE TENNIS CHAMPIONSHIPS HOBART TASMANIA

Under 13 Boys - Division B

TEAM RESULTS

MATCH SCORES									
TEAMS		1	2	3	4	5	WINS	MATCHES	PLACE
1	New South Wales		5/4	9/0	8/1	7/2	4/0	8	
2	Victoria B	4/5		8/1	9/0	8/1	3/1	7	
3	South Australia	0/9	1/8		6/3	6/3	2/2	6	
4	Tasmania	1/8	0/9	3/6		3/6	0/4	4	
5	Presidents	2/7	1/8	3/6	6/3		1/3	5	

PROGRESSIVE RESULTS						
TEAMS		R1	R2	R3	R4	R5
1	New South Wales	8/1	7/2		9/0	5/4
2	Victoria B		9/0	8/1	8/1	4/5
3	South Australia	6/3		1/8	0/9	6/3
4	Tasmania	1/8	0/9	3/6		3/6
5	Presidents	3/6	2/7	6/3	1/8	

2009 AUSTRALIAN JUNIOR TABLE TENNIS CHAMPIONSHIPS HOBART TASMANIA

Under 15 Boys - Division A

TEAM RESULTS

MATCH SCORES										
TEAMS		1	2	3	4	5	6	WINS	MATCHES	PLACE
1	New South Wales		8/1	9/0	9/0	9/0	8/1	5/0	10	
2	South Australia	1/8		8/1	9/0	9/0	5/4	4/1	9	
3	Victoria B	0/9	1/8		9/0	7/2	6/3	3/2	8	
4	Tasmania	0/9	0/9	0/9		4/5	1/8	0/5	5	
5	Northern Territory	0/9	0/9	2/7	5/4		1/8	1/4	6	
6	Presidents	1/8	4/5	3/6	8/1	8/1		2/3	7	

PROGRESSIVE RESULTS						
TEAMS		R1	R2	R3	R4	R5
1	New South Wales	9/0	9/0	8/1	9/0	8/1
2	South Australia	5/4	9/0	8/1	9/0	1/8
3	Victoria B	7/2	6/3	1/8	0/9	9/0
4	Tasmania	0/9	0/9	4/5	1/8	0/9
5	Northern Territory	2/7	0/9	5/4	0/9	1/8
6	Presidents	4/5	3/6	1/8	8/1	8/1

2009 AUSTRALIAN JUNIOR TABLE TENNIS CHAMPIONSHIPS HOBART TASMANIA

Under 15 Boys - Division B

TEAM RESULTS

MATCH SCORES										
TEAMS		1	2	3	4	5	6	WINS	MATCHES	PLACE
1	Victoria		6/3	9/0	8/1	8/1	9/0	5/0	10	
2	Queensland	3/6		9/0	8/1	8/1	8/1	4/1	9	
3	New South Wales B	0/9	0/9		3/6	4/5	5/4	1/4	6	
4	West Australia	1/8	1/8	6/3		5/4	5/4	3/2	8	
5	South Australia B	1/8	1/8	5/4	4/5		6/3	2/3	7	
6	Presidents B	0/9	1/8	4/5	4/5	3/6		0/5	5	

PROGRESSIVE RESULTS						
TEAMS		R1	R2	R3	R4	R5
1	Victoria	8/1	8/1	9/0	9/0	6/3
2	Queensland	8/1	8/1	9/0	8/1	3/6
3	New South Wales B	4/5	5/4	0/9	0/9	3/6
4	West Australia	1/8	1/8	5/4	5/4	6/3
5	South Australia B	5/4	1/8	4/5	1/8	6/3
6	Presidents B	1/8	4/5	0/9	4/5	3/6

2009 AUSTRALIAN JUNIOR TABLE TENNIS CHAMPIONSHIPS HOBART TASMANIA

Under 13 Boys - Playoffs

Playoff Positions 1 - 4

<i>Victoria</i>	
<i>Victoria B</i>	<i>Victoria</i> 9 - 0
<i>Queensland</i>	<i>New South Wales</i> 6 - 3
<i>New South Wales</i>	<i>New South Wales</i> 7 - 2
	Position 3 <i>Victoria B</i> 6 - 3

Playoff Positions 5 - 8

<i>West Australia</i>	
<i>Presidents</i>	<i>West Australia</i> 6 - 3
<i>New South Wales B</i>	<i>South Australia</i> 5 - 4
<i>South Australia</i>	<i>South Australia</i> 6 - 3
	Position 7 <i>Presidents</i> 6 - 3

Playoff Positions 9 - 12

<i>South Australia B</i>	
<i>Bye</i>	<i>South Australia B</i>
<i>Presidents B</i>	<i>South Australia B</i> 6 - 3
<i>Tasmania</i>	<i>Tasmania</i> 5 - 4
	Position 11 <i>Presidents B</i>

2009 AUSTRALIAN JUNIOR TABLE TENNIS CHAMPIONSHIPS HOBART TASMANIA

Under 15 Boys - Playoffs

Playoff Positions 1 - 4

<i>New South Wales</i>	
<i>Queensland</i>	<i>New South Wales</i> 7 - 2
<i>South Australia</i>	<i>New South Wales</i> 7 - 2
<i>Victoria</i>	<i>South Australia</i> 5 - 4
	Position 3 <i>Victoria</i> 6 - 3

Playoff Positions 5 - 8

<i>Victoria B</i>	
<i>South Australia B</i>	<i>Victoria B</i> 7 - 2
<i>Presidents</i>	<i>Victoria B</i> 5 - 4
<i>West Australia</i>	<i>Presidents</i> 9 - 0
	Position 7 <i>West Australia</i> 5 - 4

Playoff Positions 9 - 12

<i>Northern Territory</i>	
<i>Presidents B</i>	<i>Presidents B</i> 6 - 3
<i>Tasmania</i>	<i>New South Wales B</i> 6 - 3
<i>New South Wales B</i>	<i>New South Wales B</i> 8 - 1
	Position 11 <i>Northern Territory</i> 6 - 3

**2009 AUSTRALIAN JUNIOR TABLE TENNIS CHAMPIONSHIPS
HOBART TASMANIA**

Under 13 Boys

Seed	Team	Final Position
1	Victoria	
2	New South Wales	
3	Victoria B	
4	South Australia	
5	Queensland	
6	Tasmania	
7	West Australia	
8	New South Wales B	
9	South Australia B	
10	Presidents	
11	Presidents B	

2009 AUSTRALIAN JUNIOR TABLE TENNIS CHAMPIONSHIPS HOBART TASMANIA

Under 13 Girls

TEAM RESULTS

MATCH SCORES										
TEAMS		1	2	3	4	5	6	WINS	MATCHES	PLACE
1	New South Wales		7/2	5/4	9/0	9/0	8/1	5/0	10	1
2	Victoria	2/7		4/5	7/2	9/0	6/3	3/2	8	3
3	South Australia	4/5	5/4		8/1	8/1	8/1	4/1	9	2
4	Queensland	0/9	2/7	1/8		3/6	5/4	1/4	6	5
5	New South Wales B	0/9	0/9	1/8	6/3		6/3	2/3	7	4
6	Presidents	1/8	3/6	1/8	4/5	3/6		0/5	5	6

PROGRESSIVE RESULTS						
TEAMS		R1	R2	R3	R4	R5
1	New South Wales	9/0	9/0	8/1	5/4	7/2
2	Victoria	6/3	7/2	4/5	9/0	2/7
3	South Australia	8/1	8/1	5/4	4/5	8/1
4	Queensland	0/9	2/7	3/6	5/4	1/8
5	New South Wales B	1/8	0/9	6/3	0/9	6/3
6	Presidents	3/6	1/8	1/8	4/5	3/6

**2009 AUSTRALIAN JUNIOR TABLE TENNIS CHAMPIONSHIPS
HOBART TASMANIA**

Under 15 Boys

Seed	Team	Final Position
1	New South Wales	
2	Victoria	
3	South Australia	
4	Queensland	
5	Victoria B	
6	New South Wales B	
7	Tasmania	
8	West Australia	
9	South Australia B	
10	Northern Territory	
11	Presidents	
12	Presidents B	

2009 AUSTRALIAN JUNIOR TABLE TENNIS CHAMPIONSHIPS HOBART TASMANIA

Under 15 Girls

TEAM RESULTS

MATCH SCORES										
TEAMS		1	2	3	4	5	6	WINS	MATCHES	PLACE
1	Victoria		5/4	9/0	6/3	8/1	8/1	5/0	10	1
2	New South Wales	4/5		9/0	8/1	9/0	5/4	4/1	9	2
3	South Australia	0/9	0/9		0/9	0/9	0/9	0/5	5	6
4	Queensland	3/6	1/8	9/0		9/0	3/6	2/3	7	4
5	Victoria B	1/8	0/9	9/0	0/9		0/9	1/4	6	5
6	Presidents	1/8	4/5	9/0	6/3	9/0		3/2	8	3

PROGRESSIVE RESULTS						
TEAMS		R1	R2	R3	R4	R5
1	Victoria	6/3	8/1	8/1	9/0	5/4
2	New South Wales	5/4	8/1	9/0	9/0	4/5
3	South Australia	0/9	0/9	0/9	0/9	0/9
4	Queensland	3/6	1/8	9/0	3/6	9/0
5	Victoria B	9/0	1/8	0/9	0/9	0/9
6	Presidents	4/5	9/0	1/8	6/3	9/0

2009 AUSTRALIAN JUNIOR TABLE TENNIS CHAMPIONSHIPS HOBART TASMANIA

Under 18 Men

TEAM RESULTS

MATCH SCORES														
TEAMS		1	2	3	4	5	6	7	8	9	10	WINS	MATCHES	PLACE
1	Victoria		8/1	8/1	8/1	9/0	9/0	9/0	9/0	8/1	9/0	9/0	18	1
2	South Australia	1/8		7/2	7/2	6/3	8/1	9/0	9/0	9/0	9/0	8/1	17	2
3	New South Wales	1/8	2/7		4/5	6/3	9/0	7/2	9/0	9/0	9/0	6/3	15	3
4	Presidents	1/8	2/7	5/4		3/6	7/2	7/2	6/3	9/0	8/1	6/3	15	5
5	Victoria B	0/9	3/6	3/6	6/3		8/1	7/2	9/0	8/1	9/0	6/3	15	4
6	Queensland	0/9	1/8	0/9	2/7	1/8		8/1	8/1	6/3	9/0	4/5	13	6
7	South Australia B	0/9	0/9	2/7	2/7	2/7	1/8		5/4	5/4	7/2	3/6	12	7
8	Tasmania	0/9	0/9	0/9	3/6	0/9	1/8	4/5		5/4	3/6	1/8	10	10
9	West Australia	1/8	0/9	0/9	0/9	1/8	3/6	4/5	4/5		5/4	1/8	10	9
10	Presidents B	0/9	0/9	0/9	1/8	0/9	0/9	2/7	6/3	4/5		1/8	10	8

PROGRESSIVE RESULTS										
TEAMS		R1	R2	R3	R4	R5	R6	R7	R8	R9
1	Victoria	9/0	8/1	9/0	9/0	9/0	8/1	8/1	9/0	8/1
2	South Australia	9/0	9/0	9/0	9/0	8/1	6/3	7/2	7/2	1/8
3	New South Wales	9/0	9/0	9/0	6/3	7/2	9/0	1/8	2/7	4/5
4	Presidents	7/2	7/2	3/6	9/0	8/1	1/8	2/7	6/3	5/4
5	Victoria B	7/2	9/0	6/3	3/6	0/9	3/6	8/1	9/0	8/1
6	Queensland	2/7	0/9	6/3	9/0	1/8	8/1	8/1	0/9	1/8
7	South Australia B	2/7	2/7	0/9	0/9	2/7	1/8	7/2	5/4	5/4
8	Tasmania	0/9	0/9	0/9	0/9	5/4	3/6	1/8	3/6	4/5
9	West Australia	0/9	1/8	3/6	0/9	4/5	0/9	1/8	4/5	5/4
10	Presidents B	0/9	0/9	0/9	0/9	1/8	6/3	2/7	0/9	4/5