



Results

Event: Australian National Championships

Dates: 29th June to 5th July 2014

Venue: Bentley, Western Australia

**2014 Australian National Table Tennis Championships
PERTH WA**

Men's Open Team

Seed	Team	Final Position
1	Victoria	1
2	New South Wales	2
3	Queensland	3
8	Presidents	4
5	Victoria B	5
6	Western Australia	6
4	South Australia	7
7	Aust Capital Territory	8
10	Western Australia C	9
9	Western Australia B	10

Last Updated: July 3, 2014 10:20 AM

**2014 Australian National Table Tennis Championships
PERH WA**

Women's Open Team

Presidents

Vy Bui (SA)
Claire Campbell-Innes (QLD)
Maddy Goodsell (TAS)

Queensland - U21

Melody Fung (QLD)
Ashley Martin (QLD)
Natahlia Werner (QLD)

Western Australia

Mary Dombrose (WA)
Tjen Fong Joeng (WA)
Nanako Nomura (WA)
Natacha Williams (WA)

Presidents B

Michelle Beaumont (NSW)
Marsha Guseva (SA)
Ju Fang (berry) Hsuek (NSW)

Victoria

Amber Dou (VIC)
Anna Du (VIC)
Miao Miao (VIC)
Melissa Tapper (VIC)

Western Australia - U21

Mia Kelly (WA)
Holly Nicolas (WA)
Katy Valentine (WA)

Last Updated: June 15, 2014 5:03 PM

2014 Australian National Table Tennis Championships PERTH WA

Women's Open Team

TEAM RESULTS

MATCH SCORES										
TEAMS		1	2	3	4	5	6	WINS	MP	PLACE
1	Victoria		5/2	1/4	7/0	5/2	4/0	4/1	9	2
2	Presidents	2/5		3/4	7/0	6/1	6/1	3/2	8	3
3	Presidents B	4/1	4/3		5/2	5/2	5/2	5/0	10	1
4	Western Australia	0/7	0/7	2/5		4/3	6/1	2/3	7	4
5	Western Australia - U21	2/5	1/6	2/5	3/4		5/4	1/4	6	5
6	Queensland - U21	0/4	1/6	2/5	1/6	4/5		0/5	5	6

PROGRESSIVE RESULTS						
TEAMS		R1	R2	R3	R4	R5
1	Victoria	7/0	4/0	1/4	5/2	5/2
2	Presidents	6/1	7/0	6/1	3/4	2/5
3	Presidents B	5/2	5/2	4/1	4/3	5/2
4	Western Australia	0/7	0/7	4/3	6/1	2/5
5	Western Australia - U21	1/6	2/5	3/4	2/5	5/4
6	Queensland - U21	2/5	0/4	1/6	1/6	4/5

Last Updated: July 2, 2014 9:48 PM

TEAMS ANALYSIS

Women's Open Team

	PLAYER	Presidents			Presidents B			Queensland - U21			Victoria			Western Australia			Western Australia -			Wins	Losses	
		V B	M G	M G	M B	J H	N W	M F	A M	N W	A D	M M	M T	M D	T J	N N	M K	H N	K V			
PR	Vy Bui				3/2	1/3			3/1	3/0	0/3	1/3			3/0	3/0	3/1	3/0		7	3	70.00%
	Maddy Goodsell					1/3	3/0	3/0		3/0	0/3		3/0	3/0	3/0			3/1	3/0	8	2	80.00%
	Marsha Guseva				0/3		3/1	3/1	2/3			0/3	3/0	3/1		3/0	3/0		2/3	6	4	60.00%
PR B	Michelle Beaumont	2/3		3/0				3/0		3/0	3/0		3/0		3/0	3/0	3/0		3/0	9	1	90.00%
	Ju Fang (berry) Hsuek	3/1	3/1						3/0	3/0			3/0	3/0		3/0		3/0	3/0	9	0	100.00%
	Natacha Williams		0/3	1/3				0/3	0/3			0/3		1/3	1/3		1/3	0/3		0	9	0.00%
QI U	Melody Fung		0/3	1/3	0/3		3/0					0/3			0/3	0/3	1/3	0/3	1/3	1	9	10.00%
	Ashley Martin	1/3		3/2		0/3	3/0				0/3			0/3	3/0		3/0	2/3	3/0	5	5	50.00%
	Natahlia Werner	0/3	0/3		0/3	0/3							0/3	1/3		2/3	3/1	0/3	3/0	2	8	20.00%
VIC	Amber Dou	3/0	3/0		0/3				3/0						3/0	3/0	3/0	3/0		7	1	87.50%
	Miao Miao	3/1		3/0			3/0	3/0						3/0		3/0		3/0	3/0	8	0	100.00%
	Melissa Tapper		0/3	0/3	0/3	0/3				3/0				3/0	3/0		0/3		0/3	3	6	33.33%
WA	Mary Dombrose		0/3	1/3		0/3	3/1		3/0	3/1		0/3	0/3				3/1		3/0	5	5	50.00%
	Tjen Fong Joeng	0/3	0/3		0/3		3/1	3/0	0/3		0/3		0/3				1/3	0/3		2	8	20.00%
	Nanako Nomura	0/3		0/3	0/3	0/3		3/0		3/2	0/3	0/3						2/3	3/1	3	7	30.00%
WA U	Mia Kelly	1/3		0/3	0/3		3/1	3/1	0/3	1/3	0/3		3/0	1/3	3/1					4	7	36.36%
	Holly Nicolas	0/3	1/3			0/3	3/0	3/0	3/2	3/0	0/3	0/3			3/0	3/2				6	5	54.55%
	Katy Valentine		0/3	3/2	0/3	0/3		3/1	0/3	0/3		0/3	3/0	0/3		1/3				3	8	27.27%

**2014 Australian National Table Tennis Championships
PERH WA**

U21 Men's Team

New South Wales

Daniel Dai (NSW)
Eric Foley (NSW)
Abraham Ng (NSW)
Danny Rauv (NSW)

South Australia

Matthew Blumenfeld (SA)
Mensur Cutahija (SA)
Sandro Pikula (SA)
Samuel Von Einem (SA)

Western Australia

William Han (WA)
Aidan Johnstone (WA)
Mohit Kapoor (WA)

Queensland

Mateo Dvorani (QLD)
Ben Houghton (QLD)
Bruce Lee (QLD)

Victoria

Luke Cosgriff (VIC)
Sam Palmer (VIC)
Ben Taylor (VIC)
Nathan Van Der Heiden (VIC)

Western Australia B

Harrison Grimshaw (WA)
Luka Harfouch (WA)
Connor Johnstone (WA)
Preston Tan-Kang (WA)

Last Updated: June 15, 2014 5:03 PM

2014 Australian National Table Tennis Championships PERTH WA

U21 Men's Team

TEAM RESULTS

MATCH SCORES										
TEAMS		1	2	3	4	5	6	WINS	MP	PLACE
1	New South Wales		4/5	5/4	3/6	8/1	9/0	3/2	8	3
2	Victoria	5/4		8/1	3/6	9/0	9/0	4/1	9	2
3	South Australia	4/5	1/8		4/5	8/1	9/0	2/3	7	4
4	Queensland	6/3	6/3	5/4		9/0	9/0	5/0	10	1
5	Western Australia	1/8	0/9	1/8	0/9		5/4	1/4	6	5
6	Western Australia B	0/9	0/9	0/9	0/9	4/5		0/5	5	6

PROGRESSIVE RESULTS						
TEAMS		R1	R2	R3	R4	R5
1	New South Wales	3/6	9/0	5/4	8/1	4/5
2	Victoria	9/0	3/6	9/0	8/1	5/4
3	South Australia	9/0	8/1	4/5	1/8	4/5
4	Queensland	6/3	6/3	9/0	9/0	5/4
5	Western Australia	0/9	1/8	0/9	1/8	5/4
6	Western Australia B	0/9	0/9	0/9	0/9	4/5

Last Updated: July 2, 2014 6:31 PM

TEAMS ANALYSIS

U21 Men's Team

	New South Wales				Queensland			South Australia			Victoria				Western Australia				Western Australia B				Wins	Losses		
	PLAYER	DD	EF	AN	DR	MD	BH	BL	MB	MC	SP	LC	SP	BT	NV	HG	WH	AJ	MK	HG	LH	CJ				PT
NSW	Daniel Dai								3/0	2/3	3/2	3/1		3/2	0/3		3/0	3/1	3/0	3/0		3/0	3/0	10	2	83.33%
	Eric Foley					3/0	3/0	1/3	2/3	0/3	3/1	2/3		3/2	2/3		3/0	3/1	3/0					7	5	58.33%
	Abraham Ng					3/1	1/3	1/3	2/3	3/0	3/1	0/3		3/1	0/3					3/0		3/0	3/0	7	5	58.33%
	Danny Rauv					1/3	2/3	1/3									3/1	1/3	3/0	3/0		3/0	3/0	5	4	55.56%
QLD	Mateo Dvorani		0/3	1/3	3/1				0/3	1/3	3/0		3/1	3/1	0/3		3/0	3/0	3/1	3/0	3/2	3/0		10	5	66.67%
	Ben Houghton		0/3	3/1	3/2				3/0	0/3	3/1		3/0	3/1	0/3		3/1	3/1	3/0	3/0	3/0	3/0		12	3	80.00%
	Bruce Lee		3/1	3/1	3/1				3/2	1/3	3/0		3/0	3/0	2/3		3/1	3/0	3/0	3/0	3/0	3/0		13	2	86.67%
SA	Matthew Blumenfeld	0/3	3/2	3/2		3/0	0/3	2/3				0/3		0/3	1/3		3/0	3/1	3/0		3/0	3/0	3/0	9	6	60.00%
	Mensur Cutahija	3/2	3/0	0/3		3/1	3/0	3/1				2/3		3/1	0/3		3/0	3/0	3/0		3/0	3/1	3/0	12	3	80.00%
	Sandro Pikula	2/3	1/3	1/3		0/3	1/3	0/3				0/3		1/3	0/3		1/3	3/0	3/0		3/1	3/0	3/0	5	10	33.33%
VIC	Luke Cosgriff	1/3	3/2	3/0					3/0	3/2	3/0						3/0	3/1	3/0	3/0	3/0		3/0	11	1	91.67%
	Sam Palmer					1/3	0/3	0/3									3/0	3/0	3/0	3/0	3/1		3/1	6	3	66.67%
	Ben Taylor	2/3	2/3	1/3		1/3	1/3	0/3	3/0	1/3	3/1									3/0	3/0		3/0	5	7	41.67%
	Nathan Van Der Heiden	3/0	3/2	3/0		3/0	3/0	3/2	3/1	3/0	3/0						3/0	3/0	3/0					12	0	100.00%
WA	Harrison Grimshaw																				0/3	3/0	2/3	1	2	33.33%
	William Han	0/3	0/3		1/3	0/3	1/3	1/3	0/3	0/3	3/1	0/3	0/3		0/3									1	11	8.33%
	Aidan Johnstone	1/3	1/3		3/1	0/3	1/3	0/3	1/3	0/3	0/3	1/3	0/3		0/3						2/3	3/0	3/0	3	12	20.00%
	Mohit Kapoor	0/3	0/3		0/3	1/3	0/3	0/3	0/3	0/3	0/3	0/3	0/3		0/3						0/3	3/1	3/2	2	13	13.33%
WA B	Harrison Grimshaw	0/3		0/3	0/3	0/3	0/3	0/3				0/3	0/3	0/3										0	9	0.00%
	Luka Harfouch					2/3	0/3	0/3	0/3	0/3	1/3	0/3	1/3	0/3		3/0		3/2	3/0					3	9	25.00%
	Connor Johnstone	0/3		0/3	0/3	0/3	0/3	0/3	0/3	1/3	0/3					0/3		0/3	1/3					0	12	0.00%
	Preston Tan-Kang	0/3		0/3	0/3				0/3	0/3	0/3	0/3	1/3	0/3		3/2		0/3	2/3					1	11	8.33%

2014 Australian National Table Tennis Championships PERTH WA

Men's Open Team - Playoffs

Playoff Positions 1-4

<i>Victoria</i>	
<i>Queensland</i>	<i>Victoria</i> 4 - 2
<i>Presidents</i>	<i>Victoria</i> 4 - 3
<i>New South Wales</i>	<i>New South Wales</i> 4 - 1
	Position 3 <i>Queensland</i> 4 - 1

Playoff Positions 5-8

<i>South Australia</i>	
<i>Western Australia</i>	<i>Western Australia</i> 4 - 1
<i>Aust Capital Territory</i>	<i>Victoria B</i> 4 - 2
<i>Victoria B</i>	<i>Victoria B</i> 4 - 0
	Position 7 <i>South Australia</i> 4 - 1

Playoff Positions 9-10

<i>Western Australia B</i>	
<i>Western Australia C</i>	<i>Western Australia C</i> 4 - 3

2014 Australian National Table Tennis Championships PERTH WA

Men's Open Team - Division A

TEAM RESULTS

MATCH SCORES									
TEAMS		1	2	3	4	5	WINS	MP	PLACE
1	Victoria		6/1	7/0	6/1	7/0	4/0	8	1
2	South Australia	1/6		7/0	3/4	7/0	2/2	6	3
3	Aust Capital Territory	0/7	0/7		2/5	6/1	1/3	5	4
4	Presidents	1/6	4/3	5/2		7/0	3/1	7	2
5	Western Australia B	0/7	0/7	1/6	0/7		0/4	4	5

PROGRESSIVE RESULTS						
TEAMS		R1	R2	R3	R4	R5
1	Victoria	6/1		7/0	7/0	6/1
2	South Australia	7/0	3/4		7/0	1/6
3	Aust Capital Territory		6/1	0/7	0/7	2/5
4	Presidents	1/6	4/3	7/0		5/2
5	Western Australia B	0/7	1/6	0/7	0/7	

Last Updated: July 1, 2014 8:15 PM

2014 Australian National Table Tennis Championships PERTH WA

Men's Open Team - Division B

TEAM RESULTS

MATCH SCORES									
TEAMS		1	2	3	4	5	WINS	MP	PLACE
1	New South Wales		4/3	5/2	5/2	7/0	4/0	8	1
2	Queensland	3/4		4/3	4/1	7/0	3/1	7	2
3	Western Australia	2/5	3/4		1/6	6/1	1/3	5	4
4	Victoria B	2/5	1/4	6/1		7/0	2/2	6	3
5	Western Australia C	0/7	0/7	1/6	0/7		0/4	4	5

PROGRESSIVE RESULTS						
TEAMS		R1	R2	R3	R4	R5
1	New South Wales	5/2		5/2	7/0	4/3
2	Queensland	7/0	4/1		4/3	3/4
3	Western Australia		6/1	2/5	3/4	1/6
4	Victoria B	2/5	1/4	7/0		6/1
5	Western Australia C	0/7	1/6	0/7	0/7	

Last Updated: July 1, 2014 5:06 PM

2014 Australian National Table Tennis Championships PERTH WA

U21 Men's Team

TEAM RESULTS

MATCH SCORES										
TEAMS		1	2	3	4	5	6	WINS	MP	PLACE
1	New South Wales		4/5	5/4	3/6	8/1	9/0	3/2	8	3
2	Victoria	5/4		8/1	3/6	9/0	9/0	4/1	9	2
3	South Australia	4/5	1/8		4/5	8/1	9/0	2/3	7	4
4	Queensland	6/3	6/3	5/4		9/0	9/0	5/0	10	1
5	Western Australia	1/8	0/9	1/8	0/9		5/4	1/4	6	5
6	Western Australia B	0/9	0/9	0/9	0/9	4/5		0/5	5	6

PROGRESSIVE RESULTS						
TEAMS		R1	R2	R3	R4	R5
1	New South Wales	3/6	9/0	5/4	8/1	4/5
2	Victoria	9/0	3/6	9/0	8/1	5/4
3	South Australia	9/0	8/1	4/5	1/8	4/5
4	Queensland	6/3	6/3	9/0	9/0	5/4
5	Western Australia	0/9	1/8	0/9	1/8	5/4
6	Western Australia B	0/9	0/9	0/9	0/9	4/5

Last Updated: July 2, 2014 6:31 PM

2014 Australian National Table Tennis Championships PERTH WA

Women's Open Team

TEAM RESULTS

MATCH SCORES										
TEAMS		1	2	3	4	5	6	WINS	MP	PLACE
1	Victoria		5/2	1/4	7/0	5/2	4/0	4/1	9	2
2	Presidents	2/5		3/4	7/0	6/1	6/1	3/2	8	3
3	Presidents B	4/1	4/3		5/2	5/2	5/2	5/0	10	1
4	Western Australia	0/7	0/7	2/5		4/3	6/1	2/3	7	4
5	Western Australia - U21	2/5	1/6	2/5	3/4		5/4	1/4	6	5
6	Queensland - U21	0/4	1/6	2/5	1/6	4/5		0/5	5	6

PROGRESSIVE RESULTS						
TEAMS		R1	R2	R3	R4	R5
1	Victoria	7/0	4/0	1/4	5/2	5/2
2	Presidents	6/1	7/0	6/1	3/4	2/5
3	Presidents B	5/2	5/2	4/1	4/3	5/2
4	Western Australia	0/7	0/7	4/3	6/1	2/5
5	Western Australia - U21	1/6	2/5	3/4	2/5	5/4
6	Queensland - U21	2/5	0/4	1/6	1/6	4/5

Last Updated: July 2, 2014 9:48 PM

TEAMS ANALYSIS

Men's Open Team

	PLAYER	Wins	Losses	
	Quy Cao	3	8	27.27%
	Rohan Dhooria	4	6	40.00%
	Bryan Harper	1	9	10.00%
NSW	Guy Fainbloom	4	0	100.00%
	Tatsuya Hidaka	8	0	100.00%
	Chai-Wei Lin	0	2	0.00%
	Erny Tsao	6	5	54.55%
	Shaoping Zhang	5	4	55.56%
PR	Xavier Dixon	4	7	36.36%
	Weicheng (jack) Huang	6	5	54.55%
	Hugo Krier	7	3	70.00%
QLD	Stanley Chan	2	7	22.22%
	Anikin So	1	1	50.00%
	Kane Townsend	10	2	83.33%
	Wade Townsend	6	2	75.00%
SA	Phi Nguyen	5	5	50.00%
	Marc Tunbridge	8	4	66.67%
	Samuel Von Einem	6	4	60.00%
VIC	Dillon Chambers	6	2	75.00%
	Chamara Fernando	9	2	81.82%
	Heming Hu	6	2	75.00%
	David Powell	8	0	100.00%
VIC B	Jesse Bricknell	7	3	70.00%
	Craig Carter	6	4	60.00%
	Yang Shen	7	3	70.00%
WA	Moises Garcia	2	8	20.00%
	Alvin Jiang	11	0	100.00%
	Chak Nhem	0	4	0.00%
	Min Yoon Tai	3	5	37.50%
WA B	Jeremy Khoo	0	10	0.00%
	Philip Ranger	3	7	30.00%
	Thain Chai Yong	0	10	0.00%
WA C	Kip Chang	0	6	0.00%
	Peter Williams	1	7	12.50%
	Cedric Wilson	1	7	12.50%
	Patrick Yap	3	5	37.50%

TEAMS ANALYSIS
Men's Open Team - Playoff Positions 1-4

	PLAYER	New South Wales				Presidents			Queensland			Victoria			Wins	Losses	
		TH	CL	ET	SZ	XD	WH	HK	SC	KT	WT	CF	HH	DP			
NSW	Tatsuya Hidaka					3/0	3/0					3/0	3/1		4	0	100.00%
	Chai-Wei Lin											1/3		0/3	0	2	0.00%
	Erny Tsao							1/3					3/2	2/3	1	2	33.33%
	Shaoping Zhang					3/1									1	0	100.00%
PR	Xavier Dixon	0/3			1/3					0/3				0	3	0.00%	
	Weicheng (jack) Huang	0/3							3/1	0/3				1	2	33.33%	
	Hugo Krier			3/1							1/3			1	1	50.00%	
QLD	Stanley Chan						1/3							0/3	0	2	0.00%
	Kane Townsend					3/0	3/0					3/1	1/3		3	1	75.00%
	Wade Townsend							3/1					1/3	2/3	1	2	33.33%
VIC	Chamara Fernando	0/3	3/1							1/3					1	2	33.33%
	Heming Hu	1/3		2/3						3/1	3/1				2	2	50.00%
	David Powell		3/0	3/2					3/0		3/2				4	0	100.00%

Men's Open Team - Playoff Positions 5-8

	PLAYER	Aust Capital			South Australia			Victoria B			Western Australia			Wins	Losses	
		QC	RD	BH	PN	MT	SV	JB	CC	YS	MG	AJ	MT			
	Quy Cao					0/3	0/3		1/3					0	3	0.00%
	Rohan Dhooria				3/2					1/3				1	1	50.00%
	Bryan Harper					1/3		0/3						0	2	0.00%
SA	Phi Nguyen		2/3									2/3	0	2	0.00%	
	Marc Tunbridge	3/0		3/1							3/0	1/3	3	1	75.00%	
	Samuel Von Einem	3/0									1/3		1	1	50.00%	
VIC B	Jesse Bricknell			3/0								1/3	3/0	2	1	66.67%
	Craig Carter	3/1									3/2	0/3	2	1	66.67%	
	Yang Shen		3/1									3/2	2	0	100.00%	
WA	Moises Garcia					0/3			2/3					0	2	0.00%
	Alvin Jiang					3/1	3/1	3/1	3/0					4	0	100.00%
	Min Yoon Tai				3/2			0/3		2/3				1	2	33.33%

Men's Open Team - Playoff Positions 9-10

	PLAYER	Western Australia B			Western Australia C			Wins	Losses	
		JK	PR	TY	PW	CW	PY			
WA B	Jeremy Khoo				1/3		2/3	0	2	0.00%
	Philip Ranger				3/0	3/1		2	0	100.00%
	Thain Chai Yong					0/3	2/3	0	2	0.00%
WA C	Peter Williams	3/1	0/3					1	1	50.00%
	Cedric Wilson		1/3	3/0				1	1	50.00%
	Patrick Yap	3/2		3/2				2	0	100.00%

TEAMS ANALYSIS
Men's Open Team - Division A

	PLAYER	Aust Capital			Presidents			South Australia			Victoria				Western Australia B			Wins	Losses	
		QC	RD	BH	XD	WH	HK	PN	MT	SV	DC	CF	HH	DP	JK	PR	TY			
	Quy Cao				3/1		2/3		0/3	0/3	0/3	1/3				3/1	3/0	3	5	37.50%
	Rohan Dhooria					3/2	0/3	2/3	1/3			0/3		0/3	3/0		3/2	3	5	37.50%
	Bryan Harper				0/3	0/3		1/3		0/3	0/3			0/3	3/2	1/3		1	7	12.50%
PR	Xavier Dixon	1/3		3/0				0/3		3/1	0/3		0/3		3/0		3/0	4	4	50.00%
	Weicheng (jack) Huang		2/3	3/0				3/2	1/3		3/2	1/3			3/0	3/0		5	3	62.50%
	Hugo Krier	3/2	3/0						3/0	3/1		0/3	0/3			3/0	3/0	6	2	75.00%
SA	Phi Nguyen		3/2	3/1	3/0	2/3					0/3			0/3	3/0	3/0		5	3	62.50%
	Marc Tunbridge	3/0	3/1			3/1	0/3					0/3		2/3		3/0	3/0	5	3	62.50%
	Samuel Von Einem	3/0		3/0	1/3		1/3				3/2	0/3			3/0		3/0	5	3	62.50%
VIC	Dillon Chambers	3/0		3/0	3/0	2/3		3/0		2/3						3/0	3/0	6	2	75.00%
	Chamara Fernando	3/1	3/0			3/1	3/0		3/0	3/0					3/0		3/0	8	0	100.00%
	Heming Hu				3/0		3/0								3/0	3/0		4	0	100.00%
	David Powell		3/0	3/0				3/0	3/2									4	0	100.00%
WA B	Jeremy Khoo		0/3	2/3	0/3	0/3		0/3	0/3	0/3		0/3	0/3					0	8	0.00%
	Philip Ranger	1/3		3/1		0/3	0/3	0/3	0/3		0/3		0/3					1	7	12.50%
	Thain Chai Yong	0/3	2/3		0/3		0/3		0/3	0/3	0/3	0/3						0	8	0.00%

Men's Open Team - Division B

	PLAYER	New South Wales				Queensland				Victoria B			Western Australia				Western Australia C				Wins	Losses	
		GF	TH	ET	SZ	SC	AS	KT	WT	JB	CC	YS	MG	AJ	CN	MT	KC	PW	CW	PY			
NSW	Guy Fainbloom									3/2		3/2							3/0	3/0	4	0	100.00%
	Tatsuya Hidaka					3/0		3/2					3/0		3/0					4	0	100.00%	
	Erny Tsao					3/1			0/3		3/0	1/3	3/1	1/3			3/0		3/0	5	3	62.50%	
	Shaoping Zhang							0/3	1/3	2/3	3/2			2/3	3/0		3/0	3/0		4	4	50.00%	
QLD	Stanley Chan		0/3	1/3							0/3			1/3		2/3	3/0			3/2	2	5	28.57%
	Anikin So													0/3			3/0				1	1	50.00%
	Kane Townsend		2/3		3/0					3/0		3/0	3/1			3/0			3/0	3/0	7	1	87.50%
	Wade Townsend			3/0	3/1							3/1	3/0						3/0		5	0	100.00%
VIC B	Jesse Bricknell	2/3			3/2			0/3							3/2	3/1	3/0	3/0			5	2	71.43%
	Craig Carter			0/3	2/3	3/0							3/1	2/3				3/0	3/0		4	3	57.14%
	Yang Shen	2/3		3/1				0/3	1/3				3/0		3/0		3/0		3/1		5	3	62.50%
WA	Moises Garcia		0/3	1/3				1/3	0/3		1/3	0/3						3/0		3/1	2	6	25.00%
	Alvin Jiang			3/1	3/2	3/1	3/0				3/2						3/0	3/0			7	0	100.00%
	Chak Nhem		0/3		0/3					2/3		0/3									0	4	0.00%
	Min Yoon Tai					3/2		0/3		1/3							3/0			0/3	2	3	40.00%
WA C	Kip Chang					0/3	0/3			0/3		0/3		0/3		0/3					0	6	0.00%
	Peter Williams			0/3	0/3					0/3	0/3		0/3	0/3							0	6	0.00%
	Cedric Wilson	0/3			0/3			0/3	0/3		0/3	1/3									0	6	0.00%
	Patrick Yap	0/3		0/3		2/3		0/3					1/3			3/0					1	5	16.67%

TEAMS ANALYSIS

U21 Men's Team

	New South Wales				Queensland			South Australia			Victoria				Western Australia				Western Australia B				Wins	Losses		
	PLAYER	DD	EF	AN	DR	MD	BH	BL	MB	MC	SP	LC	SP	BT	NV	HG	WH	AJ	MK	HG	LH	CJ				PT
NSW	Daniel Dai								3/0	2/3	3/2	3/1		3/2	0/3		3/0	3/1	3/0	3/0		3/0	3/0	10	2	83.33%
	Eric Foley					3/0	3/0	1/3	2/3	0/3	3/1	2/3		3/2	2/3		3/0	3/1	3/0					7	5	58.33%
	Abraham Ng					3/1	1/3	1/3	2/3	3/0	3/1	0/3		3/1	0/3					3/0		3/0	3/0	7	5	58.33%
	Danny Rauv					1/3	2/3	1/3									3/1	1/3	3/0	3/0		3/0	3/0	5	4	55.56%
QLD	Mateo Dvorani		0/3	1/3	3/1				0/3	1/3	3/0		3/1	3/1	0/3		3/0	3/0	3/1	3/0	3/2	3/0		10	5	66.67%
	Ben Houghton		0/3	3/1	3/2				3/0	0/3	3/1		3/0	3/1	0/3		3/1	3/1	3/0	3/0	3/0	3/0		12	3	80.00%
	Bruce Lee		3/1	3/1	3/1				3/2	1/3	3/0		3/0	3/0	2/3		3/1	3/0	3/0	3/0	3/0	3/0		13	2	86.67%
SA	Matthew Blumenfeld	0/3	3/2	3/2		3/0	0/3	2/3				0/3		0/3	1/3		3/0	3/1	3/0		3/0	3/0	3/0	9	6	60.00%
	Mensur Cutahija	3/2	3/0	0/3		3/1	3/0	3/1				2/3		3/1	0/3		3/0	3/0	3/0		3/0	3/1	3/0	12	3	80.00%
	Sandro Pikula	2/3	1/3	1/3		0/3	1/3	0/3				0/3		1/3	0/3		1/3	3/0	3/0		3/1	3/0	3/0	5	10	33.33%
VIC	Luke Cosgriff	1/3	3/2	3/0					3/0	3/2	3/0						3/0	3/1	3/0	3/0	3/0		3/0	11	1	91.67%
	Sam Palmer					1/3	0/3	0/3									3/0	3/0	3/0	3/0	3/1		3/1	6	3	66.67%
	Ben Taylor	2/3	2/3	1/3		1/3	1/3	0/3	3/0	1/3	3/1									3/0	3/0		3/0	5	7	41.67%
	Nathan Van Der Heiden	3/0	3/2	3/0		3/0	3/0	3/2	3/1	3/0	3/0						3/0	3/0	3/0					12	0	100.00%
WA	Harrison Grimshaw																				0/3	3/0	2/3	1	2	33.33%
	William Han	0/3	0/3		1/3	0/3	1/3	1/3	0/3	0/3	3/1	0/3	0/3		0/3									1	11	8.33%
	Aidan Johnstone	1/3	1/3		3/1	0/3	1/3	0/3	1/3	0/3	0/3	1/3	0/3		0/3						2/3	3/0	3/0	3	12	20.00%
	Mohit Kapoor	0/3	0/3		0/3	1/3	0/3	0/3	0/3	0/3	0/3	0/3	0/3		0/3						0/3	3/1	3/2	2	13	13.33%
WA B	Harrison Grimshaw	0/3		0/3	0/3	0/3	0/3	0/3				0/3	0/3	0/3										0	9	0.00%
	Luka Harfouch					2/3	0/3	0/3	0/3	0/3	1/3	0/3	1/3	0/3		3/0		3/2	3/0					3	9	25.00%
	Connor Johnstone	0/3		0/3	0/3	0/3	0/3	0/3	0/3	1/3	0/3					0/3		0/3	1/3					0	12	0.00%
	Preston Tan-Kang	0/3		0/3	0/3				0/3	0/3	0/3	0/3	1/3	0/3		3/2		0/3	2/3					1	11	8.33%

TEAMS ANALYSIS

Women's Open Team

	PLAYER	Presidents			Presidents B			Queensland - U21			Victoria			Western Australia			Western Australia -			Wins	Losses	
		V B	M G	M G	M B	J H	N W	M F	A M	N W	A D	M M	M T	M D	T J	N N	M K	H N	K V			
PR	Vy Bui				3/2	1/3			3/1	3/0	0/3	1/3			3/0	3/0	3/1	3/0		7	3	70.00%
	Maddy Goodsell					1/3	3/0	3/0		3/0	0/3		3/0	3/0	3/0			3/1	3/0	8	2	80.00%
	Marsha Guseva				0/3		3/1	3/1	2/3			0/3	3/0	3/1		3/0	3/0		2/3	6	4	60.00%
PR B	Michelle Beaumont	2/3		3/0				3/0		3/0	3/0		3/0		3/0	3/0	3/0		3/0	9	1	90.00%
	Ju Fang (berry) Hsuek	3/1	3/1						3/0	3/0			3/0	3/0		3/0		3/0	3/0	9	0	100.00%
	Natacha Williams		0/3	1/3				0/3	0/3			0/3		1/3	1/3		1/3	0/3		0	9	0.00%
QI U	Melody Fung		0/3	1/3	0/3		3/0					0/3			0/3	0/3	1/3	0/3	1/3	1	9	10.00%
	Ashley Martin	1/3		3/2		0/3	3/0				0/3			0/3	3/0		3/0	2/3	3/0	5	5	50.00%
	Natahlia Werner	0/3	0/3		0/3	0/3							0/3	1/3		2/3	3/1	0/3	3/0	2	8	20.00%
VIC	Amber Dou	3/0	3/0		0/3				3/0						3/0	3/0	3/0	3/0		7	1	87.50%
	Miao Miao	3/1		3/0			3/0	3/0						3/0		3/0		3/0	3/0	8	0	100.00%
	Melissa Tapper		0/3	0/3	0/3	0/3				3/0				3/0	3/0		0/3		0/3	3	6	33.33%
WA	Mary Dombrose		0/3	1/3		0/3	3/1		3/0	3/1		0/3	0/3				3/1		3/0	5	5	50.00%
	Tjen Fong Joeng	0/3	0/3		0/3		3/1	3/0	0/3		0/3		0/3				1/3	0/3		2	8	20.00%
	Nanako Nomura	0/3		0/3	0/3	0/3		3/0		3/2	0/3	0/3						2/3	3/1	3	7	30.00%
WA U	Mia Kelly	1/3		0/3	0/3		3/1	3/1	0/3	1/3	0/3		3/0	1/3	3/1					4	7	36.36%
	Holly Nicolas	0/3	1/3			0/3	3/0	3/0	3/2	3/0	0/3	0/3			3/0	3/2				6	5	54.55%
	Katy Valentine		0/3	3/2	0/3	0/3		3/1	0/3	0/3		0/3	3/0	0/3		1/3				3	8	27.27%

2014 Australian National Table Tennis Championships PERTH WA

Men's Open Team - Division A

TEAM RESULTS

MATCH SCORES									
TEAMS		1	2	3	4	5	WINS	MP	PLACE
1	Victoria		6/1	7/0	6/1	7/0	4/0	8	1
2	South Australia	1/6		7/0	3/4	7/0	2/2	6	3
3	Aust Capital Territory	0/7	0/7		2/5	6/1	1/3	5	4
4	Presidents	1/6	4/3	5/2		7/0	3/1	7	2
5	Western Australia B	0/7	0/7	1/6	0/7		0/4	4	5

PROGRESSIVE RESULTS						
TEAMS		R1	R2	R3	R4	R5
1	Victoria	6/1		7/0	7/0	6/1
2	South Australia	7/0	3/4		7/0	1/6
3	Aust Capital Territory		6/1	0/7	0/7	2/5
4	Presidents	1/6	4/3	7/0		5/2
5	Western Australia B	0/7	1/6	0/7	0/7	

Last Updated: July 1, 2014 4:55 PM

2014 Australian National Table Tennis Championships PERH WA

MensTeam Division A

ROUND	DAY	TIME	TABLE NO
1	Sun	1330	1

Presidents							Victoria										
Player's Name		Game	Game	Game	Game	Game	Player's Name		Game	Game	Game	Game	Game	Matches		Games	
		1	2	3	4	5			1	2	3	4	5	ABC	XYZ	ABC	XYZ
A: Xavier Dixon		9	4	4			Y: Heming Hu		11	11	11				1		3
B: Weicheng (jack) Huang		11	8	3	11	13	X: Dillon Chambers		9	11	11	8	11	1		3	2
C: Hugo Krier		7	4	9			Z: Chamara Fernando		11	11	11				1		3
Doubles	Hugo Krier	9	6	10			Doubles	Heming Hu	11	11	12				1		3
	Weicheng (jack) Huang							David Powell									
A: Xavier Dixon	0	2	4	7	11		X: Dillon Chambers	1	1	11	11	13			1		3
C: Hugo Krier	0	2	6	7	6		Y: Heming Hu	2	0	11	11	11			1		3
B: Weicheng (jack) Huang	1	1	5	10	11	5	Z: Chamara Fernando	2	0	11	12	9	11		1	1	3
Team							Matches	Games	Captain's Signature								
Winner	Victoria						6	20									
Loser	Presidents						1	4									

2014 Australian National Table Tennis Championships PERH WA

MensTeam Division A

ROUND	DAY	TIME	TABLE NO
1	Sun	1330	2

Western Australia B						South Australia														
Player's Name		Game	Game	Game	Game	Game	Player's Name					Game	Game	Game	Game	Game	Matches		Games	
		1	2	3	4	5						1	2	3	4	5	ABC	XYZ	ABC	XYZ
A: Thain Chai Yong		3	3	5			Y: Samuel Von Einem		11	11	11						1		3	
B: Philip Ranger		6	4	4			X: Marc Tunbridge		11	11	11						1		3	
C: Jeremy Khoo		5	7	5			Z: Phi Nguyen		11	11	11						1		3	
Doubles	Thain Chai Yong	6	6	5			Doubles	Marc Tunbridge	11	11	11						1		3	
	Philip Ranger							Phi Nguyen												
A: Thain Chai Yong	0	2	9	4	6		X: Marc Tunbridge	2	0	11	11	11					1		3	
C: Jeremy Khoo	0	2	8	7	2		Y: Samuel Von Einem	2	0	11	11	11					1		3	
B: Philip Ranger	0	2	4	5	5		Z: Phi Nguyen	2	0	11	11	11					1		3	
Team								Matches		Games		Captain's Signature								
Winner	South Australia							7		21										
Loser	Western Australia B							0		0										

2014 Australian National Table Tennis Championships PERH WA

MensTeam Division A

ROUND	DAY	TIME	TABLE NO
2	Sun	1700	4

South Australia							Presidents													
Player's Name		Game	Game	Game	Game	Game	Player's Name					Game	Game	Game	Game	Game	Matches		Games	
		1	2	3	4	5						1	2	3	4	5	ABC	XYZ	ABC	XYZ
A: Phi Nguyen		11	11	11			Y: Xavier Dixon		6	8	7					1		3		
B: Marc Tunbridge		11	11	8	11		X: Weicheng (jack) Huang		8	7	11	8				1		3	1	
C: Samuel Von Einem		7	11	4	8		Z: Hugo Krier		11	7	11	11					1	1	3	
Doubles	Phi Nguyen	11	11	11			Doubles	Xavier Dixon	3	6	8					1		3		
	Marc Tunbridge							Weicheng (jack) Huang												
A: Phi Nguyen	1	1	13	11	7	11	10	X: Weicheng (jack) Huang	1	1	15	7	11	9	12		1	2	3	
C: Samuel Von Einem	0	2	12	12	7	6		Y: Xavier Dixon	1	1	10	14	11	11			1	1	3	
B: Marc Tunbridge	1	1	8	4	8			Z: Hugo Krier	2	0	11	11	11				1		3	
Team							Matches	Games	Captain's Signature											
Winner	Presidents						4	13												
Loser	South Australia						3	13												

2014 Australian National Table Tennis Championships PERH WA

MensTeam Division A

ROUND	DAY	TIME	TABLE NO
2	Sun	1700	5

Western Australia B						Aust Capital Territory											
Player's Name	Game	Game	Game	Game	Game	Player's Name	Game	Game	Game	Game	Game	Matches		Games			
	1	2	3	4	5		1	2	3	4	5	ABC	XYZ	ABC	XYZ		
A: Jeremy Khoo	9	15	11	10	6	Y: Bryan Harper	11	13	7	12	11		1	2	3		
B: Thain Chai Yong	8	11	7	11	8	X: Rohan Dhooria	11	9	11	6	11		1	2	3		
C: Philip Ranger	6	4	11	11		Z: Quy Cao	11	11	8	13			1	1	3		
Doubles	Jeremy Khoo	3	11	7	8	Doubles	Bryan Harper	11	6	11	11			1	1	3	
	Philip Ranger						Quy Cao										
A: Jeremy Khoo	0	2	8	13	4	X: Rohan Dhooria	2	0	11	15	11			1		3	
C: Philip Ranger	1	1	11	5	12	11	Y: Bryan Harper	1	1	5	11	10	8	1		3	1
B: Thain Chai Yong	0	2	2	2	10		Z: Quy Cao	2	0	11	11	12			1		3
Team						Matches		Games		Captain's Signature							
Winner	Aust Capital Territory					6	19										
Loser	Western Australia B					1	9										

2014 Australian National Table Tennis Championships PERH WA

MensTeam Division A

ROUND	DAY	TIME	TABLE NO
3	Mon	1200	1

Aust Capital Territory						Victoria									
Player's Name	Game	Game	Game	Game	Game	Player's Name	Game	Game	Game	Game	Game	Matches		Games	
	1	2	3	4	5		1	2	3	4	5	ABC	XYZ	ABC	XYZ
A: Rohan Dhooria	5	4	5			Y: David Powell	11	11	11				1		3
B: Quy Cao	7	11	10	1		X: Chamara Fernando	11	9	12	11			1	1	3
C: Bryan Harper	5	6	5			Z: Dillon Chambers	11	11	11				1		3
Doubles Quy Cao	11	2	2	8		Doubles Dillon Chambers	9	11	11	11			1	1	3
Doubles Rohan Dhooria						Doubles Heming Hu									
A: Rohan Dhooria	0	2	4	10	8	X: Chamara Fernando	2	0	11	12	11		1		3
C: Bryan Harper	0	2	5	7	9	Y: David Powell	2	0	11	11	11		1		3
B: Quy Cao	0	2	8	7	8	Z: Dillon Chambers	2	0	11	11	11		1		3
Team						Matches		Games		Captain's Signature					
Winner	Victoria					7		21							
Loser	Aust Capital Territory					0		2							

Last Updated: June 30, 2014 4:43 PM

Did both teams stop at a result YES / NO

Captains to confirm Winning Captain _____
If YES Losing Captain _____

2014 Australian National Table Tennis Championships PERH WA

MensTeam Division A

ROUND	DAY	TIME	TABLE NO
3	Mon	1200	2

Presidents						Western Australia B															
Player's Name		Game	Game	Game	Game	Game	Player's Name					Game	Game	Game	Game	Game	Matches		Games		
		1	2	3	4	5						1	2	3	4	5	ABC	XYZ	ABC	XYZ	
A: Xavier Dixon		11	11	11			Y: Thain Chai Yong					3	5	5			1		3		
B: Weicheng (jack) Huang		15	12	11			X: Jeremy Khoo					13	10	5			1		3		
C: Hugo Krier		11	11	11			Z: Philip Ranger					4	9	7			1		3		
Doubles	Hugo Krier	11	4	10	11	11	Doubles	Thain Chai Yong					9	11	12	4	3	1		3	2
	Xavier Dixon							Philip Ranger													
A: Xavier Dixon		2	0	11	11	11	X: Jeremy Khoo		0	2	2	8	6			1		3			
C: Hugo Krier		2	0	11	11	11	Y: Thain Chai Yong		0	2	5	9	5			1		3			
B: Weicheng (jack) Huang		2	0	11	11	11	Z: Philip Ranger		0	2	9	5	4			1		3			
Team						Matches	Games	Captain's Signature													
Winner	Presidents					7	21														
Loser	Western Australia B					0	2														

Last Updated: June 30, 2014 4:32 PM

Did both teams stop at a result YES / NO

Captians to confirm Winning Captain _____
If YES Losing Captain _____

2014 Australian National Table Tennis Championships PERTH WA

MensTeam Division A

ROUND	DAY	TIME	TABLE NO
4	Mon	1600	6

Western Australia B							Victoria										
Player's Name		Game	Game	Game	Game	Game	Player's Name		Game	Game	Game	Game	Game	Matches		Games	
		1	2	3	4	5			1	2	3	4	5	ABC	XYZ	ABC	XYZ
A: Thain Chai Yong		4	3	5			Y: Chamara Fernando		11	11	11				1		3
B: Philip Ranger		4	8	9			X: Dillon Chambers		11	11	11				1		3
C: Jeremy Khoo		4	3	9			Z: Heming Hu		11	11	11				1		3
Doubles	Thain Chai Yong	5	5	7			Doubles	Chamara Fernando	11	11	11				1		3
	Jeremy Khoo							Dillon Chambers									
A: Thain Chai Yong	0	2	4	6	5		X: Dillon Chambers	2	0	11	11	11			1		3
C: Jeremy Khoo	0	2	5	3	8		Y: Chamara Fernando	2	0	11	11	11			1		3
B: Philip Ranger	0	2	6	9	9		Z: Heming Hu	2	0	11	11	11			1		3
Team		Matches		Games		Captain's Signature											
Winner	Victoria	7		21													
Loser	Western Australia B	0		0													

Last Updated: June 30, 2014 7:48 PM

Did both teams stop at a result YES / NO

Captians to confirm Winning Captain _____
If YES Losing Captain _____

2014 Australian National Table Tennis Championships PERTH WA

MensTeam Division A

ROUND	DAY	TIME	TABLE NO
4	Mon	1600	7

Aust Capital Territory							South Australia									
Player's Name	Game	Game	Game	Game	Game	Player's Name	Game	Game	Game	Game	Game	Matches		Games		
	1	2	3	4	5		1	2	3	4	5	ABC	XYZ	ABC	XYZ	
A: Rohan Dhooria	6	11	11	11	7	Y: Phi Nguyen	11	7	13	6	11		1	2	3	
B: Quy Cao	9	9	9			X: Marc Tunbridge	11	11	11				1		3	
C: Bryan Harper	3	8	5			Z: Samuel Von Einem	11	11	11				1		3	
<small>Dot bles</small> Rohan Dhooria	7	7	7			<small>Dot bles</small> Samuel Von Einem	11	11	11				1		3	
<small>Dot bles</small> Bryan Harper						<small>Dot bles</small> Marc Tunbridge										
A: Rohan Dhooria	0	2	3	11	11	5	X: Marc Tunbridge	2	0	11	13	7	11	1	1	3
C: Bryan Harper	0	2	7	6	11	6	Y: Phi Nguyen	2	0	11	11	8	11	1	1	3
B: Quy Cao	0	2	9	6	5		Z: Samuel Von Einem	2	0	11	11	11		1		3
Team							Matches	Games	Captain's Signature							
Winner	South Australia						7	21								
Loser	Aust Capital Territory						0	4								

Last Updated: June 30, 2014 8:27 PM

Did both teams stop at a result YES / NO

Captians to confirm Winning Captain _____
If YES Losing Captain _____

2014 Australian National Table Tennis Championships PERTH WA

MensTeam Division A

ROUND	DAY	TIME	TABLE NO
5	Tue	1200	1

South Australia						Victoria												
Player's Name	Game	Game	Game	Game	Game	Player's Name	Game	Game	Game	Game	Game	Matches		Games				
	1	2	3	4	5		1	2	3	4	5	ABC	XYZ	ABC	XYZ			
A: Marc Tunbridge	5	11	5			Y: Chamara Fernando	11	13	11				1		3			
B: Phi Nguyen	2	7	3			X: David Powell	11	11	11				1		3			
C: Samuel Von Einem	10	11	6	11	12	Z: Dillon Chambers	12	7	11	9	10	1		3	2			
Doubles Marc Tunbridge	8	2	8			Doubles Heming Hu	11	11	11				1		3			
Doubles Phi Nguyen						Doubles Chamara Fernando												
A: Marc Tunbridge	0	2	11	11	10	6	4	X: David Powell	2	0	9	5	12	11	11	1	2	3
C: Samuel Von Einem	1	1	3	6	7			Y: Chamara Fernando	2	0	11	11	11			1		3
B: Phi Nguyen	0	2	4	4	16			Z: Dillon Chambers	1	1	11	11	18			1		3
Team						Matches		Games		Captain's Signature								
Winner Victoria						6		20										
Loser South Australia						1		5										

Last Updated: July 1, 2014 4:51 PM

Did both teams stop at a result YES / NO

Captians to confirm Winning Captain _____
If YES

Losing Captain _____

2014 Australian National Table Tennis Championships PERTH WA

MensTeam Division A

ROUND	DAY	TIME	TABLE NO
5	Tue	1200	2

Aust Capital Territory							Presidents									
Player's Name	Game	Game	Game	Game	Game	Player's Name	Game	Game	Game	Game	Game	Matches		Games		
	1	2	3	4	5		1	2	3	4	5	ABC	XYZ	ABC	XYZ	
A: Bryan Harper	6	8	3			Y: Xavier Dixon	11	11	11					1		3
B: Rohan Dhooria	11	8	12	14	11	X: Weicheng (jack) Huang	8	11	14	12	8	1			3	2
C: Quy Cao	9	11	11	11	1	Z: Hugo Krier	11	5	9	13	11			1	2	3
Doubles Quy Cao	9	0	9			Doubles Hugo Krier	11	11	11					1		3
Doubles Bryan Harper						Doubles Weicheng (jack) Huang										
A: Bryan Harper	0	2	3	6	7	X: Weicheng (jack) Huang	1	1	11	11	11			1		3
C: Quy Cao	1	1	11	10	11	Y: Xavier Dixon	1	1	9	12	7	6	1		3	1
B: Rohan Dhooria	1	1	0	8	9	Z: Hugo Krier	2	0	11	11	11			1		3
Team							Matches		Games		Captain's Signature					
Winner	Presidents						5		18							
Loser	Aust Capital Territory						2		8							

Last Updated: July 1, 2014 4:36 PM

Did both teams stop at a result YES / NO

Captians to confirm Winning Captain _____
If YES Losing Captain _____

2014 Australian National Table Tennis Championships PERTH WA

Men's Open Team - Division B

TEAM RESULTS

MATCH SCORES									
TEAMS		1	2	3	4	5	WINS	MP	PLACE
1	New South Wales		4/3	5/2	5/2	7/0	4/0	8	1
2	Queensland	3/4		4/3	4/1	7/0	3/1	7	2
3	Western Australia	2/5	3/4		1/6	6/1	1/3	5	4
4	Victoria B	2/5	1/4	6/1		7/0	2/2	6	3
5	Western Australia C	0/7	0/7	1/6	0/7		0/4	4	5

PROGRESSIVE RESULTS						
TEAMS		R1	R2	R3	R4	R5
1	New South Wales	5/2		5/2	7/0	4/3
2	Queensland	7/0	4/1		4/3	3/4
3	Western Australia		6/1	2/5	3/4	1/6
4	Victoria B	2/5	1/4	7/0		6/1
5	Western Australia C	0/7	1/6	0/7	0/7	

Last Updated: July 1, 2014 5:06 PM

2014 Australian National Table Tennis Championships PERH WA

MensTeam Division B

ROUND	DAY	TIME	TABLE NO
1	Sun	1330	3

Victoria B						New South Wales																				
Player's Name						Game	Game	Game	Game	Game	Player's Name					Game	Game	Game	Game	Game	Matches		Games			
						1	2	3	4	5						1	2	3	4	5	ABC	XYZ	ABC	XYZ		
A: Craig Carter						7	8	9			Y: Erny Tsao					11	11	11					1		3	
B: Jesse Bricknell						5	13	12	4	11	X: Shaoping Zhang					11	11	10	11	4	1		3	2		
C: Yang Shen						7	8	11	11	6	Z: Guy Fainbloom					11	11	5	6	11			1	2	3	
Doubles	Craig Carter					11	5	11	6	7	Doubles	Erny Tsao					8	11	8	11	11			1	2	3
	Jesse Bricknell											Shaoping Zhang														
A: Craig Carter		0	2	12	7	11	11	6	X: Shaoping Zhang		1	1	14	11	8	7	11			1	2	3				
C: Yang Shen		1	1	12	6	11	11		Y: Erny Tsao		1	1	10	11	5	5			1		3	1				
B: Jesse Bricknell		1	1	11	9	9	11	10	Z: Guy Fainbloom		2	0	9	11	11	8	12			1	2	3				
Team						Matches		Games		Captain's Signature																
Winner	New South Wales					5		18																		
Loser	Victoria B					2		14																		

2014 Australian National Table Tennis Championships PERH WA

MensTeam Division B

ROUND	DAY	TIME	TABLE NO
1	Sun	1330	4

Queensland							Western Australia C											
Player's Name	Game	Game	Game	Game	Game	Player's Name	Game	Game	Game	Game	Game	Matches		Games				
	1	2	3	4	5		1	2	3	4	5	ABC	XYZ	ABC	XYZ			
A: Kane Townsend	11	11	11			Y: Patrick Yap	6	7	6			1		3				
B: Wade Townsend	11	11	11			X: Cedric Wilson	5	3	6			1		3				
C: Stanley Chan	11	11	11			Z: Kip Chang	4	5	5			1		3				
Doubles	Kane Townsend	11	11	11			Doubles	Patrick Yap	8	7	5			1	3			
	Wade Townsend							Kip Chang										
A: Kane Townsend	2	0	11	11	12	X: Cedric Wilson	0	2	7	4	10			1	3			
C: Stanley Chan	2	0	11	8	11	8	11	Y: Patrick Yap	0	2	9	11	9	11	3	1	3	2
B: Anikin So	2	0	11	12	11		Z: Kip Chang	0	2	9	10	5			1	3		
Team							Matches		Games		Captain's Signature							
Winner	Queensland						7		21									
Loser	Western Australia C						0		2									

2014 Australian National Table Tennis Championships PERH WA

MensTeam Division B

ROUND	DAY	TIME	TABLE NO
2	Sun	1700	6

Queensland						Victoria B											
Player's Name		Game	Game	Game	Game	Game	Player's Name					Matches		Games			
		1	2	3	4	5						ABC	XYZ	ABC	XYZ		
A: Kane Townsend		11	16	11			Y: Jesse Bricknell		5	14	7			1		3	
B: Wade Townsend		11	7	11	11		X: Yang Shen		8	11	8	8		1		3	1
C: Stanley Chan		3	10	5			Z: Craig Carter		11	12	11				1		3
Doubles	Kane Townsend	11	12	13			Doubles	Craig Carter	9	10	11			1		3	
	Wade Townsend							Yang Shen									
A: Kane Townsend		2	0	11	11	11	X: Yang Shen		0	2	9	4	5		1		3
C: Stanley Chan		0	1				Y: Jesse Bricknell		0	1							
B: Wade Townsend		1	0				Z: Craig Carter		1	0							
Team						Matches	Games	Captain's Signature									
Winner	Queensland					4	12										
Loser	Victoria B					1	4										

2014 Australian National Table Tennis Championships PERH WA

MensTeam Division B

ROUND	DAY	TIME	TABLE NO
2	Sun	1700	7

Western Australia							Western Australia C										
Player's Name	Game	Game	Game	Game	Game		Player's Name	Game	Game	Game	Game	Game	Matches		Games		
	1	2	3	4	5			1	2	3	4	5	ABC	XYZ	ABC	XYZ	
A: Moises Garcia	11	11	11				Y: Peter Williams	1	5	5				1		3	
B: Min Yoon Tai	8	8	10				X: Patrick Yap	11	11	12					1	3	
C: Alvin Jiang	11	11	11				Z: Kip Chang	4	4	5				1		3	
Doubles	Min Yoon Tai	9	11	11	11		Doubles	Peter Williams	11	5	5	3		1		3	1
	Moises Garcia							Cedric Wilson									
A: Moises Garcia	2	0	3	11	11		X: Patrick Yap	1	1	11	3	6	5	1		3	1
C: Alvin Jiang	2	0	11	11	11		Y: Peter Williams	0	2	4	5	7		1		3	
B: Min Yoon Tai	1	1	11	11	11		Z: Kip Chang	0	2	4	6	5		1		3	
Team							Matches		Games		Captain's Signature						
Winner	Western Australia						6	18									
Loser	Western Australia C						1	5									

2014 Australian National Table Tennis Championships PERH WA

MensTeam Division B

ROUND	DAY	TIME	TABLE NO
3	Mon	1200	3

Western Australia						New South Wales									
Player's Name	Game	Game	Game	Game	Game	Player's Name	Game	Game	Game	Game	Game	Matches		Games	
	1	2	3	4	5		1	2	3	4	5	ABC	XYZ	ABC	XYZ
A: Moises Garcia	11	4	8	9		Y: Erny Tsao	7	11	11	11			1	1	3
B: Chak Nhem	8	1	9			X: Tatsuya Hidaka	11	11	11				1		3
C: Alvin Jiang	11	6	11	4	11	Z: Shaoping Zhang	6	11	6	11	4	1		3	2
Doubles	Moises Garcia	6	5	7		Doubles	Tatsuya Hidaka	11	11	11			1		3
	Chak Nhem						Erny Tsao								
A: Moises Garcia	0	2	7	4	5	X: Tatsuya Hidaka	2	0	11	11	11		1		3
C: Alvin Jiang	2	0	8	13	11	Y: Erny Tsao	1	1	11	11	4	9	1		3
B: Chak Nhem	0	2	5	8	5	Z: Shaoping Zhang	1	1	11	11	11		1		3
Team						Matches		Games		Captain's Signature					
Winner	New South Wales					5	18								
Loser	Western Australia					2	7								

Last Updated: June 30, 2014 4:41 PM

Did both teams stop at a result YES / NO

Captians to confirm Winning Captain _____
If YES Losing Captain _____

2014 Australian National Table Tennis Championships PERH WA

MensTeam Division B

ROUND	DAY	TIME	TABLE NO
3	Mon	1200	4

Victoria B							Western Australia C										
Player's Name	Game	Game	Game	Game	Game		Player's Name	Game	Game	Game	Game	Game	Matches		Games		
	1	2	3	4	5			1	2	3	4	5	ABC	XYZ	ABC	XYZ	
A: Craig Carter	11	11	11				Y: Peter Williams	8	8	8				1		3	
B: Yang Shen	11	7	11	11			X: Cedric Wilson	6	11	5	3			1		3 1	
C: Jesse Bricknell	11	11	11				Z: Kip Chang	3	5	4				1		3	
Doubles Yang Shen	11	11	11				Doubles Peter Williams	4	9	4				1		3	
Doubles Craig Carter							Doubles Kip Chang										
A: Craig Carter	2	0	11	12	12		X: Cedric Wilson	0	2	7	10	10		1		3	
C: Jesse Bricknell	2	0	11	11	11		Y: Peter Williams	0	2	5	2	3		1		3	
B: Yang Shen	2	0	11	12	11		Z: Kip Chang	0	2	4	10	3		1		3	
Team							Matches	Games	Captain's Signature								
Winner	Victoria B						7	21									
Loser	Western Australia C						0	1									

Last Updated: June 30, 2014 4:37 PM

Did both teams stop at a result YES / NO

Captians to confirm Winning Captain _____
If YES Losing Captain _____

2014 Australian National Table Tennis Championships PERTH WA

MensTeam Division B

ROUND	DAY	TIME	TABLE NO
4	Mon	1600	4

Western Australia C						New South Wales															
Player's Name						Game	Game	Game	Game	Game	Matches				Games						
Player's Name						1	2	3	4	5	ABC	XYZ	ABC	XYZ							
A: Peter Williams						2	6	3													
B: Patrick Yap						9	6	5													
C: Cedric Wilson						6	2	4													
Doubles	Peter Williams					6	8	7													
	Patrick Yap																				
A: Peter Williams	0	2				6	4	6													
C: Cedric Wilson	0	2				1	9	5													
B: Patrick Yap	0	2				2	5	3													
Doubles	Erny Tsao					11	11	11													
	Shaoping Zhang																				
X: Erny Tsao	2	0				11	11	11													
Y: Shaoping Zhang	2	0				11	11	11													
Z: Guy Fainbloom	2	0				11	11	11													
Team						Matches	Games	Captain's Signature													
Winner	New South Wales					7	21														
Loser	Western Australia C					0	0														

Last Updated: June 30, 2014 7:47 PM

Did both teams stop at a result YES / NO

Captians to confirm Winning Captain _____
If YES Losing Captain _____

2014 Australian National Table Tennis Championships PERTH WA

MensTeam Division B

ROUND	DAY	TIME	TABLE NO
4	Mon	1600	5

Queensland							Western Australia															
Player's Name		Game	Game	Game	Game	Game	Player's Name					Game	Game	Game	Game	Game	Matches		Games			
		1	2	3	4	5						1	2	3	4	5	ABC	XYZ	ABC	XYZ		
A:	Kane Townsend	11	11	11			Y:	Min Yoon Tai	4	4	7			1				3				
B:	Wade Townsend	11	11	11			X:	Moises Garcia	4	4	0			1				3				
C:	Stanley Chan	5	6	11	7		Z:	Alvin Jiang	11	11	8	11			1	1	3					
Doubles	Wade Townsend	11	11	11			Doubles	Alvin Jiang	7	8	9			1				3				
	Kane Townsend							Moises Garcia														
A:	Kane Townsend	2	0	11	11	11	11	X:	Moises Garcia	0	2	3	13	2	6	1			3	1		
C:	Stanley Chan	0	2	12	10	12	5	7	Y:	Min Yoon Tai	1	1	10	12	10	11	11		1	2	3	
B:	Anikin So	1	1	4	2	6			Z:	Alvin Jiang	2	0	11	11	11				1		3	
Team							Matches	Games	Captain's Signature													
Winner	Queensland						4	15														
Loser	Western Australia						3	10														

Last Updated: June 30, 2014 8:25 PM

Did both teams stop at a result YES / NO

Captians to confirm Winning Captain _____
 If YES Losing Captain _____

2014 Australian National Table Tennis Championships PERTH WA

MensTeam Division B

ROUND	DAY	TIME	TABLE NO
5	Tue	1200	3

Queensland							New South Wales											
Player's Name	Game	Game	Game	Game	Game		Player's Name	Game	Game	Game	Game	Game	Matches		Games			
	1	2	3	4	5			1	2	3	4	5	ABC	XYZ	ABC	XYZ		
A: Kane Townsend	11	11	11				Y: Shaoping Zhang	8	8	8				1		3		
B: Stanley Chan	8	7	5				X: Tatsuya Hidaka	11	11	11					1	3		
C: Wade Townsend	11	11	11				Z: Erny Tsao	7	7	8				1		3		
Doubles	Kane Townsend	13	11	10	8		Doubles	Tatsuya Hidaka	15	8	12	11			1	1	3	
	Wade Townsend							Shaoping Zhang										
A: Kane Townsend	1	1	7	16	8	11	7	X: Tatsuya Hidaka	2	0	11	14	11	7	11	1	2	3
C: Wade Townsend	2	0	8	11	11			Y: Shaoping Zhang	0	2	11	7	7	9		1	3	1
B: Stanley Chan	0	2	4	11	9	5		Z: Erny Tsao	1	1	11	4	11	11		1	1	3
Team							Matches		Games		Captain's Signature							
Winner	New South Wales						4	13										
Loser	Queensland						3	13										

Last Updated: July 1, 2014 5:04 PM

Did both teams stop at a result YES / NO

Captians to confirm Winning Captain _____
 If YES Losing Captain _____

2014 Australian National Table Tennis Championships PERTH WA

MensTeam Division B

ROUND	DAY	TIME	TABLE NO
5	Tue	1200	4

Western Australia						Victoria B											
Player's Name	Game	Game	Game	Game	Game	Player's Name	Game	Game	Game	Game	Game	Matches		Games			
	1	2	3	4	5		1	2	3	4	5	ABC	XYZ	ABC	XYZ		
A: Moises Garcia	8	7	6			Y: Yang Shen	11	11	11				1		3		
B: Alvin Jiang	8	11	12	11	11	X: Craig Carter	11	9	14	7	7	1		3	2		
C: Chak Nhem	4	11	11	5	8	Z: Jesse Bricknell	11	6	9	11	11		1	2	3		
Doubles Moises Garcia Alvin Jiang	10	8	15	12	9	Doubles Craig Carter Jesse Bricknell	12	11	13	10	11		1	2	3		
	A: Moises Garcia	0	2	7	11		6	7	X: Craig Carter	1	1	11	8	11	11	1	1
C: Chak Nhem	0	2	7	8	5	Y: Yang Shen	2	0	11	11	11		1		3		
B: Min Yoon Tai	1	1	9	8	14	5	Z: Jesse Bricknell	2	0	11	11	12	11		1	1	3
Team						Matches		Games		Captain's Signature							
Winner	Victoria B					6		20									
Loser	Western Australia					1		9									

Last Updated: July 2, 2014 4:08 PM

Did both teams stop at a result YES / NO

Captains to confirm Winning Captain _____
If YES

 Losing Captain _____

TEAMS ANALYSIS
Men's Open Team - Division A

	PLAYER	Aust Capital			Presidents			South Australia			Victoria				Western Australia B			Wins	Losses	
		QC	RD	BH	XD	WH	HK	PN	MT	SV	DC	CF	HH	DP	JK	PR	TY			
	Quy Cao				3/1		2/3		0/3	0/3	0/3	1/3				3/1	3/0	3	5	37.50%
	Rohan Dhooria					3/2	0/3	2/3	1/3			0/3		0/3	3/0		3/2	3	5	37.50%
	Bryan Harper				0/3	0/3		1/3		0/3	0/3			0/3	3/2	1/3		1	7	12.50%
PR	Xavier Dixon	1/3		3/0				0/3		3/1	0/3		0/3		3/0		3/0	4	4	50.00%
	Weicheng (jack) Huang		2/3	3/0				3/2	1/3		3/2	1/3			3/0	3/0		5	3	62.50%
	Hugo Krier	3/2	3/0						3/0	3/1		0/3	0/3			3/0	3/0	6	2	75.00%
SA	Phi Nguyen		3/2	3/1	3/0	2/3					0/3			0/3	3/0	3/0		5	3	62.50%
	Marc Tunbridge	3/0	3/1			3/1	0/3					0/3		2/3		3/0	3/0	5	3	62.50%
	Samuel Von Einem	3/0		3/0	1/3		1/3				3/2	0/3			3/0		3/0	5	3	62.50%
VIC	Dillon Chambers	3/0		3/0	3/0	2/3		3/0		2/3						3/0	3/0	6	2	75.00%
	Chamara Fernando	3/1	3/0			3/1	3/0		3/0	3/0					3/0		3/0	8	0	100.00%
	Heming Hu				3/0		3/0								3/0	3/0		4	0	100.00%
	David Powell		3/0	3/0				3/0	3/2									4	0	100.00%
WA B	Jeremy Khoo		0/3	2/3	0/3	0/3		0/3	0/3	0/3		0/3	0/3					0	8	0.00%
	Philip Ranger	1/3		3/1		0/3	0/3	0/3	0/3		0/3		0/3					1	7	12.50%
	Thain Chai Yong	0/3	2/3		0/3		0/3		0/3	0/3	0/3	0/3						0	8	0.00%

Men's Open Team - Division B

	PLAYER	New South Wales				Queensland				Victoria B			Western Australia				Western Australia C				Wins	Losses	
		GF	TH	ET	SZ	SC	AS	KT	WT	JB	CC	YS	MG	AJ	CN	MT	KC	PW	CW	PY			
NSW	Guy Fainbloom									3/2		3/2							3/0	3/0	4	0	100.00%
	Tatsuya Hidaka					3/0		3/2					3/0		3/0					4	0	100.00%	
	Erny Tsao					3/1			0/3		3/0	1/3	3/1	1/3			3/0		3/0	5	3	62.50%	
	Shaoping Zhang							0/3	1/3	2/3	3/2			2/3	3/0		3/0	3/0		4	4	50.00%	
QLD	Stanley Chan		0/3	1/3							0/3			1/3		2/3	3/0			3/2	2	5	28.57%
	Anikin So													0/3			3/0				1	1	50.00%
	Kane Townsend		2/3		3/0					3/0		3/0	3/1			3/0			3/0	3/0	7	1	87.50%
	Wade Townsend			3/0	3/1							3/1	3/0						3/0		5	0	100.00%
VIC B	Jesse Bricknell	2/3			3/2			0/3							3/2	3/1	3/0	3/0			5	2	71.43%
	Craig Carter			0/3	2/3	3/0							3/1	2/3				3/0	3/0		4	3	57.14%
	Yang Shen	2/3		3/1				0/3	1/3				3/0		3/0		3/0		3/1		5	3	62.50%
WA	Moises Garcia		0/3	1/3				1/3	0/3		1/3	0/3						3/0		3/1	2	6	25.00%
	Alvin Jiang			3/1	3/2	3/1	3/0				3/2						3/0	3/0			7	0	100.00%
	Chak Nhem		0/3		0/3					2/3		0/3									0	4	0.00%
	Min Yoon Tai					3/2		0/3		1/3							3/0			0/3	2	3	40.00%
WA C	Kip Chang					0/3	0/3			0/3		0/3		0/3		0/3					0	6	0.00%
	Peter Williams			0/3	0/3					0/3	0/3		0/3	0/3							0	6	0.00%
	Cedric Wilson	0/3			0/3			0/3	0/3		0/3	1/3									0	6	0.00%
	Patrick Yap	0/3		0/3		2/3		0/3					1/3			3/0					1	5	16.67%

2014 Australian National Table Tennis Championships PERTH WA

Men's Open Team - Playoffs

Playoff Positions 1-4

<i>Victoria</i>	
<i>Queensland</i>	<i>Victoria</i> 4 - 2
<i>Presidents</i>	<i>Victoria</i> 4 - 3
<i>New South Wales</i>	<i>New South Wales</i> 4 - 1
<i>New South Wales</i>	Position 3 <i>Queensland</i> 4 - 1

Playoff Positions 5-8

<i>South Australia</i>	
<i>Western Australia</i>	<i>Western Australia</i> 4 - 1
<i>Aust Capital Territory</i>	<i>Victoria B</i> 4 - 2
<i>Victoria B</i>	<i>Victoria B</i> 4 - 0
<i>Victoria B</i>	Position 7 <i>South Australia</i> 4 - 1

Playoff Positions 9-10

<i>Western Australia B</i>	
<i>Western Australia C</i>	<i>Western Australia C</i> 4 - 3

2014 Australian National Table Tennis Championships PERTH WA

MensTeam Playoffs 1-4

ROUND	DAY	TIME	TABLE NO
S-Final	Tue	1600	4

Victoria							Queensland											
Player's Name	Game	Game	Game	Game	Game		Player's Name	Game	Game	Game	Game	Game	Matches		Games			
	1	2	3	4	5			1	2	3	4	5	ABC	XYZ	ABC	XYZ		
A: Heming Hu	10	11	11	11			Y: Wade Townsend	12	8	5	6		1		3	1		
B: Chamara Fernando	11	10	7	8			X: Kane Townsend	7	12	11	11			1	1	3		
C: David Powell	11	11	11				Z: Stanley Chan	7	2	8			1		3			
Doubles David Powell	2	11	4	11	7		Doubles Kane Townsend	11	7	11	6	11		1	2	3		
Doubles Heming Hu							Doubles Wade Townsend											
A: Heming Hu	2	0	11	10	11	11	X: Kane Townsend	1	1	9	12	3	4	1	3	1		
C: David Powell	2	0	11	9	11	7	11	Y: Wade Townsend	0	2	8	11	8	11	9	1	3	2
B: Chamara Fernando	0	1					Z: Stanley Chan	0	1									
Team							Matches	Games	Captain's Signature									
Winner	Victoria						4	15										
Loser	Queensland						2	10										

Last Updated: July 1, 2014 9:16 PM

Did both teams stop at a result YES / NO

Captians to confirm Winning Captain _____
 If YES Losing Captain _____

2014 Australian National Table Tennis Championships PERTH WA

MensTeam Playoffs 1-4

ROUND	DAY	TIME	TABLE NO
S-Final	Tue	1600	5

Presidents						New South Wales													
Player's Name						Game	Game	Game	Game	Game	Game	Matches		Games					
						1	2	3	4	5	ABC	XYZ	ABC	XYZ					
A: Xavier Dixon						5	11	3	9		Y: Shaoping Zhang	11	9	11	11		1	1	3
B: Weicheng (jack) Huang						5	5	10			X: Tatsuya Hidaka	11	11	12			1		3
C: Hugo Krier						11	5	11	11		Z: Erny Tsao	6	11	5	7		1		3
<small>Dot bles</small> Weicheng (jack) Huang						11	8	11	9		<small>Dot bles</small> Shaoping Zhang	9	11	13	11			1	3
<small>Dot bles</small> Hugo Krier											Tatsuya Hidaka								
A: Xavier Dixon	0	2				10	7	10			X: Tatsuya Hidaka	2	0	12	11	12		1	3
C: Hugo Krier	1	0									Y: Shaoping Zhang	1	0						
B: Weicheng (jack) Huang	0	1									Z: Erny Tsao	0	1						
Team						Matches		Games		Captain's Signature									
Winner	New South Wales					4		13											
Loser	Presidents					1		5											

Last Updated: July 1, 2014 7:55 PM

Did both teams stop at a result YES / NO

Captians to confirm Winning Captain _____
If YES

 Losing Captain _____

2014 Australian National Table Tennis Championships PERTH WA

MensTeam Playoffs 1-4

ROUND	DAY	TIME	TABLE NO
Final	Wed	1600	1

Victoria							New South Wales											
Player's Name							Player's Name					Matches		Games				
												ABC	XYZ	ABC	XYZ			
A: Heming Hu	9	11	9	15	10		Y: Erny Tsao	11	4	11	13	12		1	2	3		
B: Chamara Fernando	5	6	9				X: Tatsuya Hidaka	11	11	11				1		3		
C: David Powell	11	11	11				Z: Chai-Wei Lin	5	8	5			1		3			
Doubles David Powell	11	11	8	12		Doubles Tatsuya Hidaka	7	8	11	10			1		3	1		
Doubles Heming Hu						Doubles Erny Tsao												
A: Heming Hu	0	2	8	6	11	10	X: Tatsuya Hidaka	2	0	11	11	6	12		1	1	3	
C: David Powell	2	0	11	10	11	7	11	Y: Erny Tsao	1	1	8	12	6	11	7	1	3	2
B: Chamara Fernando	1	1	11	5	11	11	Z: Chai-Wei Lin	0	2	5	11	6	5		1		3	1
Team							Matches		Games		Captain's Signature							
Winner	Victoria						4		15									
Loser	New South Wales						3		13									

Last Updated: July 2, 2014 10:07 PM

Did both teams stop at a result YES / NO

Captians to confirm Winning Captain _____
 If YES Losing Captain _____

2014 Australian National Table Tennis Championships PERTH WA

MensTeam Playoffs 1-4

ROUND	DAY	TIME	TABLE NO
2	Wed	1600	2

Queensland						Presidents														
Player's Name		Game	Game	Game	Game	Game	Player's Name					Game	Game	Game	Game	Game	Matches		Games	
		1	2	3	4	5						1	2	3	4	5	ABC	XYZ	ABC	XYZ
A: Kane Townsend		11	11	11			Y: Xavier Dixon		4	6	8					1		3		
B: Stanley Chan		3	14	8	8		X: Weicheng (jack) Huang		11	12	11	11					1	1	3	
C: Wade Townsend		11	11	9	11		Z: Hugo Krier		4	2	11	5				1		3	1	
Doubles	Kane Townsend	11	11	11			Doubles	Xavier Dixon	7	3	5					1		3		
	Wade Townsend							Weicheng (jack) Huang												
A: Kane Townsend	2	0	11	11	11		X: Weicheng (jack) Huang	1	1	5	3	7				1		3		
C: Wade Townsend	1	0					Y: Xavier Dixon	0	1											
B: Stanley Chan	0	1					Z: Hugo Krier	0	1											
Team				Matches		Games		Captain's Signature												
Winner	Queensland		4		13															
Loser	Presidents		1		4															

Last Updated: July 2, 2014 7:45 PM

Did both teams stop at a result YES / NO

Captians to confirm Winning Captain _____
 If YES Losing Captain _____

2014 Australian National Table Tennis Championships PERTH WA

MensTeam Playoffs 5-8

ROUND	DAY	TIME	TABLE NO
1	Tue	1600	6

Western Australia						South Australia										
Player's Name	Game	Game	Game	Game	Game	Player's Name	Game	Game	Game	Game	Game	Matches		Games		
	1	2	3	4	5		1	2	3	4	5	ABC	XYZ	ABC	XYZ	
A: Alvin Jiang	11	11	8	11		Y: Samuel Von Einem	4	5	11	8		1		3	1	
B: Moises Garcia	8	7	4			X: Marc Tunbridge	11	11	11				1		3	
C: Min Yoon Tai	15	7	14	11	11	Z: Phi Nguyen	13	11	12	13	3	1		3	2	
Doubles Alvin Jiang	11	9	11	9	11	Doubles Marc Tunbridge	8	11	7	11	8	1		3	2	
Doubles Min Yoon Tai						Doubles Phi Nguyen										
A: Alvin Jiang	2	0	11	11	5	11	X: Marc Tunbridge	1	1	6	9	11	7	1	3	1
C: Min Yoon Tai	1	0					Y: Samuel Von Einem	0	1							
B: Moises Garcia	0	1					Z: Phi Nguyen	0	1							
Team						Matches		Games		Captain's Signature						
Winner	Western Australia					4		12								
Loser	South Australia					1		9								

Last Updated: July 1, 2014 9:22 PM

Did both teams stop at a result YES / NO

Captains to confirm Winning Captain _____
 If YES Losing Captain _____

2014 Australian National Table Tennis Championships PERTH WA

MensTeam Playoffs 5-8

ROUND	DAY	TIME	TABLE NO
1	Tue	1600	7

Victoria B						Aust Capital Territory									
Player's Name	Game	Game	Game	Game	Game	Player's Name	Game	Game	Game	Game	Game	Matches		Games	
	1	2	3	4	5		1	2	3	4	5	ABC	XYZ	ABC	XYZ
A: Craig Carter	11	5	11	11		Y: Quy Cao	7	11	7	8		1		3	1
B: Yang Shen	11	10	11	11		X: Rohan Dhooria	4	12	9	7		1		3	1
C: Jesse Bricknell	11	11	11			Z: Bryan Harper	4	5	4			1		3	
Doubles Jesse Bricknell	13	14	11			Doubles Rohan Dhooria	11	12	6			1		3	
Doubles Yang Shen						Doubles Quy Cao									
A: Craig Carter	1	0				X: Rohan Dhooria	0	1							
C: Jesse Bricknell	1	0				Y: Quy Cao	0	1							
B: Yang Shen	1	0				Z: Bryan Harper	0	1							
Team						Matches		Games		Captain's Signature					
Winner	Victoria B					4	12								
Loser	Aust Capital Territory					0	2								

Last Updated: July 1, 2014 7:37 PM

Did both teams stop at a result YES / NO

Captians to confirm Winning Captain _____
 If YES Losing Captain _____

2014 Australian National Table Tennis Championships PERTH WA

MensTeam Playoffs 5-8

ROUND	DAY	TIME	TABLE NO
2	Wed	1200	4

Western Australia						Victoria B													
Player's Name	Game	Game	Game	Game	Game	Player's Name	Game	Game	Game	Game	Game	Matches		Games					
	1	2	3	4	5		1	2	3	4	5	ABC	XYZ	ABC	XYZ				
A: Alvin Jiang	11	7	11	11		Y: Jesse Bricknell	4	11	6	7		1		3	1				
B: Moises Garcia	9	11	11	4	8	X: Craig Carter	11	8	6	11	11		1	2	3				
C: Min Yoon Tai	4	11	11	4	5	Z: Yang Shen	11	7	6	11	11		1	2	3				
Doubles Alvin Jiang	10	9	8			Doubles Jesse Bricknell	12	11	11				1		3				
Doubles Moises Garcia						Doubles Yang Shen													
A: Alvin Jiang		<table border="1" style="display: inline-table; vertical-align: middle;"><tr><td>2</td><td>0</td></tr></table>	2	0	11	11	11	X: Craig Carter		<table border="1" style="display: inline-table; vertical-align: middle;"><tr><td>1</td><td>1</td></tr></table>	1	1	7	6	5		1		3
2	0																		
1	1																		
C: Min Yoon Tai		<table border="1" style="display: inline-table; vertical-align: middle;"><tr><td>0</td><td>2</td></tr></table>	0	2	2	7	11	Y: Jesse Bricknell		<table border="1" style="display: inline-table; vertical-align: middle;"><tr><td>1</td><td>1</td></tr></table>	1	1	11	11	13			1	3
0	2																		
1	1																		
B: Moises Garcia		<table border="1" style="display: inline-table; vertical-align: middle;"><tr><td>0</td><td>1</td></tr></table>	0	1				Z: Yang Shen		<table border="1" style="display: inline-table; vertical-align: middle;"><tr><td>1</td><td>0</td></tr></table>	1	0							
0	1																		
1	0																		
Team						Matches		Games		Captain's Signature									
Winner Victoria B						4		13											
Loser Western Australia						2		10											

Last Updated: July 2, 2014 4:20 PM

Did both teams stop at a result YES / NO

Captains to confirm Winning Captain _____
If YES Losing Captain _____

2014 Australian National Table Tennis Championships PERTH WA

MensTeam Playoffs 5-8

ROUND	DAY	TIME	TABLE NO
2	Wed	1200	5

Aust Capital Territory						South Australia										
Player's Name	Game	Game	Game	Game	Game	Player's Name	Game	Game	Game	Game	Game	Matches		Games		
	1	2	3	4	5		1	2	3	4	5	ABC	XYZ	ABC	XYZ	
A: Quy Cao	7	5	10			Y: Samuel Von Einem	11	11	12					1		3
B: Bryan Harper	5	11	8	5		X: Marc Tunbridge	11	7	11	11				1	1	3
C: Rohan Dhooria	9	15	12	11	11	Z: Phi Nguyen	11	13	14	8	8	1			3	2
Doubles Quy Cao	10	8	7			Doubles Marc Tunbridge	12	11	11					1		3
Doubles Bryan Harper						Doubles Samuel Von Einem										
A: Quy Cao	0	2	5	7	9	X: Marc Tunbridge	2	0	11	11	11			1		3
C: Rohan Dhooria	1	0				Y: Samuel Von Einem	1	0								
B: Bryan Harper	0	1				Z: Phi Nguyen	0	1								
Team						Matches	Games	Captain's Signature								
Winner	South Australia					4	14									
Loser	Aust Capital Territory					1	4									

Last Updated: July 2, 2014 4:22 PM

Did both teams stop at a result YES / NO

Captians to confirm Winning Captain _____
 If YES Losing Captain _____

2014 Australian National Table Tennis Championships PERTH WA

Mens Team Playoffs 9-10

ROUND	DAY	TIME	TABLE NO
1	Wed	1200	7

Western Australia B						Western Australia C														
Player's Name		Game	Game	Game	Game	Game	Player's Name					Game	Game	Game	Game	Game	Matches		Games	
		1	2	3	4	5						1	2	3	4	5	ABC	XYZ	ABC	XYZ
A: Philip Ranger		14	11	14	11		Y: Cedric Wilson		16	3	12	5				1		3	1	
B: Jeremy Khoo		11	9	8	7		X: Peter Williams		7	11	11	11					1	1	3	
C: Thain Chai Yong		15	10	9	12	11	Z: Patrick Yap		13	12	11	10	13			1	2	3		
Doubles	Philip Ranger	7	11	11	12		Doubles	Patrick Yap	11	6	4	10			1		3	1		
	Thain Chai Yong							Kip Chang												
A: Philip Ranger	2	0	11	11	11		X: Peter Williams	1	1	6	5	6			1		3			
C: Thain Chai Yong	0	2	6	5	6		Y: Cedric Wilson	1	1	11	11	11				1		3		
B: Jeremy Khoo	0	2	11	9	9	11	9	Z: Patrick Yap	2	0	6	11	11	9	11		1	2	3	
Team						Matches	Games	Captain's Signature												
Winner	Western Australia C					4	14													
Loser	Western Australia B					3	14													

Last Updated: July 2, 2014 5:12 PM

Did both teams stop at a result YES / NO

Captains to confirm Winning Captain _____
 If YES Losing Captain _____

TEAMS ANALYSIS
Men's Open Team - Playoff Positions 1-4

	PLAYER	New South Wales				Presidents			Queensland			Victoria			Wins	Losses				
		TH	CL	ET	SZ	XD	WH	HK	SC	KT	WT	CF	HH	DP						
NSW	Tatsuya Hidaka					3/0	3/0					3/0	3/1		4	0	100.00%			
	Chai-Wei Lin													1/3		0/3	0	2	0.00%	
	Erny Tsao										1/3					3/2	2/3	1	2	33.33%
	Shaoping Zhang					3/1												1	0	100.00%
PR	Xavier Dixon	0/3			1/3					0/3				0	3	0.00%				
	Weicheng (jack) Huang	0/3							3/1	0/3						1	2	33.33%		
	Hugo Krier			3/1							1/3					1	1	50.00%		
QLD	Stanley Chan						1/3							0/3	0	2	0.00%			
	Kane Townsend					3/0	3/0					3/1	1/3		3	1	75.00%			
	Wade Townsend							3/1					1/3	2/3	1	2	33.33%			
VIC	Chamara Fernando	0/3	3/1						1/3					1	2	33.33%				
	Heming Hu	1/3		2/3					3/1	3/1				2	2	50.00%				
	David Powell		3/0	3/2				3/0		3/2				4	0	100.00%				

Men's Open Team - Playoff Positions 5-8

	PLAYER	Aust Capital			South Australia			Victoria B			Western Australia			Wins	Losses		
		QC	RD	BH	PN	MT	SV	JB	CC	YS	MG	AJ	MT				
	Quy Cao					0/3	0/3		1/3					0	3	0.00%	
	Rohan Dhooria				3/2					1/3					1	1	50.00%
	Bryan Harper					1/3				0/3					0	2	0.00%
SA	Phi Nguyen		2/3									2/3	0	2	0.00%		
	Marc Tunbridge	3/0		3/1								3/0	1/3		3	1	75.00%
	Samuel Von Einem	3/0											1/3		1	1	50.00%
VIC B	Jesse Bricknell			3/0								1/3	3/0	2	1	66.67%	
	Craig Carter	3/1									3/2	0/3		2	1	66.67%	
	Yang Shen		3/1										3/2	2	0	100.00%	
WA	Moises Garcia					0/3			2/3					0	2	0.00%	
	Alvin Jiang					3/1	3/1	3/1	3/0					4	0	100.00%	
	Min Yoon Tai				3/2			0/3	2/3					1	2	33.33%	

Men's Open Team - Playoff Positions 9-10

	PLAYER	Western Australia B			Western Australia C			Wins	Losses	
		JK	PR	TY	PW	CW	PY			
WA B	Jeremy Khoo				1/3		2/3	0	2	0.00%
	Philip Ranger				3/0	3/1		2	0	100.00%
	Thain Chai Yong					0/3	2/3	0	2	0.00%
WA C	Peter Williams	3/1	0/3					1	1	50.00%
	Cedric Wilson		1/3	3/0				1	1	50.00%
	Patrick Yap	3/2		3/2				2	0	100.00%

2014 Australian National Table Tennis Championships PERTH WA

Women's Open Team

TEAM RESULTS

MATCH SCORES										
TEAMS		1	2	3	4	5	6	WINS	MP	PLACE
1	Victoria		5/2	1/4	7/0	5/2	4/0	4/1	9	2
2	Presidents	2/5		3/4	7/0	6/1	6/1	3/2	8	3
3	Presidents B	4/1	4/3		5/2	5/2	5/2	5/0	10	1
4	Western Australia	0/7	0/7	2/5		4/3	6/1	2/3	7	4
5	Western Australia - U21	2/5	1/6	2/5	3/4		5/4	1/4	6	5
6	Queensland - U21	0/4	1/6	2/5	1/6	4/5		0/5	5	6

PROGRESSIVE RESULTS						
TEAMS		R1	R2	R3	R4	R5
1	Victoria	7/0	4/0	1/4	5/2	5/2
2	Presidents	6/1	7/0	6/1	3/4	2/5
3	Presidents B	5/2	5/2	4/1	4/3	5/2
4	Western Australia	0/7	0/7	4/3	6/1	2/5
5	Western Australia - U21	1/6	2/5	3/4	2/5	5/4
6	Queensland - U21	2/5	0/4	1/6	1/6	4/5

Last Updated: July 2, 2014 9:48 PM

2014 Australian National Table Tennis Championships PERH WA

Women's Open Team

ROUND	DAY	TIME	TABLE NO
1	Sun	1700	1

Victoria						Western Australia									
Player's Name	Game	Game	Game	Game	Game	Player's Name	Game	Game	Game	Game	Game	Matches		Games	
	1	2	3	4	5		1	2	3	4	5	ABC	XYZ	ABC	XYZ
A: Miao Miao	11	11	11			Y: Mary Dombrose	5	1	2			1		3	
B: Amber Dou	11	11	11			X: Nanako Nomura	3	9	2			1		3	
C: Melissa Tapper	11	11	11			Z: Tjen Fong Joeng	3	4	1			1		3	
Doubles Melissa Tapper	11	11	11			Doubles Mary Dombrose	5	8	3			1		3	
Doubles Amber Dou						Doubles Tjen Fong Joeng									
A: Miao Miao	2	0	11	11	11	X: Nanako Nomura	0	2	3	4	3	1		3	
C: Melissa Tapper	2	0	11	11	11	Y: Mary Dombrose	0	2	3	6	1	1		3	
B: Amber Dou	2	0	11	11	11	Z: Tjen Fong Joeng	0	2	8	1	2	1		3	
Team						Matches		Games		Captain's Signature					
Winner	Victoria					7	21								
Loser	Western Australia					0	0								

2014 Australian National Table Tennis Championships PERH WA

Women's Open Team

ROUND	DAY	TIME	TABLE NO
1	Sun	1700	2

Western Australia - U21						Presidents														
Player's Name		Game	Game	Game	Game	Game	Player's Name					Game	Game	Game	Game	Game	Matches		Games	
		1	2	3	4	5						1	2	3	4	5	ABC	XYZ	ABC	XYZ
A: Holly Nicolas		11	5	11	7		Y: Maddy Goodsell		8	11	13	11				1	1	3		
B: Mia Kelly		11	7	6	6		X: Vy Bui		3	11	11	11				1	1	3		
C: Katy Valentine		2	11	8	13	11	Z: Marsha Guseva		11	8	11	11	8	1		3	2			
Doubles	Holly Nicolas	5	8	7			Doubles	Vy Bui	11	11	11				1		3			
	Katy Valentine							Marsha Guseva												
A: Holly Nicolas		0	2	8	7	2	X: Vy Bui		2	0	11	11	11			1		3		
C: Katy Valentine		1	1	7	5	5	Y: Maddy Goodsell		2	0	11	11	11			1		3		
B: Mia Kelly		0	2	7	8	4	Z: Marsha Guseva		1	1	11	11	11			1		3		
Team						Matches	Games	Captain's Signature												
Winner	Presidents					6	20													
Loser	Western Australia - U21					1	5													

2014 Australian National Table Tennis Championships PERH WA

Women's Open Team

ROUND	DAY	TIME	TABLE NO
1	Sun	1700	3

Presidents B						Queensland - U21														
Player's Name		Game	Game	Game	Game	Game	Player's Name					Game	Game	Game	Game	Game	Matches		Games	
		1	2	3	4	5						1	2	3	4	5	ABC	XYZ	ABC	XYZ
A: Ju Fang (berry) Hsuek		11	11	11			Y: Natahlia Werner		3	2	3					1		3		
B: Natacha Williams		3	5	7			X: Ashley Martin		11	11	11						1		3	
C: Michelle Beaumont		11	11	11			Z: Melody Fung		4	4	7					1		3		
Doubles	Michelle Beaumont	11	11	11			Doubles	Ashley Martin	6	5	3					1		3		
	Ju Fang (berry) Hsuek							Melody Fung												
A: Ju Fang (berry) Hsuek		2	0	11	11	11	X: Ashley Martin		1	1	4	2	6			1		3		
C: Michelle Beaumont		2	0	11	11	11	Y: Natahlia Werner		0	2	7	7	6			1		3		
B: Natacha Williams		0	2	2	7	13	Z: Melody Fung		1	1	11	11	15				1		3	
Team						Matches	Games	Captain's Signature												
Winner	Presidents B					5	15													
Loser	Queensland - U21					2	6													

2014 Australian National Table Tennis Championships PERH WA

Women's Open Team

ROUND	DAY	TIME	TABLE NO
2	Mon	1200	5

Victoria						Queensland - U21									
Player's Name	Game	Game	Game	Game	Game	Player's Name	Game	Game	Game	Game	Game	Matches		Games	
	1	2	3	4	5		1	2	3	4	5	ABC	XYZ	ABC	XYZ
A: Miao Miao	11	11	11			Y: Melody Fung	1	3	3			1		3	
B: Amber Dou	11	11	11			X: Ashley Martin	6	3	5			1		3	
C: Melissa Tapper	11	11	11			Z: Natahlia Werner	5	3	2			1		3	
<small>Do not blues</small> Melissa Tapper	11	11	11			<small>Do not blues</small> Melody Fung	7	7	6			1		3	
<small>Do not blues</small> Amber Dou						<small>Do not blues</small> Ashley Martin									
A: Miao Miao	1	0				X: Ashley Martin	0	1							
C: Melissa Tapper	1	0				Y: Melody Fung	0	1							
B: Amber Dou	1	0				Z: Natahlia Werner	0	1							
Team						Matches	Games	Captain's Signature							
Winner	Victoria					4	12								
Loser	Queensland - U21					0	0								

Last Updated: June 30, 2014 3:47 PM

Did both teams stop at a result YES / NO

Captians to confirm Winning Captain _____
If YES Losing Captain _____

2014 Australian National Table Tennis Championships PERH WA

Women's Open Team

ROUND	DAY	TIME	TABLE NO
2	Mon	1200	6

Western Australia						Presidents									
Player's Name	Game	Game	Game	Game	Game	Player's Name	Game	Game	Game	Game	Game	Matches		Games	
	1	2	3	4	5		1	2	3	4	5	ABC	XYZ	ABC	XYZ
A: Tjen Fong Joeng	5	10	10			Y: Maddy Goodsell	11	12	12				1		3
B: Nanako Nomura	6	3	3			X: Vy Bui	11	11	11				1		3
C: Mary Dombrose	1	11	10	13		Z: Marsha Guseva	11	7	12	15			1	1	3
Doubles Nanako Nomura Mary Dombrose	4	11	9	9		Doubles Maddy Goodsell Marsha Guseva	11	1	11	11			1	1	3
	A: Tjen Fong Joeng	0	2	7	7		5	X: Vy Bui	2	0	11	11	11		1
C: Mary Dombrose	0	2	4	6	7	Y: Maddy Goodsell	2	0	11	11	11		1	3	
B: Nanako Nomura	0	2	10	11	9	Z: Marsha Guseva	2	0	12	13	11		1	3	
Team						Matches		Games		Captain's Signature					
Winner	Presidents					7		21							
Loser	Western Australia					0		2							

Last Updated: June 30, 2014 4:38 PM

Did both teams stop at a result YES / NO

Captians to confirm Winning Captain _____
If YES Losing Captain _____

2014 Australian National Table Tennis Championships PERH WA

Women's Open Team

ROUND	DAY	TIME	TABLE NO
2	Mon	1200	7

Western Australia - U21						Presidents B														
Player's Name		Game	Game	Game	Game	Game	Player's Name					Game	Game	Game	Game	Game	Matches		Games	
		1	2	3	4	5						1	2	3	4	5	ABC	XYZ	ABC	XYZ
A: Katy Valentine		3	4	4			Y: Michelle Beaumont		11	11	11					1		3		
B: Holly Nicolas		2	5	2			X: Ju Fang (berry) Hsuek		11	11	11					1		3		
C: Mia Kelly		11	11	9	11		Z: Natacha Williams		3	6	11	5			1		3	1		
Doubles	Katy Valentine	4	6	1			Doubles	Michelle Beaumont	11	11	11					1		3		
	Mia Kelly							Ju Fang (berry) Hsuek												
A: Katy Valentine	0	2	5	2	2		X: Ju Fang (berry) Hsuek	2	0	11	11	11			1		3			
C: Mia Kelly	1	1	2	8	3		Y: Michelle Beaumont	2	0	11	11	11			1		3			
B: Holly Nicolas	1	1	11	11	11		Z: Natacha Williams	0	2	6	5	5			1		3			
Team						Matches	Games	Captain's Signature												
Winner	Presidents B					5	16													
Loser	Western Australia - U21					2	6													

Last Updated: June 30, 2014 3:49 PM

Did both teams stop at a result YES / NO

Captains to confirm Winning Captain _____
 If YES Losing Captain _____

2014 Australian National Table Tennis Championships PERTH WA

Women's Open Team

ROUND	DAY	TIME	TABLE NO
3	Tue	1200	9

Queensland - U21						Presidents														
Player's Name		Game	Game	Game	Game	Game	Player's Name					Game	Game	Game	Game	Game	Matches		Games	
		1	2	3	4	5						1	2	3	4	5	ABC	XYZ	ABC	XYZ
A: Natahlia Werner		7	6	6			Y: Vy Bui		11	11	11					1		3		
B: Melody Fung		6	5	5			X: Maddy Goodsell		11	11	11					1		3		
C: Ashley Martin		11	11	8	6	11	Z: Marsha Guseva		9	9	11	11	7	1		3	2			
Doubles	Natahlia Werner	4	14	6			Doubles	Vy Bui	11	16	11				1		3			
	Ashley Martin							Marsha Guseva												
A: Natahlia Werner	0	2	2	11	6		X: Maddy Goodsell	2	0	11	13	11			1		3			
C: Ashley Martin	1	1	22	9	9	7	Y: Vy Bui	2	0	20	11	11	11		1	1	3			
B: Melody Fung	0	2	6	6	11	9	Z: Marsha Guseva	1	1	11	11	7	11		1	1	3			
Team						Matches	Games	Captain's Signature												
Winner	Presidents					6	20													
Loser	Queensland - U21					1	5													

Last Updated: July 1, 2014 4:33 PM

Did both teams stop at a result YES / NO

Captians to confirm Winning Captain _____
 If YES Losing Captain _____

2014 Australian National Table Tennis Championships PERTH WA

Women's Open Team

ROUND	DAY	TIME	TABLE NO
3	Tue	1200	10

Western Australia						Western Australia - U21										
Player's Name	Game	Game	Game	Game	Game	Player's Name	Game	Game	Game	Game	Game	Matches		Games		
	1	2	3	4	5		1	2	3	4	5	ABC	XYZ	ABC	XYZ	
A: Tjen Fong Joeng	8	8	11	11		Y: Mia Kelly	11	11	7	13			1	1	3	
B: Nanako Nomura	3	7	11	14	8	X: Holly Nicolas	11	11	8	12	11		1	2	3	
C: Mary Dombrose	11	11	11			Z: Katy Valentine	9	2	2			1		3		
Doubles	Nanako Nomura	11	5	11	11	Doubles	Mia Kelly	9	11	9	4		1		3	1
	Mary Dombrose						Holly Nicolas									
A: Tjen Fong Joeng	0	2	1	6	8	X: Holly Nicolas	2	0	11	11	11		1		3	
C: Mary Dombrose	2	0	10	11	11	Y: Mia Kelly	1	1	12	5	9	9	1		3	1
B: Nanako Nomura	1	1	11	9	11	Z: Katy Valentine	0	2	4	11	7	4	1		3	1
Team						Matches		Games		Captain's Signature						
Winner	Western Australia					4	15									
Loser	Western Australia - U21					3	12									

Last Updated: July 1, 2014 5:00 PM

Did both teams stop at a result YES / NO

Captians to confirm Winning Captain _____
 If YES Losing Captain _____

2014 Australian National Table Tennis Championships PERTH WA

Women's Open Team

ROUND	DAY	TIME	TABLE NO
4	Tue	1600	1

Western Australia - U21						Victoria									
Player's Name	Game	Game	Game	Game	Game	Player's Name	Game	Game	Game	Game	Game	Matches		Games	
	1	2	3	4	5		1	2	3	4	5	ABC	XYZ	ABC	XYZ
A: Holly Nicolas	7	1	5			Y: Miao Miao	11	11	11				1		3
B: Mia Kelly	1	7	2			X: Amber Dou	11	11	11				1		3
C: Katy Valentine - Walkover	11	11	11			Z: Melissa Tapper	0	0	0			1		3	
Doubles Katy Valentine	1	4	5			Doubles Miao Miao	11	11	11				1		3
Doubles Holly Nicolas						Doubles Amber Dou									
A: Holly Nicolas	0	2	5	6	3	X: Amber Dou	2	0	11	11	11		1		3
C: Katy Valentine	1	1	3	4	5	Y: Miao Miao	2	0	11	11	11		1		3
B: Mia Kelly - Walkover	1	1	11	11	11	Z: Melissa Tapper	0	2	0	0	0		1		3
Team						Matches		Games		Captain's Signature					
Winner	Victoria					5	15								
Loser	Western Australia - U21					2	6								

Last Updated: July 1, 2014 7:21 PM

Did both teams stop at a result YES / NO

Captians to confirm Winning Captain _____
 If YES Losing Captain _____

2014 Australian National Table Tennis Championships PERTH WA

Women's Open Team

ROUND	DAY	TIME	TABLE NO
4	Tue	1600	2

Presidents						Presidents B															
Player's Name		Game	Game	Game	Game	Game	Player's Name					Game	Game	Game	Game	Game	Matches		Games		
		1	2	3	4	5						1	2	3	4	5	ABC	XYZ	ABC	XYZ	
A:	Vy Bui	5	13	7	8		Y:	Ju Fang (berry) Hsuek	11	11	11	11				1	1	3			
B:	Marsha Guseva	1	7	3			X:	Michelle Beaumont	11	11	11					1		3			
C:	Maddy Goodsell	11	11	11			Z:	Natacha Williams	6	1	4			1			3				
Doubles	Vy Bui	5	8	2			Doubles	Ju Fang (berry) Hsuek	11	11	11					1		3			
	Maddy Goodsell							Michelle Beaumont													
A:	Vy Bui	1	1	8	11	12	13	13	X:	Michelle Beaumont	1	1	11	8	14	11	11	1		3	2
C:	Maddy Goodsell	1	1	7	16	3	6		Y:	Ju Fang (berry) Hsuek	2	0	11	14	11	11			1	1	3
B:	Marsha Guseva	1	1	11	11	11	11		Z:	Natacha Williams	0	2	13	5	5	6		1		3	1
Team						Matches	Games	Captain's Signature													
Winner	Presidents B					4	15														
Loser	Presidents					3	11														

Last Updated: July 1, 2014 8:29 PM

Did both teams stop at a result YES / NO

Captians to confirm Winning Captain _____
 If YES Losing Captain _____

2014 Australian National Table Tennis Championships PERTH WA

Women's Open Team

ROUND	DAY	TIME	TABLE NO
4	Tue	1600	3

Queensland - U21							Western Australia										
Player's Name	Game	Game	Game	Game	Game	Player's Name	Game	Game	Game	Game	Game	Matches		Games			
	1	2	3	4	5		1	2	3	4	5	ABC	XYZ	ABC	XYZ		
A: Natahlia Werner	6	9	11	11	8	Y: Nanako Nomura	11	11	8	8	11		1	2	3		
B: Ashley Martin	9	6	7			X: Mary Dombrose	11	11	11				1		3		
C: Melody Fung	5	6	5			Z: Tjen Fong Joeng	11	11	11				1		3		
Doubles Melody Fung	12	12	9	9		Doubles Nanako Nomura	14	10	11	11			1	1	3		
Doubles Ashley Martin						Doubles Mary Dombrose											
A: Natahlia Werner	0	2	4	2	11	5	X: Mary Dombrose	2	0	11	11	4	11		1	1	3
C: Melody Fung	0	2	7	5	5		Y: Nanako Nomura	2	0	11	11	11			1		3
B: Ashley Martin	1	1	11	11	12		Z: Tjen Fong Joeng	1	1	3	4	10		1		3	
Team							Matches	Games	Captain's Signature								
Winner	Western Australia						6	18									
Loser	Queensland - U21						1	7									

Last Updated: July 1, 2014 8:33 PM

Did both teams stop at a result YES / NO

Captians to confirm Winning Captain _____
 If YES Losing Captain _____

2014 Australian National Table Tennis Championships PERTH WA

Women's Open Team

ROUND	DAY	TIME	TABLE NO
5	Wed	1600	3

Presidents						Victoria																					
Player's Name						Game					Matches					Games											
Player's Name						1	2	3	4	5	1	2	3	4	5	ABC	XYZ	ABC	XYZ								
A: Vy Bui						8	6	8			Y: Amber Dou						11	11	11				1		3		
B: Marsha Guseva						3	2	5			X: Miao Miao						11	11	11				1		3		
C: Maddy Goodsell - Walkover						11	11	11			Z: Melissa Tapper						0	0	0			1		3			
Doubles	Vy Bui					8	11	1	3		Doubles	Miao Miao					11	4	11	11			1	1	3		
	Maddy Goodsell											Amber Dou															
A: Vy Bui						0	2	12	4	6	3	X: Miao Miao						2	0	10	11	11	11		1	1	3
C: Maddy Goodsell						1	1	10	6	8		Y: Amber Dou						2	0	12	11	11			1		3
B: Marsha Guseva - Walkover						1	1	11	11	11		Z: Melissa Tapper						0	2	0	0	0		1		3	
Team						Matches		Games		Captain's Signature																	
Winner Victoria						5		15																			
Loser Presidents						2		8																			

Last Updated: July 2, 2014 7:51 PM

Did both teams stop at a result YES / NO

Captians to confirm Winning Captain _____
 If YES Losing Captain _____

2014 Australian National Table Tennis Championships PERTH WA

Women's Open Team

ROUND	DAY	TIME	TABLE NO
5	Wed	1600	4

Presidents B						Western Australia														
Player's Name		Game	Game	Game	Game	Game	Player's Name					Game	Game	Game	Game	Game	Matches		Games	
		1	2	3	4	5						1	2	3	4	5	ABC	XYZ	ABC	XYZ
A: Ju Fang (berry) Hsuek		11	11	11			Y: Nanako Nomura		1	3	7					1			3	
B: Natacha Williams		3	5	11	4		X: Mary Dombrose		11	11	8	11					1	1	3	
C: Michelle Beaumont		11	11	11			Z: Tjen Fong Joeng		2	2	3					1		3		
Doubles	Michelle Beaumont	11	11	11			Doubles	Mary Dombrose	7	5	5					1		3		
	Ju Fang (berry) Hsuek							Tjen Fong Joeng												
A: Ju Fang (berry) Hsuek		2	0	11	11	11	X: Mary Dombrose		1	1	9	7	5			1		3		
C: Michelle Beaumont		2	0	11	11	11	Y: Nanako Nomura		0	2	4	7	3			1		3		
B: Natacha Williams		0	2	5	7	11	3	Z: Tjen Fong Joeng		1	1	11	11	3	11		1	1	3	
Team						Matches	Games	Captain's Signature												
Winner	Presidents B					5	17													
Loser	Western Australia					2	6													

Last Updated: July 2, 2014 7:48 PM

Did both teams stop at a result YES / NO

Captians to confirm Winning Captain _____
 If YES Losing Captain _____

2014 Australian National Table Tennis Championships PERTH WA

Under 21 Women's Team

ROUND	DAY	TIME	TABLE NO
5	Wed	1600	5

Western Australia - U21						Queensland Under - 21												
Player's Name	Game	Game	Game	Game	Game	Player's Name	Game	Game	Game	Game	Game	Matches		Games				
	1	2	3	4	5		1	2	3	4	5	ABC	XYZ	ABC	XYZ			
A: 82 - Holly Nicolas	12	11	11			X: 25 - Melody Fung	10	4	6			1		3				
B: 81 - Mia Kelly	7	2	4			Y: 26 - Ashley Martin	11	11	11				1		3			
C: 84 - Katy Valentine	5	6	6			Z: 27 - Natahlia Werner	11	11	11				1		3			
B: 81 - Mia Kelly	11	8	11	12		X: 25 - Melody Fung	1	11	9	10		1		3	1			
A: 82 - Holly Nicolas	11	11	11			Z: 27 - Natahlia Werner	4	7	8			1		3				
C: 84 - Katy Valentine	6	11	6			Y: 26 - Ashley Martin	11	13	11				1		3			
	Win	Lose					Win	Lose										
B: 81 - Mia Kelly			11	9	9	5	Z: 27 - Natahlia Werner			7	11	11	11		1	1	3	
C: 84 - Katy Valentine			11	11	9	11	X: 25 - Melody Fung			7	6	11	9		1		3	
A: 82 - Holly Nicolas			8	11	12	8	11	Y: 26 - Ashley Martin			11	1	10	11	7	1		3
Team						Matches	Games	Captain's Signature										
Winner	Western Australia - U21					5	16											
Loser	Queensland - U21					4	16											

TEAMS ANALYSIS

Women's Open Team

	PLAYER	Presidents			Presidents B			Queensland - U21			Victoria			Western Australia			Western Australia -			Wins	Losses	
		VB	MG	MG	MB	JH	NW	MF	AM	NW	AD	MM	MT	MD	TJ	NN	MK	HN	KV			
PR	Vy Bui				3/2	1/3			3/1	3/0					3/0	3/0	3/1	3/0		7	1	87.50%
	Maddy Goodsell					1/3	3/0	3/0		3/0			3/0	3/0				3/1	3/0	7	1	87.50%
	Marsha Guseva				0/3		3/1	3/1	2/3				3/1		3/0	3/0		2/3		5	3	62.50%
PR B	Michelle Beaumont	2/3		3/0				3/0		3/0	3/0					3/0		3/0	7	1	87.50%	
	Ju Fang (berry) Hsuek	3/1	3/1						3/0	3/0				3/0			3/0	3/0	7	0	100.00%	
	Natacha Williams		0/3	1/3				0/3	0/3			0/3				1/3	0/3		0	7	0.00%	
QI U	Melody Fung		0/3	1/3	0/3		3/0					0/3		0/3	0/3				1	6	14.29%	
	Ashley Martin	1/3		3/2		0/3	3/0					0/3		0/3	3/0				3	4	42.86%	
	Natahlia Werner	0/3	0/3		0/3	0/3					0/3	1/3		2/3					0	7	0.00%	
VIC	Amber Dou				0/3				3/0					3/0	3/0	3/0	3/0		5	1	83.33%	
	Miao Miao						3/0	3/0					3/0		3/0		3/0	3/0	6	0	100.00%	
	Melissa Tapper				0/3	0/3				3/0			3/0	3/0		0/3		0/3	3	4	42.86%	
WA	Mary Dombrose		0/3	1/3					3/0	3/1		0/3	0/3			3/1		3/0	4	4	50.00%	
	Tjen Fong Joeng	0/3	0/3					3/0	0/3		0/3		0/3		1/3	0/3			1	7	12.50%	
	Nanako Nomura	0/3		0/3				3/0		3/2	0/3	0/3				2/3	3/1		3	5	37.50%	
WA U	Mia Kelly	1/3		0/3	0/3		3/1				0/3		3/0	1/3	3/1				3	5	37.50%	
	Holly Nicolas	0/3	1/3			0/3	3/0				0/3	0/3			3/0	3/2			3	5	37.50%	
	Katy Valentine		0/3	3/2	0/3	0/3						0/3	3/0	0/3		1/3			2	6	25.00%	

2014 Australian National Table Tennis Championships

PERTH WA

U21 Men's Team

TEAM RESULTS

MATCH SCORES										
TEAMS		1	2	3	4	5	6	WINS	MP	PLACE
1	New South Wales		4/5	5/4	3/6	8/1	9/0	3/2	8	3
2	Victoria	5/4		8/1	3/6	9/0	9/0	4/1	9	2
3	South Australia	4/5	1/8		4/5	8/1	9/0	2/3	7	4
4	Queensland	6/3	6/3	5/4		9/0	9/0	5/0	10	1
5	Western Australia	1/8	0/9	1/8	0/9		5/4	1/4	6	5
6	Western Australia B	0/9	0/9	0/9	0/9	4/5		0/5	5	6

PROGRESSIVE RESULTS						
TEAMS		R1	R2	R3	R4	R5
1	New South Wales	3/6	9/0	5/4	8/1	4/5
2	Victoria	9/0	3/6	9/0	8/1	5/4
3	South Australia	9/0	8/1	4/5	1/8	4/5
4	Queensland	6/3	6/3	9/0	9/0	5/4
5	Western Australia	0/9	1/8	0/9	1/8	5/4
6	Western Australia B	0/9	0/9	0/9	0/9	4/5

Last Updated: July 2, 2014 6:31 PM

2014 Australian National Table Tennis Championships PERH WA

U21 Men's Team

ROUND	DAY	TIME	TABLE NO
1	Sun	1330	5

New South Wales							Queensland												
Player's Name	Game	Game	Game	Game	Game		Player's Name	Game	Game	Game	Game	Game	Matches		Games				
	1	2	3	4	5			1	2	3	4	5	ABC	XYZ	ABC	XYZ			
A: Danny Rauv	8	9	11	7			X: Bruce Lee	11	11	6	11			1	1	3			
B: Abraham Ng	12	11	11	12			Y: Mateo Dvorani	14	5	9	10		1		3	1			
C: Eric Foley	14	11	11				Z: Ben Houghton	12	8	9			1		3				
B: Abraham Ng	11	8	9	6			X: Bruce Lee	8	11	11	11			1	1	3			
A: Danny Rauv	7	11	9	11	9		Z: Ben Houghton	11	7	11	6	11		1	2	3			
C: Eric Foley	11	13	11				Y: Mateo Dvorani	8	11	7			1		3				
B: Abraham Ng	Win Lose		8	11	8	12	Z: Ben Houghton	Win Lose		2	1	11	9	11	14		1	1	3
C: Eric Foley	2	1	6	8	12	10	X: Bruce Lee	3	0	11	11	10	12		1	1	3		
A: Danny Rauv	0	3	12	7	11	6	Y: Mateo Dvorani	1	2	10	11	13	11		1	1	3		
Team							Matches	Games	Captain's Signature										
Winner	Queensland						6	19											
Loser	New South Wales						3	16											

2014 Australian National Table Tennis Championships PERH WA

U21 Men's Team

ROUND	DAY	TIME	TABLE NO
1	Sun	1330	6

Western Australia						Victoria											
Player's Name	Game	Game	Game	Game	Game	Player's Name	Game	Game	Game	Game	Game	Matches		Games			
	1	2	3	4	5		1	2	3	4	5	ABC	XYZ	ABC	XYZ		
A: Mohit Kapoor	5	7	8			X: Nathan Van Der Heiden	11	11	11				1		3		
B: William Han	3	7	6			Y: Sam Palmer	11	11	11				1		3		
C: Aidan Johnstone	11	9	5	5		Z: Luke Cosgriff	9	11	11	11			1	1	3		
B: William Han	6	6	1			X: Nathan Van Der Heiden	11	11	11				1		3		
A: Mohit Kapoor	8	6	8			Z: Luke Cosgriff	11	11	11				1		3		
C: Aidan Johnstone	9	6	4			Y: Sam Palmer	11	11	11				1		3		
B: William Han	Win Lose		8	6	6	Z: Luke Cosgriff	Win Lose		3	0	11	11	11			1	3
C: Aidan Johnstone	0	3	7	4	5	X: Nathan Van Der Heiden	3	0	11	11	11				1	3	
A: Mohit Kapoor	0	3	4	8	11	Y: Sam Palmer	3	0	11	11	13				1	3	
Team						Matches		Games		Captain's Signature							
Winner	Victoria					9		27									
Loser	Western Australia					0		1									

2014 Australian National Table Tennis Championships PERH WA

U21 Men's Team

ROUND	DAY	TIME	TABLE NO
1	Sun	1330	7

South Australia							Western Australia B									
Player's Name	Game	Game	Game	Game	Game		Player's Name	Game	Game	Game	Game	Game	Matches		Games	
	1	2	3	4	5			1	2	3	4	5	ABC	XYZ	ABC	XYZ
A: Sandro Pikula	7	11	12	11			X: Luka Harfouch	11	1	10	7		1		3	1
B: Mensur Cutahija	11	5	11	11			Y: Connor Johnstone	4	11	3	6		1		3	1
C: Matthew Blumenfeld	11	11	11				Z: Preston Tan-Kang	6	5	1			1		3	
B: Mensur Cutahija	11	11	11				X: Luka Harfouch	5	5	5			1		3	
A: Sandro Pikula	11	11	11				Z: Preston Tan-Kang	3	8	4			1		3	
C: Matthew Blumenfeld	11	11	11				Y: Connor Johnstone	6	5	8			1		3	
B: Mensur Cutahija						Win Lose	Z: Preston Tan-Kang									
	3	0	11	11	11			0	3	6	4	6		1	3	
C: Matthew Blumenfeld	3	0	11	14	11		X: Luka Harfouch	0	3	5	12	6		1	3	
A: Sandro Pikula	3	0	11	11	11		Y: Connor Johnstone	0	3	5	1	6		1	3	
Team							Matches	Games	Captain's Signature							
Winner	South Australia						9	27								
Loser	Western Australia B						0	2								

2014 Australian National Table Tennis Championships PERH WA

U21 Men's Team

ROUND	DAY	TIME	TABLE NO
2	Mon	1200	8

New South Wales							Western Australia B									
Player's Name	Game	Game	Game	Game	Game		Player's Name	Game	Game	Game	Game	Game	Matches		Games	
	1	2	3	4	5			1	2	3	4	5	ABC	XYZ	ABC	XYZ
A: Abraham Ng	11	11	11				X: Connor Johnstone	4	6	7				1		3
B: Daniel Dai	11	11	11				Y: Preston Tan-Kang	5	4	4				1		3
C: Danny Rauv	11	11	11				Z: Harrison Grimshaw	8	2	8				1		3
B: Daniel Dai	11	11	11				X: Connor Johnstone	2	4	8				1		3
A: Abraham Ng	11	11	11				Z: Harrison Grimshaw	4	8	4				1		3
C: Danny Rauv	11	11	11				Y: Preston Tan-Kang	2	7	7				1		3
B: Daniel Dai							Z: Harrison Grimshaw									
	Win	Lose						Win	Lose							
C: Danny Rauv	3	0	11	11	11		X: Connor Johnstone	0	3	7	3	5		1		3
A: Abraham Ng	3	0	13	11	11		Y: Preston Tan-Kang	0	3	11	9	4		1		3
Team							Matches		Games		Captain's Signature					
Winner	New South Wales						9		27							
Loser	Western Australia B						0		0							

2014 Australian National Table Tennis Championships PERTH WA

U21 Men's Team

ROUND	DAY	TIME	TABLE NO
2	Mon	1200	9

Victoria							Queensland											
Player's Name	Game	Game	Game	Game	Game		Player's Name	Game	Game	Game	Game	Game	Matches		Games			
	1	2	3	4	5			1	2	3	4	5	ABC	XYZ	ABC	XYZ		
A: Sam Palmer	8	12	7				X: Bruce Lee	11	14	11					1		3	
B: Nathan Van Der Heiden	11	11	11				Y: Mateo Dvorani	6	9	7				1			3	
C: Ben Taylor	9	8	11	8			Z: Ben Houghton	11	11	8	11				1	1	3	
B: Nathan Van Der Heiden	13	11	12	10	11		X: Bruce Lee	11	6	14	12	7	1			3	2	
A: Sam Palmer	5	4	7				Z: Ben Houghton	11	11	11				1			3	
C: Ben Taylor	5	6	11	9			Y: Mateo Dvorani	11	11	2	11				1	1	3	
B: Nathan Van Der Heiden	Win Lose		11	11	11		Z: Ben Houghton	Win Lose		2	1	6	2	4		1		3
C: Ben Taylor	0	3	9	5	10		X: Bruce Lee	2	1	11	11	12			1		3	
A: Sam Palmer	0	3	11	9	7	7	Y: Mateo Dvorani	2	1	7	11	11	11		1	1	3	
Team							Matches		Games		Captain's Signature							
Winner	Queensland						6		20									
Loser	Victoria						3		12									

2014 Australian National Table Tennis Championships PERTH WA

U21 Men's Team

ROUND	DAY	TIME	TABLE NO
2	Mon	1200	10

South Australia							Western Australia										
Player's Name	Game	Game	Game	Game	Game		Player's Name	Game	Game	Game	Game	Game	Matches		Games		
	1	2	3	4	5			1	2	3	4	5	ABC	XYZ	ABC	XYZ	
A: Sandro Pikula	3	11	8	8			X: William Han	11	8	11	11			1	1	3	
B: Mensur Cutahija	11	11	11				Y: Mohit Kapoor	6	9	3			1		3		
C: Matthew Blumenfeld	11	11	9	11			Z: Aidan Johnstone	9	7	11	7		1		3	1	
B: Mensur Cutahija	11	11	11				X: William Han	7	5	8			1		3		
A: Sandro Pikula	11	12	11				Z: Aidan Johnstone	6	10	7			1		3		
C: Matthew Blumenfeld	11	11	11				Y: Mohit Kapoor	7	6	4			1		3		
B: Mensur Cutahija	Win Lose		11	13	11		Z: Aidan Johnstone	Win Lose		0	3	3	11	9		1	3
C: Matthew Blumenfeld	3	0	11	11	11		X: William Han	1	2	8	5	9			1	3	
A: Sandro Pikula	2	1	11	11	11		Y: Mohit Kapoor	0	3	3	6	8			1	3	
Team							Matches	Games	Captain's Signature								
Winner	South Australia						8	25									
Loser	Western Australia						1	4									

2014 Australian National Table Tennis Championships PERTH WA

U21 Men's Team

ROUND	DAY	TIME	TABLE NO
3	Mon	1600	1

South Australia						New South Wales												
Player's Name	Game	Game	Game	Game	Game	Player's Name	Game	Game	Game	Game	Game	Matches		Games				
	1	2	3	4	5		1	2	3	4	5	ABC	XYZ	ABC	XYZ			
A: Sandro Pikula	11	10	7	7		X: Abraham Ng	8	12	11	11			1	1	3			
B: Mensur Cutahija	11	11	11			Y: Eric Foley	4	9	5			1		3				
C: Matthew Blumenfeld	4	8	7			Z: Daniel Dai	11	11	11				1		3			
B: Mensur Cutahija	4	4	9			X: Abraham Ng	11	11	11				1		3			
A: Sandro Pikula	8	12	12	11	8	Z: Daniel Dai	11	10	10	13	11		1	2	3			
C: Matthew Blumenfeld	11	13	3	11	13	Y: Eric Foley	8	15	11	9	11	1		3	2			
B: Mensur Cutahija						Z: Daniel Dai												
	Win	Lose					Win	Lose										
	2	1	11	5	7	11	11	7	11	11	6	6	1		3	2		
C: Matthew Blumenfeld	2	1	11	9	3	11	11	X: Abraham Ng	2	1	8	11	11	4	8	1	3	2
A: Sandro Pikula	0	3	11	4	10	8	11	Y: Eric Foley	1	2	8	11	12	11		1	1	3
Team						Matches		Games		Captain's Signature								
Winner	New South Wales					5		21										
Loser	South Australia					4		16										

2014 Australian National Table Tennis Championships PERTH WA

U21 Men's Team

ROUND	DAY	TIME	TABLE NO
3	Mon	1600	2

Western Australia B						Victoria										
Player's Name	Game	Game	Game	Game	Game	Player's Name	Game	Game	Game	Game	Game	Matches		Games		
	1	2	3	4	5		1	2	3	4	5	ABC	XYZ	ABC	XYZ	
A: Harrison Grimshaw	3	7	7			X: Luke Cosgriff	11	11	11				1		3	
B: Luka Harfouch	5	5	11	10		Y: Sam Palmer	11	11	4	12			1	1	3	
C: Preston Tan-Kang	3	9	4			Z: Ben Taylor	11	11	11				1		3	
B: Luka Harfouch	8	9	7			X: Luke Cosgriff	11	11	11				1		3	
A: Harrison Grimshaw	2	4	8			Z: Ben Taylor	11	11	11				1		3	
C: Preston Tan-Kang	6	11	6	8		Y: Sam Palmer	11	9	11	11			1	1	3	
B: Luka Harfouch	Win Lose		1	5	8	Z: Ben Taylor	Win Lose		3	0	11	11	11			3
C: Preston Tan-Kang	0	3	9	10	8	X: Luke Cosgriff	3	0	11	12	11					3
A: Harrison Grimshaw	0	3	4	3	8	Y: Sam Palmer	3	0	11	11	11					3
Team						Matches		Games		Captain's Signature						
Winner	Victoria					9		27								
Loser	Western Australia B					0		2								

2014 Australian National Table Tennis Championships PERTH WA

U21 Men's Team

ROUND	DAY	TIME	TABLE NO
3	Mon	1600	3

Western Australia						Queensland												
Player's Name	Game	Game	Game	Game	Game	Player's Name	Game	Game	Game	Game	Game	Matches		Games				
	1	2	3	4	5		1	2	3	4	5	ABC	XYZ	ABC	XYZ			
A: Mohit Kapoor	11	6	5			X: Bruce Lee	13	11	11				1		3			
B: Aidan Johnstone	9	8	9			Y: Mateo Dvorani	11	11	11				1		3			
C: William Han	1	11	9	6		Z: Ben Houghton	11	7	11	11			1	1	3			
B: Aidan Johnstone	2	7	8			X: Bruce Lee	11	11	11				1		3			
A: Mohit Kapoor	3	9	3			Z: Ben Houghton	11	11	11				1		3			
C: William Han	9	13	12			Y: Mateo Dvorani	11	15	14				1		3			
B: Aidan Johnstone	Win Lose	0	3	7	7	11	14	Z: Ben Houghton	Win Lose	3	0	11	11	5	16	1	1	3
C: William Han	0	3	5	13	2	3	X: Bruce Lee	3	0	11	11	11	11		1	1	3	
A: Mohit Kapoor	0	3	11	1	6	10	Y: Mateo Dvorani	3	0	7	11	11	12		1	1	3	
Team						Matches		Games		Captain's Signature								
Winner	Queensland					9		27										
Loser	Western Australia					0		4										

2014 Australian National Table Tennis Championships PERTH WA

U21 Men's Team

ROUND	DAY	TIME	TABLE NO
4	Tue	1200	5

New South Wales							Western Australia										
Player's Name	Game	Game	Game	Game	Game		Player's Name	Game	Game	Game	Game	Game	Matches		Games		
	1	2	3	4	5			1	2	3	4	5	ABC	XYZ	ABC	XYZ	
A: Danny Rauv	11	11	11				X: Mohit Kapoor	1	8	1			1		3		
B: Daniel Dai	9	11	11	11			Y: Aidan Johnstone	11	6	3	6		1		3	1	
C: Eric Foley	11	11	11				Z: William Han	9	8	2			1		3		
B: Daniel Dai	11	11	11				X: Mohit Kapoor	4	3	7			1		3		
A: Danny Rauv	9	11	11	11			Z: William Han	11	9	5	8		1		3	1	
C: Eric Foley	11	6	13	11			Y: Aidan Johnstone	6	11	11	8		1		3	1	
B: Daniel Dai	Win Lose		11	11	14		Z: William Han	Win Lose		0	3	4	9	12		1	3
C: Eric Foley	3	0	11	11	11		X: Mohit Kapoor	0	3	6	5	4			1	3	
A: Danny Rauv	2	1	11	9	10	9	Y: Aidan Johnstone	1	2	8	11	12	11		1	1	3
Team							Matches	Games	Captain's Signature								
Winner	New South Wales						8	25									
Loser	Western Australia						1	6									

2014 Australian National Table Tennis Championships PERTH WA

U21 Men's Team

ROUND	DAY	TIME	TABLE NO
4	Tue	1200	6

South Australia							Victoria										
Player's Name	Game	Game	Game	Game	Game		Player's Name	Game	Game	Game	Game	Game	Matches		Games		
	1	2	3	4	5			1	2	3	4	5	ABC	XYZ	ABC	XYZ	
A: Matthew Blumenfeld	6	9	3				X: Luke Cosgriff	11	11	11				1		3	
B: Mensur Cutahija	13	7	11	11			Y: Ben Taylor	11	11	7	7		1		3	1	
C: Sandro Pikula	5	6	4				Z: Nathan Van Der Heiden	11	11	11				1		3	
B: Mensur Cutahija	11	12	7	15	9		X: Luke Cosgriff	9	14	11	13	11		1	2	3	
A: Matthew Blumenfeld	11	7	6	8			Z: Nathan Van Der Heiden	8	11	11	11			1	1	3	
C: Sandro Pikula	11	7	10	4			Y: Ben Taylor	5	11	12	11			1	1	3	
B: Mensur Cutahija	Win Lose		9	8	8		Z: Nathan Van Der Heiden	Win Lose		3	0	11	11	11		1	3
C: Sandro Pikula	0	3	5	9	8		X: Luke Cosgriff	3	0	11	11	11			1	3	
A: Matthew Blumenfeld	0	3	7	6	7		Y: Ben Taylor	2	1	11	11	11			1	3	
Team							Matches	Games	Captain's Signature								
Winner	Victoria						8	25									
Loser	South Australia						1	7									

2014 Australian National Table Tennis Championships PERTH WA

U21 Men's Team

ROUND	DAY	TIME	TABLE NO
4	Tue	1200	7

Western Australia B						Queensland												
Player's Name	Game	Game	Game	Game	Game	Player's Name	Game	Game	Game	Game	Game	Matches		Games				
	1	2	3	4	5		1	2	3	4	5	ABC	XYZ	ABC	XYZ			
A: Luka Harfouch	5	5	5			X: Bruce Lee	11	11	11				1		3			
B: Harrison Grimshaw	9	10	8			Y: Mateo Dvorani	11	12	11				1		3			
C: Connor Johnstone	3	3	3			Z: Ben Houghton	11	11	11				1		3			
B: Harrison Grimshaw	6	4	3			X: Bruce Lee	11	11	11				1		3			
A: Luka Harfouch	11	3	8			Z: Ben Houghton	13	11	11				1		3			
C: Connor Johnstone	6	4	7			Y: Mateo Dvorani	11	11	11				1		3			
B: Harrison Grimshaw	0	3	3	6	5	Z: Ben Houghton	3	0	11	11	11		1		3			
C: Connor Johnstone	0	3	5	3	7	X: Bruce Lee	3	0	11	11	11		1		3			
A: Luka Harfouch	0	3	3	11	8	13	4	Y: Mateo Dvorani	3	0	11	9	11	11	11	1	2	3
Team						Matches	Games	Captain's Signature										
Winner	Queensland					9	27											
Loser	Western Australia B					0	2											

2014 Australian National Table Tennis Championships PERTH WA

U21 Men's Team

ROUND	DAY	TIME	TABLE NO
5	Wed	1200	1

Victoria							New South Wales										
Player's Name	Game	Game	Game	Game	Game		Player's Name	Game	Game	Game	Game	Game	Matches		Games		
	1	2	3	4	5			1	2	3	4	5	ABC	XYZ	ABC	XYZ	
A: Luke Cosgriff	11	6	11	9	11		X: Eric Foley	7	11	6	11	8	1		3	2	
B: Nathan Van Der Heiden	11	11	12				Y: Abraham Ng	9	5	10			1		3		
C: Ben Taylor	11	10	7	11	9		Z: Daniel Dai	8	12	11	9	11		1	2	3	
B: Nathan Van Der Heiden	11	9	7	11	11		X: Eric Foley	8	11	11	6	7	1		3	2	
A: Luke Cosgriff	4	12	9	9			Z: Daniel Dai	11	10	11	11			1	1	3	
C: Ben Taylor	9	10	11	4			Y: Abraham Ng	11	12	9	11			1	1	3	
B: Nathan Van Der Heiden						Win Lose	Z: Daniel Dai										
	3	0	11	11	13			2	1	9	8	11		1		3	
C: Ben Taylor	0	3	12	8	12	10	X: Eric Foley	1	2	10	11	10	12	11	1	2	3
A: Luke Cosgriff	2	1	11	11	11		Y: Abraham Ng	1	2	9	5	8		1		3	
Team							Matches		Games		Captain's Signature						
Winner	Victoria						5		21								
Loser	New South Wales						4		16								

2014 Australian National Table Tennis Championships PERTH WA

U21 Men's Team

ROUND	DAY	TIME	TABLE NO
5	Wed	1200	2

South Australia							Queensland									
Player's Name	Game	Game	Game	Game	Game		Player's Name	Game	Game	Game	Game	Game	Matches		Games	
	1	2	3	4	5			1	2	3	4	5	ABC	XYZ	ABC	XYZ
A: Mensur Cutahija	11	11	8	11			X: Bruce Lee	5	7	11	8		1		3	1
B: Matthew Blumenfeld	11	11	11				Y: Mateo Dvorani	2	5	8			1		3	
C: Sandro Pikula	8	11	5	10			Z: Ben Houghton	11	7	11	12			1	1	3
B: Matthew Blumenfeld	11	15	1	9	7		X: Bruce Lee	8	13	11	11	11		1	2	3
A: Mensur Cutahija	11	11	11				Z: Ben Houghton	4	7	1			1		3	
C: Sandro Pikula	8	8	8				Y: Mateo Dvorani	11	11	11				1		3
B: Matthew Blumenfeld	Win Lose		6	3	10		Z: Ben Houghton	Win Lose		2	1	11	11	12		3
C: Sandro Pikula	0	3	11	7	10		X: Bruce Lee	2	1	13	11	12			1	3
A: Mensur Cutahija	3	0	11	11	11		Y: Mateo Dvorani	1	2	6	9	13	1	1		3
Team							Matches	Games	Captain's Signature							
Winner	Queensland						5	17								
Loser	South Australia						4	15								

2014 Australian National Table Tennis Championships PERTH WA

U21 Men's Team

ROUND	DAY	TIME	TABLE NO
5	Wed	1200	3

Western Australia B							Western Australia													
Player's Name	Game	Game	Game	Game	Game		Player's Name	Game	Game	Game	Game	Game	Matches		Games					
	1	2	3	4	5			1	2	3	4	5	ABC	XYZ	ABC	XYZ				
A: Luka Harfouch	11	11	11				X: Mohit Kapoor	8	9	9				1		3				
B: Preston Tan-Kang	12	11	8	11	11		Y: Harrison Grimshaw	14	4	11	5	9	1		3	2				
C: Connor Johnstone	5	5	7				Z: Aidan Johnstone	11	11	11				1		3				
B: Preston Tan-Kang	5	11	11	7	8		X: Mohit Kapoor	11	9	5	11	11		1	2	3				
A: Luka Harfouch	13	9	12	5	11		Z: Aidan Johnstone	11	11	10	11	6	1		3	2				
C: Connor Johnstone	11	11	9				Y: Harrison Grimshaw	13	13	11				1		3				
B: Preston Tan-Kang	Win Lose		1	2	8	7	9		Z: Aidan Johnstone	Win Lose		2	1	11	11	11		1		3
C: Connor Johnstone	0	3	11	8	8	8		X: Mohit Kapoor	2	1	7	11	11	11			1	1	3	
A: Luka Harfouch	3	0	11	11	11		Y: Harrison Grimshaw	1	2	9	8	7		1					3	
Team							Matches	Games	Captain's Signature											
Winner	Western Australia						5	19												
Loser	Western Australia B						4	15												

TEAMS ANALYSIS

U21 Men's Team

	New South Wales				Queensland			South Australia			Victoria				Western Australia				Western Australia B				Wins	Losses		
	PLAYER	DD	EF	AN	DR	MD	BH	BL	MB	MC	SP	LC	SP	BT	NV	HG	WH	AJ	MK	HG	LH	CJ				PT
NSW	Daniel Dai								3/0	2/3	3/2	3/1		3/2	0/3		3/0	3/1	3/0	3/0		3/0	3/0	10	2	83.33%
	Eric Foley					3/0	3/0	1/3	2/3	0/3	3/1	2/3		3/2	2/3		3/0	3/1	3/0					7	5	58.33%
	Abraham Ng					3/1	1/3	1/3	2/3	3/0	3/1	0/3		3/1	0/3					3/0		3/0	3/0	7	5	58.33%
	Danny Rauv					1/3	2/3	1/3									3/1	1/3	3/0	3/0		3/0	3/0	5	4	55.56%
QLD	Mateo Dvorani		0/3	1/3	3/1				0/3	1/3	3/0		3/1	3/1	0/3		3/0	3/0	3/1	3/0	3/2	3/0		10	5	66.67%
	Ben Houghton		0/3	3/1	3/2				3/0	0/3	3/1		3/0	3/1	0/3		3/1	3/1	3/0	3/0	3/0	3/0		12	3	80.00%
	Bruce Lee		3/1	3/1	3/1				3/2	1/3	3/0		3/0	3/0	2/3		3/1	3/0	3/0	3/0	3/0	3/0		13	2	86.67%
SA	Matthew Blumenfeld	0/3	3/2	3/2		3/0	0/3	2/3				0/3		0/3	1/3		3/0	3/1	3/0		3/0	3/0	3/0	9	6	60.00%
	Mensur Cutahija	3/2	3/0	0/3		3/1	3/0	3/1				2/3		3/1	0/3		3/0	3/0	3/0		3/0	3/1	3/0	12	3	80.00%
	Sandro Pikula	2/3	1/3	1/3		0/3	1/3	0/3				0/3		1/3	0/3		1/3	3/0	3/0		3/1	3/0	3/0	5	10	33.33%
VIC	Luke Cosgriff	1/3	3/2	3/0					3/0	3/2	3/0						3/0	3/1	3/0	3/0	3/0		3/0	11	1	91.67%
	Sam Palmer					1/3	0/3	0/3									3/0	3/0	3/0	3/0	3/1		3/1	6	3	66.67%
	Ben Taylor	2/3	2/3	1/3		1/3	1/3	0/3	3/0	1/3	3/1									3/0	3/0		3/0	5	7	41.67%
	Nathan Van Der Heiden	3/0	3/2	3/0		3/0	3/0	3/2	3/1	3/0	3/0						3/0	3/0	3/0					12	0	100.00%
WA	Harrison Grimshaw																				0/3	3/0	2/3	1	2	33.33%
	William Han	0/3	0/3		1/3	0/3	1/3	1/3	0/3	0/3	3/1	0/3	0/3		0/3									1	11	8.33%
	Aidan Johnstone	1/3	1/3		3/1	0/3	1/3	0/3	1/3	0/3	0/3	1/3	0/3		0/3						2/3	3/0	3/0	3	12	20.00%
	Mohit Kapoor	0/3	0/3		0/3	1/3	0/3	0/3	0/3	0/3	0/3	0/3	0/3		0/3						0/3	3/1	3/2	2	13	13.33%
WA B	Harrison Grimshaw	0/3		0/3	0/3	0/3	0/3	0/3				0/3	0/3	0/3										0	9	0.00%
	Luka Harfouch					2/3	0/3	0/3	0/3	0/3	1/3	0/3	1/3	0/3		3/0		3/2	3/0					3	9	25.00%
	Connor Johnstone	0/3		0/3	0/3	0/3	0/3	0/3	0/3	1/3	0/3					0/3		0/3	1/3					0	12	0.00%
	Preston Tan-Kang	0/3		0/3	0/3				0/3	0/3	0/3	0/3	1/3	0/3		3/2		0/3	2/3					1	11	8.33%

2014 Australian National Table Tennis Championships PERTH WA

Mens Open Singles - RR

Group A

NAME	Henzell	Chang	Lee		Win	Lose	Pos
W Henzell		1,1,2	2,6,1		2	0	1
K Chang	-1,-1,-2		-9,-8,-2		0	2	3
B Lee	-2,-6,-1	9,8,2			1	1	2

Group B

NAME	Powell	Ranger	Cao		Win	Lose	Pos
D Powell		4,3,5	4,6,4		2	0	1
P Ranger	-4,-3,-5		9,6,9		1	1	2
Q Cao	-4,-6,-4	-9,-6,-9			0	2	3

Group C

NAME	Townsend	Kapoor	Krier		Win	Lose	Pos
K Townsend		2,5,2	7,4,7		2	0	1
M Kapoor	-2,-5,-2		-6,-1,-0		0	2	3
H Krier	-7,-4,-7	6,1,0			1	1	2

Group D

NAME	Hu	Grimshaw	Dvorani	Rauv	Win	Lose	Pos
H Hu		4,4,6	8,1,3	4,-10,8,5	3	0	1
H W Grimshaw	-4,-4,-6		-6,-14,-2	-8,-4,-3	0	3	4
M Dvorani	-8,-1,-3	6,14,2		-9,8,5,-8,-6	1	2	3
D Rauv	-4,10,-8,-5	8,4,3	9,-8,-5,8,6		2	1	2

Group E

NAME	Hidaka	Khoo	Blumenfeld	Johnstone	Win	Lose	Pos
T Hidaka		3,6,14	-9,8,2,10	4,4,4	3	0	1
J Khoo	-3,-6,-14		-9,-3,-7	8,5,2	1	2	3
M Blumenfeld	9,-8,-2,-10	9,3,7		5,7,6	2	1	2
C Johnstone	-4,-4,-4	-8,-5,-2	-5,-7,-6		0	3	4

Group F

NAME	Gerada	Stein	Yap	Nguyen	Win	Lose	Pos
S Gerada		6,5,8	3,6,8	9,10,-3,6	3	0	1
R Stein	-6,-5,-8		3,6,6	8,-8,-12,5,9	2	1	2
P Yap	-3,-6,-8	-3,-6,-6		-3,-7,4,-10	0	3	4
P Nguyen	-9,-10,3,-6	-8,8,12,-5,-9	3,7,-4,10		1	2	3

Group G

NAME	Townsend	Han	Foley	Palmer	Win	Lose	Pos
W Townsend		8,6,2	2,-8,7,5	2,7,4	3	0	1
W Han	-8,-6,-2		4,-6,-9,-4	-4,-7,3,8,6	1	2	3
E Foley	-2,8,-7,-5	-4,6,9,4		9,6,-7,15	2	1	2
S Palmer	-2,-7,-4	4,7,-3,-8,-6	-9,-6,7,-15		0	3	4

Group H

NAME	Fernando	Garcia	Pikula	McKenzie	Win	Lose	Pos
C Fernando		9,4,6	1,5,7	4,5,3	3	0	1
M Garcia	-9,-4,-6		8,6,-9,-12,7	9,-9,6,4	2	1	2
S Pikula	-1,-5,-7	-8,-6,9,12,-7		8,-9,8,10	1	2	3
P McKenzie	-4,-5,-3	-9,-6,-4	-8,-9,-8,-10		0	3	4

Group J

NAME	Chambers	Dhooria	Tai	Huang	Win	Lose	Pos
D Chambers		5,4,4	5,5,9	8,10,6	3	0	1
R Dhooria	-5,-4,-4		-8,9,-12,8,4	-10,8,9,10	2	1	2
M Y Tai	-5,-5,-9	8,-9,12,-8,-4		-13,-7,-6	0	3	4
W (J) Huang	-8,-10,-6	10,-8,-9,-10	13,7,6		1	2	3

Group K

NAME	Tsao	Houghton	Campbell	Taylor	Win	Lose	Pos
E Tsao		9,4,-9,8	-8,-8,11,8,-12	7,7,5	2	1	2
B Houghton	-9,-4,9,-8		8,-9,-6,-8	4,7,-10,5	1	2	3
C Campbell	8,8,-11,-8,12	-8,9,6,8		7,6,9	3	0	1
B Taylor	-7,-7,-5	-4,-7,10,-5	-7,-6,-9		0	3	4

Group L

NAME	Shen	Dixon	Jiang	Harper	Win	Lose	Pos
Y Shen		9,7,6	-9,11,10,-10,-8	6,10,5	2	1	2
X Dixon	-9,-7,-6		-5,-9,-3	-6,7,8,9	1	2	3
A Jiang	9,-11,-10,10,8	5,9,3		5,7,5	3	0	1
B Harper	-6,-10,-5	6,-7,-8,-9	-5,-7,-5		0	3	4

Group M

NAME	Huging	Wilson	Dai	Nhem	Win	Lose	Pos
E Huging		3,4,5	8,3,9	9,6,5	3	0	1
C Wilson	-3,-4,-5		-9,-8,-7	-13,6,-4,9,-7	0	3	4
D Dai	-8,-3,-9	9,8,7		3,9,5	2	1	2
C Nhem	-9,-6,-5	13,-6,4,-9,7	-3,-9,-5		1	2	3

Group N

NAME	Zhang	Carter	Williams	Cutahija	Win	Lose	Pos
S Zhang		3,8,-9,10	7,5,8	6,8,8	3	0	1
C Carter	-3,-8,9,-10		17,2,-7,8	-7,8,4,-10,9	2	1	2
P Williams	-7,-5,-8	-17,-2,7,-8		-8,8,-5,-9	0	3	4
M Cutahija	-6,-8,-8	7,-8,-4,10,-9	8,-8,5,9		1	2	3

Group P

NAME	Ng	Tunbridge	Johnstone	Yong	Win	Lose	Pos
A Ng		-4,-4,-4	6,7,5	7,5,-6,6	2	1	2
M Tunbridge	4,4,4		5,4,7	7,1,3	3	0	1
A Johnstone	-6,-7,-5	-5,-4,-7		9,-8,-7,-9	0	3	4
TC Yong	-7,-5,6,-6	-7,-1,-3	-9,8,7,9		1	2	3

Group Q

NAME	Van Der Heiden	Schubert	Tan-Kang	Chan	Win	Lose	Pos
N Van Der Heiden		Walkover	8,3,4	8,8,18	3	0	1
J P Schubert	Forfeit		Forfeit	Forfeit	0	3	
P Tan-Kang	-8,-3,-4	Walkover		-4,-7,-10	1	2	3
S Chan	-8,-8,-18	Walkover	4,7,10		2	1	2

Group R


NAME	Von Einem	Bricknell	Harfouch	Lin	Win	Lose	Pos
S Von Einem		-5,11,-8,-5	3,3,5	9,7,8	2	1	2
J Bricknell	5,-11,8,5		6,7,8	5,-4,7,8	3	0	1
L Harfouch	-3,-3,-5	-6,-7,-8		-8,-2,-2	0	3	4
CW Lin	-9,-7,-8	-5,4,-7,-8	8,2,2		1	2	3

2014 Australian National Table Tennis Championships PERTH WA

Mens Open Singles - KO

SEEDS

- 1 W Henzell (SA)
- 2 D Powell (VIC)
- 3 K Townsend (QLD)
- 4 H Hu (VIC)
- 5 T Hidaka (NSW)
- 6 S Gerada (VIC)
- 7 W Townsend (QLD)
- 8 C Fernando (VIC)



2014 Australian National Table Tennis Championships PERTH WA

Womens Open Singles - RR

Group A

NAME	Lay	Williams	Werner		Win	Lose	Pos
J F Lay		1,1,3	5,1,2		2	0	1
N Williams	-1,-1,-3		-6,-5,-5		0	2	3
N Werner	-5,-1,-2	6,5,5			1	1	2

Group B

NAME	Miao	Joeng	Fung		Win	Lose	Pos
M Miao		5,3,0	Walkover		2	0	1
T F Joeng	-5,-3,-0		Walkover		1	1	2
M Fung	Forfeit	Forfeit			0	2	

Group C

NAME	Tapper	Nicolas	Martin		Win	Lose	Pos
M Tapper		3,8,3	-10,7,6,3		2	0	1
H A Nicolas	-3,-8,-3		10,6,-9,5		1	1	2
A Martin	10,-7,-6,-3	-10,-6,9,-5			0	2	3

Group D

NAME	Campbell-Innes	Goodsell	Nomura	Guseva	Win	Lose	Pos
C Campbell-Innes		Forfeit	Forfeit	Forfeit	0	3	
M Goodsell	Walkover		8,3,6	1,5,-10,6	3	0	1
N Nomura	Walkover	-8,-3,-6		-8,-10,-5	1	2	3
M Guseva	Walkover	-1,-5,10,-6	8,10,5		2	1	2

Group E

NAME	Beaumont	Kelly	Du	Valentine	Win	Lose	Pos
M Beaumont		1,6,1	Walkover	3,6,3	3	0	1
M Kelly	-1,-6,-1		Walkover	10,-7,-12,-9	1	2	3
A Du	Forfeit	Forfeit		Forfeit	0	3	
K Valentine	-3,-6,-3	-10,7,12,9	Walkover		2	1	2

Group F

NAME	Bui	Dou	Dombrose	Hsuek	Win	Lose	Pos
V Bui		-6,8,9,4	5,8,-6,-11,9	-11,-11,-6	2	1	2
A Dou	6,-8,-9,-4		3,9,7	-7,-5,-5	1	2	3
M Dombrose	-5,-8,6,11,-9	-3,-9,-7		-8,-4,-6	0	3	4
JF B Hsuek	11,11,6	7,5,5	8,4,6		3	0	1

2014 Australian National Table Tennis Championships PERTH WA

Womens Open Singles - KO

SEEDS

- 1 J F Lay (VIC)
- 2 M Miao (VIC)
- 3 M Tapper (VIC)



2014 Australian National Table Tennis Championships PERTH WA

Mens Open Doubles

SEEDS

- 1 W Henzell (SA)/D Powell (VIC)
- 2 K Townsend/W Townsend (QLD)
- 3 T Hidaka/E Tsao (NSW)
- 4 D Chambers/Y Shen (VIC)

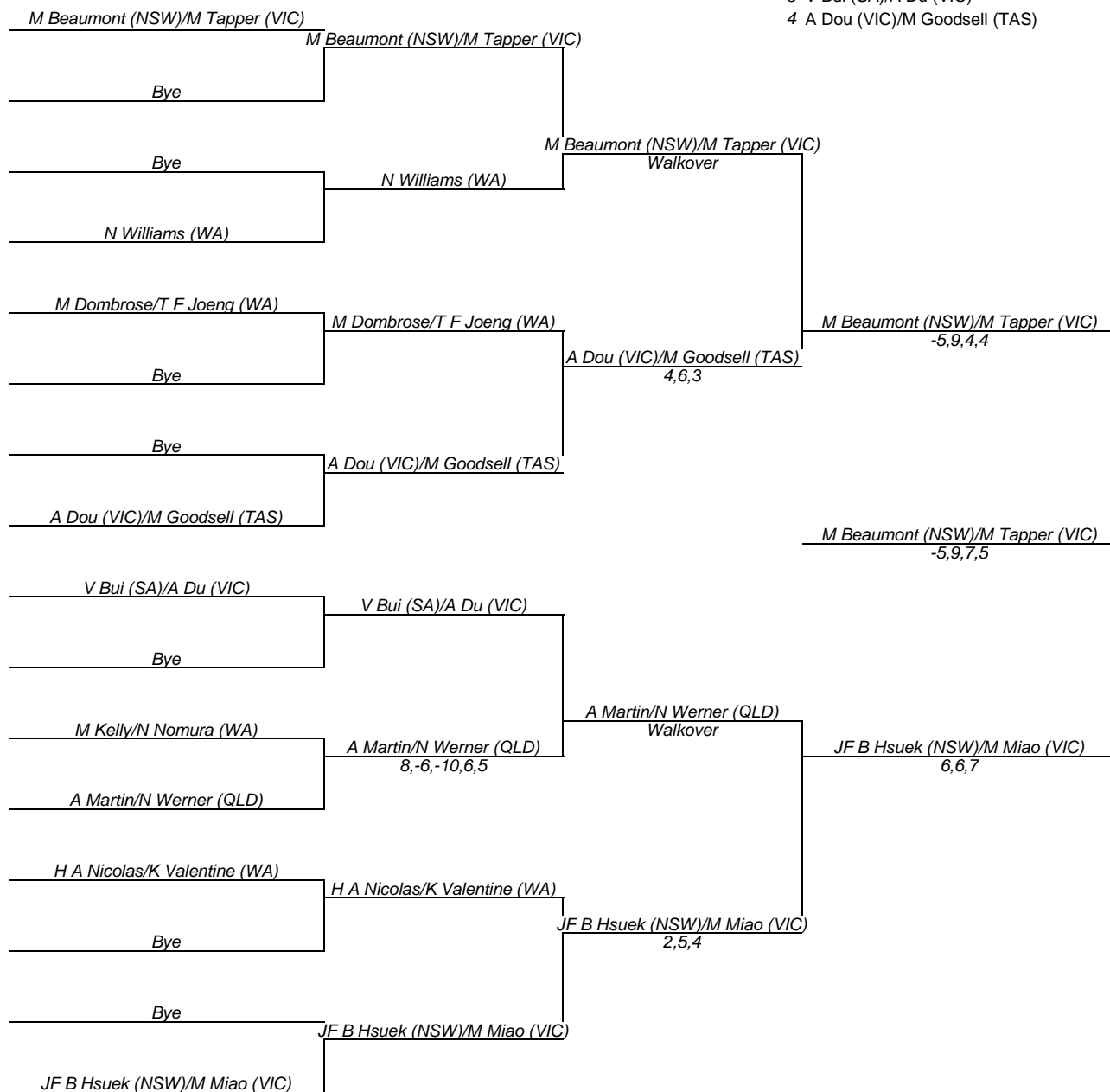


2014 Australian National Table Tennis Championships PERTH WA

Womens Open Doubles

SEEDS

- 1 M Beaumont (NSW)/M Tapper (VIC)
- 2 JF B Hsuek (NSW)/M Miao (VIC)
- 3 V Bui (SA)/A Du (VIC)
- 4 A Dou (VIC)/M Goodsell (TAS)




2014 Australian National Table Tennis Championships PERTH WA

Mixed Open Doubles

SEEDS

- 1 D Powell/M Miao (VIC)
- 2 H Hu/M Tapper (VIC)



2014 Australian National Table Tennis Championships PERTH WA

U21 Mens Singles - RR

Group A

NAME	Townsend	Kapoor	Palmer		Win	Lose	Pos
K Townsend		7,3,6	6,4,6		2	0	1
M Kapoor	-7,-3,-6		-3,-6,-2		0	2	3
S Palmer	-6,-4,-6	3,6,2			1	1	2

Group B

NAME	Hu	Harfouch	Dai		Win	Lose	Pos
H Hu		4,4,5	4,5,8		2	0	1
L Harfouch	-4,-4,-5		-8,-9,-3		0	2	3
D Dai	-4,-5,-8	8,9,3			1	1	2

Group C

NAME	Chambers	Han	Dvorani	Dixon	Win	Lose	Pos
D Chambers		3,3,3	5,6,4	-7,7,-9,7,7	3	0	1
W Han	-3,-3,-3		-6,11,-13,-8	-5,-9,-10	0	3	4
M Dvorani	-5,-6,-4	6,-11,13,8		-3,-8,-4	1	2	3
X Dixon	7,-7,9,-7,-7	5,9,10	3,8,4		2	1	2

Group D

NAME	Tsao	Pikula	Grimshaw	Cosgriff	Win	Lose	Pos
E Tsao		3,2,6	5,6,7	9,-7,7,-8,4	3	0	1
S Pikula	-3,-2,-6		-9,7,5,4	-5,-6,-10	1	2	3
H W Grimshaw	-5,-6,-7	9,-7,-5,-4		-2,-6,-3	0	3	4
L Cosgriff	-9,7,-7,8,-4	5,6,10	2,6,3		2	1	2

Group E

NAME	Shen	Dhooria	Johnstone	Blumenfeld	Win	Lose	Pos
Y Shen		6,9,9	7,6,8	-9,6,-8,8,8	3	0	1
R Dhooria	-6,-9,-9		7,10,10	-5,-9,-8	1	2	3
A Johnstone	-7,-6,-8	-7,-10,-10		-5,-12,-7	0	3	4
M Blumenfeld	9,-6,8,-8,-8	5,9,8	5,12,7		2	1	2

Group F

NAME	Von Einem	Johnstone	Foley	Lee	Win	Lose	Pos
S Von Einem		3,3,5	6,-9,6,5	9,5,-9,5	3	0	1
C Johnstone	-3,-3,-5		-1,-5,-6	-2,-4,-1	0	3	4
E Foley	-6,9,-6,-5	1,5,6		-6,10,6,3	2	1	2
B Lee	-9,-5,9,-5	2,4,1	6,-10,-6,-3		1	2	3

Group G

NAME	Ng	Houghton	Taylor	Tan-Kang	Win	Lose	Pos
A Ng		-10,-5,-5	6,8,7	7,6,3	2	1	2
B Houghton	10,5,5		-10,-9,3,5,2	6,6,5	3	0	1
B Taylor	-6,-8,-7	10,9,-3,-5,-2		6,10,6	1	2	3
P Tan-Kang	-7,-6,-3	-6,-6,-5	-6,-10,-6		0	3	4

Group H

NAME	Van Der Heiden	Garcia	Cutahija	Rauv	Win	Lose	Pos
N Van Der Heiden		13,-11,-5,-1	-8,9,-8,-8	-8,4,10,-10,9	1	2	4
M Garcia	-13,11,5,1		9,4,-10,-8,-1	-6,-7,8,-16	1	2	3
M Cutahija	8,-9,8,8	-9,-4,10,8,1		-9,12,8,-2,6	3	0	1
D Rauv	8,-4,-10,10,-9	6,7,-8,16	9,-12,-8,2,-6		1	2	2

2014 Australian National Table Tennis Championships PERTH WA

U21 Mens Singles - KO

SEEDS

- 1 K Townsend (QLD)
- 2 H Hu (VIC)
- 3 D Chambers (VIC)
- 4 E Tsao (NSW)
- 5 Y Shen (VIC)
- 6 S Von Einem (SA)
- 7 A Ng (NSW)



2014 Australian National Table Tennis Championships PERTH WA

U21 Womens Singles - RR

Group A

NAME	Bui	Werner	Nicolas		Win	Lose	Pos
V Bui		6,-7,-10,4,9	6,6,7		2	0	1
N Werner	-6,7,10,-4,-9		9,10,-6,-6,-7		0	2	3
H A Nicolas	-6,-6,-7	-9,-10,6,6,7			1	1	2

Group B

NAME	Du	Goodsell	Fung	Kelly	Win	Lose	Pos
A Du		Forfeit	No Match	Forfeit	0	2	
M Goodsell	Walkover		Walkover	8,-9,-9,-6	2	1	2
M Fung	No Match	Forfeit		Forfeit	0	2	
M Kelly	Walkover	-8,9,9,6	Walkover		3	0	1

Group C

NAME	Dou	Valentine	Guseva	Martin	Win	Lose	Pos
A Dou		4,9,4	3,5,9	9,5,10	3	0	1
K Valentine	-4,-9,-4		-7,-5,-3	-5,-3,-3	0	3	4
M Guseva	-3,-5,-9	7,5,3		8,-2,-9,-4	1	2	3
A Martin	-9,-5,-10	5,3,3	-8,2,9,4		2	1	2

Last Updated: July 4, 2014 3:25 PM

2014 Australian National Table Tennis Championships PERTH WA

U21 Womens Singles - KO



2014 Australian National Table Tennis Championships PERTH WA

U21 Mens Doubles

SEEDS

- 1 K Townsend (QLD)/E Tsao (NSW)
- 2 D Chambers/Y Shen (VIC)

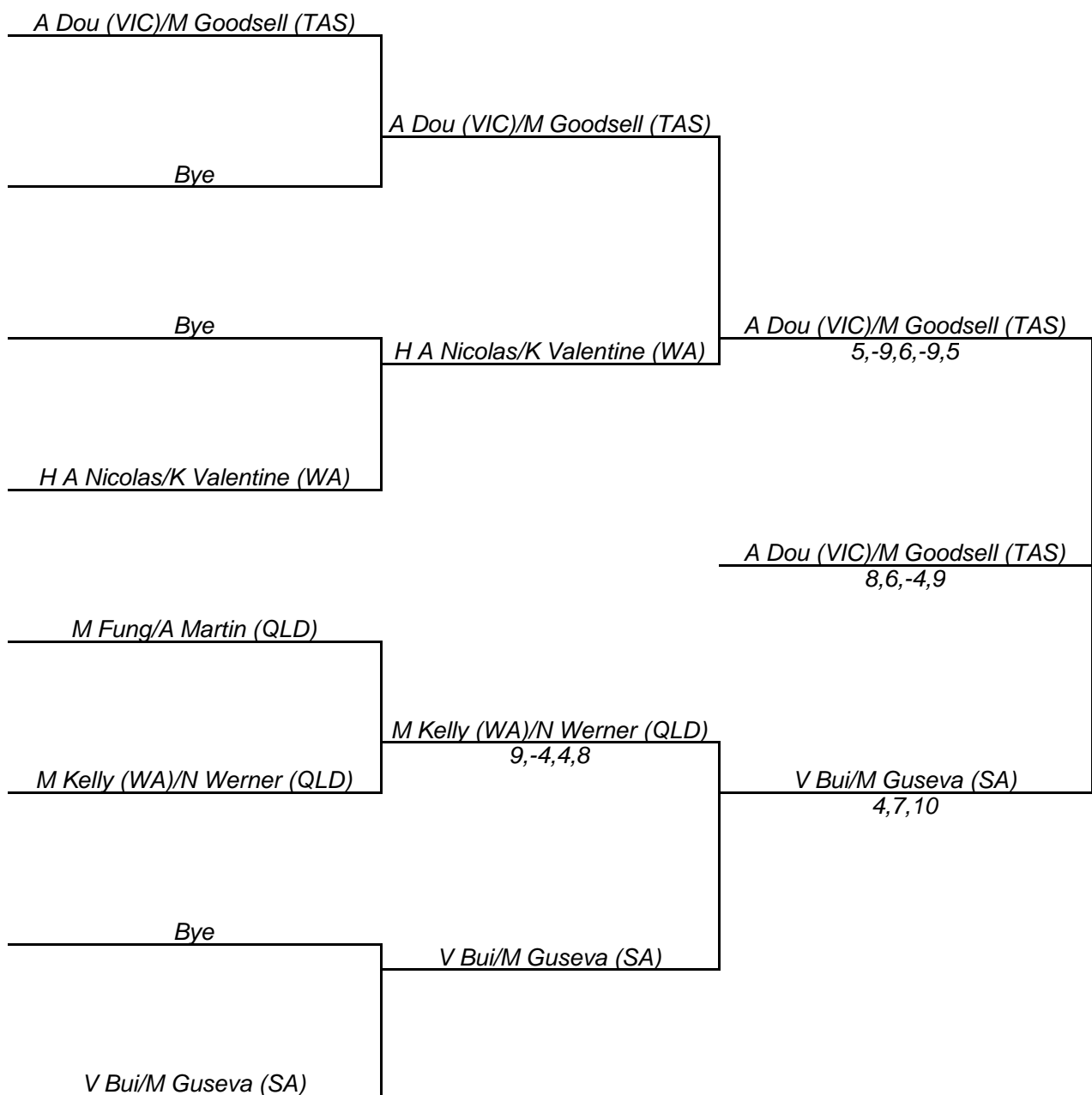


**2014 Australian National Table Tennis Championships
PERTH WA**

U21 Womens Doubles

SEEDS

- 1 A Dou (VIC)/M Goodsell (TAS)
- 2 V Bui/M Guseva (SA)



2014 Australian National Table Tennis Championships PERTH WA

U21 Mixed Doubles

SEEDS

- 1 K Townsend (QLD)/A Dou (VIC)
- 2 E Tsao (NSW)/V Bui (SA)

