



ANNUAL REPORT 2006

ABOUT

LIFE MEMBERS

Mr Jim Bond
Mr Allan Clarke
Mr Dennis Fox
Mr Mick McShane
Mrs Joyce Tregea

BOARD OF DIRECTORS

President

Will Goodier (To March 2006)
Roger Wheller (To 31 December 2006)

Vice-President

Andrew Martin (To February 2006)
Trevor Barrett

Treasurer

Peter Campbell-Innes

Secretary

Beryl Campbell-Innes

Northern Board Members

Jim Miller
Joe Clifton

Southern Board Members

Stanley Chan
Danny Lloyd

STAFF

Executive Officer

Bronwyn Marshall (To December 2006)
Derek Scott (From December 2006)

Administration Officer

Karen Carruthers (From June 2006)

AFFILIATED ASSOCIATIONS

- Brisbane Table Tennis Association
- Bundaberg and District Table Tennis Association
- Cairns Table Tennis Association
- Centenary Table Tennis Club
- Far North Coast New South Wales Table Tennis Association
- Gatton Table Tennis Association
- Gold Coast Table Tennis Association
- Ipswich Table Tennis Association
- Logan Table Tennis Association
- Lower Burdekin Table Tennis Association
- Mackay Table Tennis Association
- MacLagan Memorial Hall Table Tennis Club
- Montville Table Tennis Club Inc
- Noosa Table Tennis Club
- Redcliffe Table Tennis Association
- Rockhampton Table Tennis Association
- Sunshine Coast Table Tennis Club
- Toowoomba Table Tennis Association
- Townsville Table Tennis Association
- Twin Towns Table Tennis Club
- University of Queensland Table Tennis Club
- Wynnum Table Tennis Association

CONTACT DETAILS

Address	Office 2.06 Sports House 150 Caxton Street MILTON QLD 4064
Telephone	07 3217 5579
Fax	07 3217 5648
Website	www.tabletennisqld.org
Email	admin@tabletennisqld.org
ABN	48 292 271 838

CONTENTS

About.....	2
Life Members.....	2
Board of Directors	2
Staff	2
Affiliated Associations.....	2
Contact Details.....	2
Acknowledgements.....	4
President's Report.....	5
Executive Officer's Report.....	6
Significant Achievements	6
Significant Challenges.....	6
Performance Scorecard.....	7
Treasurer's Report.....	8
Accounts.....	9
Balance Sheet	9
Profit and Loss Statement.....	10
Notes to and Forming Part of the Accounts.....	13
Auditor's Report	15
Membership.....	16
Total Membership.....	16
Club Membership.....	16
Changes in Membership.....	16
Membership Profile	17
Development Reports	18
Officiating.....	18
Coaching.....	18
Results	19
Commonwealth Games.....	19
Australian Closed	19
Australian Youth Championships.....	19
Australian Junior Championships	19
Australian Veterans Championships.....	19
Queensland Senior Championships.....	20
Queensland Youth Championships.....	20
Queensland Junior Championships.....	21
Queensland Veterans Championships.....	23
State Teams.....	25
Australian Senior Championships	25
Australian Youth Championships.....	25
Australian Junior Championships	25
Australian Veterans Championships.....	25
Rankings.....	26
Queensland Rankings 2006.....	26
Australian Rankings 2006.....	28

ACKNOWLEDGEMENTS

The Board of Table Tennis Queensland would like to thank Sport and Recreation Queensland, the Queensland Government's agency for sport, for their continued financial support in 2006.

In addition, the Board recognises that the sport of table tennis within Queensland depends upon the army of volunteers who organise clubs, events, transportation and of course Table Tennis Queensland itself. Therefore Table Tennis Queensland would like to thank all volunteers, coaches, players and parents who have all contributed towards the success of the sport in 2006.

Finally, Table Tennis Queensland would like to thank all clubs and member associations for their continued support in 2006.



Queensland Government
Getting more people active
through sport and recreation

PRESIDENT'S REPORT

Roger Wheller

Perhaps the most important ingredient in the smooth running of any organisation is that of good governance. Important progress in this direction has been made in 2006. A number of critical policy documents were completed including a Member Protection Policy, Complaints Procedure and Code of Conduct. While policy development may be thought of as not all that exciting, it is the mainstay of any organisation. Such policy documents ensure that decisions are taken in the context of a set of agreed guidelines rather than simply on an ad hoc basis. Such policy development will continue.

The Development Forum this year was well attended and extremely worthwhile. In the past there has been much confusion about the respective roles of the Board and that of the clubs. This year's forum went a long way towards clarifying this mystification. The forum was well structured with the help of a professional consultant and was important in ensuring good communication between the Board and the clubs; it certainly cleared away many misunderstandings.

Queensland has been lucky enough to be chosen as a site for a National Training Centre, with the site being located at the Wynnum Club with five players being chosen in the initial training squad. Queensland as a whole will benefit from the Centre as it is planned to have other players and coaches incorporated into the activities of the Centre.

Table tennis in Queensland made some important strides along the information technology track in 2006. TTO is now emailing information to clubs; clearly saving administrative time in the office as well as conveying information instantaneously to clubs. The Queensland Junior Closed Championships held in Mackay provided another much-needed breakthrough in sharing knowledge. The Mackay club electronically conveyed the results of each days play of the championships to the office where it was put on the TTO website. This was much appreciated by the parents of players around the state to know how their children and their teams were faring. In addition, the Mackay club provided each competing club with a disk containing the results for the week at the conclusion of the championships. This obviated the old practice of belatedly providing

results books weeks later to players. Well done to Mackay. It is hoped that other clubs will continue this practice in the future.

One barometer of the health of TTO is its membership. Membership has increased on an average of 7% from 2005 to 2006. More importantly, every category has increased including juniors, seniors, veterans, male, social, club and representative players. As with previous years our veterans are the strongest component of our membership and comprise over half our total membership.

The strength of the veterans is mirrored in their ability to stage the 2007 Australian Veterans Championships to be held on the Gold Coast. This championship is the largest national tournament on the calendar with an expected attendance of over 200 players.

Despite the very encouraging increase in membership, table tennis in Queensland, in common with many other sports, has a critical problem with the recruitment and retention of female players. This year Queensland did not conduct an Under 18 girls' teams event at the state championships, nor send an Under 18 girls team to the national championships. In addition, Queensland did not send a women's team to the national championships. Such problems are not fixed overnight but require long term planning and cooperation between the Board and the clubs. Despite the lack of numbers, Queensland's women and girls featured very prominently in the Australian rankings for 2006. In other words, we are doing a good job with the limited numbers we have.

In conclusion, I would like to thank all those who make our sport possible; the referees, selectors, coaches and administrators who give of their time. Also those unsung heroes at the club level, the volunteers whose efforts, often unseen, ensure that table tennis runs smoothly.

EXECUTIVE OFFICER'S REPORT

Bronwyn Marshall

SIGNIFICANT ACHIEVEMENTS

Consultation

The Board of Management recognised the need to consult with its member clubs to ascertain their needs and their expectations of their state body; and to ensure TTO stayed relevant to its members. Clubs completed a Needs Analysis and then attended a two day workshop to discuss the results of the Needs Analysis. Roles and responsibilities of clubs and TTO were defined, the broad strategic goals of TTO were re-confirmed and the 2005 – 2007 Strategic Plan was reviewed. This two day Development Forum will now be conducted as an annual event.

National Squads

Five Queenslanders were included in national squads. These being:

- Peri Campbell-Innes (Australian Squad)
- Claire Campbell-Innes (Australian Squad)
- Andy Shih (Development Squad)
- Ashleigh Stevenson (Youth / Junior Squad)
- Michelle Seckington (Youth / Junior Squad)

TTO endorsed Wynnum as the National Training Centre in Queensland (as all Australian squad members were from this club) and agreed to contribute financially to further support the Table Tennis Australia funding.

Website

TTO increased its service delivery to clubs by enhancing the functionality of its web site. All clubs now have access to their own dedicated web page, email address and direct access to their club's membership database.

Governance

The Board of Management improved its standard of governance by continuing to work through a Good Governance Checklist, developing good governance policies, reviewing its By-Laws and participating in a Board education program. The members approved two year Board terms at a Special General Meeting.

Membership

Table Tennis in Queensland grew in the past twelve months with increases in club membership, individual membership and the number of coaches and officials.

- Individual membership increased from 1,471 in 2005 to 1,577 in 2006 (7%).
- Junior membership increased from 310 in 2005 to 340 in 2006 (4%).
- Female membership increased from 334 in 2005 to 349 in 2006 (4%).
- The number of accredited coaches increased from 47 in 2005 to 50 in 2006.
- Club membership increased to 23 in 2006 after falling to 19 in 2005.

Finance

TTO achieved a profit of \$8,404, allowing the members equity to remain above \$100,000. In addition, TTO was able to gain funding for a Mentoring Program and a Good Governance Workshop for Women in 2007.

SIGNIFICANT CHALLENGES

Female Membership

The low number of women playing table tennis was highlighted when Queensland could not field a women's team for the Australian Championships.

Project Connect

Funding for activities for athletes with a disability were available through Project Connect but TTO was unable access these funds due to limited staff time, lack of volunteers and a clear understanding of the demands and issues in this area.

Queensland Seniors

TTO, with the support of Bundaberg TTA, ran the Queensland Senior Closed Championships for the first time. Although, a good exercise for TTO to gauge the demands placed on a club when running State Championships, it is not a long term strategy of TTO to directly conduct State Championships. As a result TTO developed the State Championships Operations Manual for use by all clubs.

PERFORMANCE SCORECARD

The Performance Scorecard outlines Table Tennis Queensland's objectives for 2006 (as per the TTO Strategic Plan) and the results achieved.

KEY AREA 1 - RESEARCH	
Objective	Strategies Used
Communicate and consult with affiliated and non-affiliated clubs to improve the relevance and effectiveness of Table Tennis Queensland.	A comprehensive Needs Analysis of affiliated clubs was conducted.
	A Development Forum to further discuss results of the Needs Analysis with clubs was conducted
	The TTO Strategic Plan was reviewed to reflect the results of the research.

KEY AREA 2 - GOVERNANCE	
Objective	Strategies Used
Develop and follow a best practice model of governance for Table Tennis Queensland.	A Good Governance Checklist was developed and a timeline established for implementation.
	The 2005 – 2007 Strategic Plan was reviewed.
	The Board structure as per Constitution was reviewed and a Special General Meeting to make changes was conducted.
	The TTO By-Laws were reviewed.
	A Board education program was implemented.

KEY AREA 3 - MANAGEMENT	
Objective	Strategies Used
1. Develop consistent systems, policies and procedures for all areas of work. 2. Employ experienced, competent and enthusiastic staff at an appropriate wage level.	A contract, appropriate position description and rate of pay for were developed for the Executive Officer.
	A member registration process for clubs and TTO via the TTO website was developed.
	Communication between TTO and clubs was improved via email services provided by TTO.

KEY AREA 4 – MARKETING AND COMMUNICATIONS	
Objective	Strategies Used
Improve communication, relevance and leverage with: <ul style="list-style-type: none"> • Clubs • Individual members • Potential members • TTA & other states • General public 	The TTO Communications Policy was reviewed.
	Clubs were provided with their own pages on TTO website.
	Production of the State Update was continued as a communication tool with clubs and members.

KEY AREA 5 - DEVELOPMENT	
Objective	Strategies Used
Develop the sport of Table Tennis by specifically improving: <ul style="list-style-type: none"> • Education delivery to clubs, coaches and officials • Standard of players • TTO Resources 	2 x L2/3 Umpire courses and 3 x L1 Coaching courses were conducted
	Standardised resources, delivery and evaluation of TTO coaching courses were developed.
	A staff member was trained mentoring.
	The TTO Selection Policy was reviewed.
	A Selection Policy for State coaches was developed.
	A State Championships Operations Manual was developed.
	A Member Protection Policy and TTO Code of Conduct were developed and the Complaints Procedure was reviewed.
	Committee structures for elite player, coach and umpire development were developed.

KEY AREA 6 - PARTICIPATION	
Objective	Strategies Used
Increase participation specifically in the following areas: Junior females, Juniors, & Youth retention	Establish the different roles that TTO and the clubs play in participation.
	Conduct a Queensland Schools Championship

TREASURER'S REPORT

Peter Campbell-Innes

Results for the year

TTO traded at a profit of \$8,404 during the year ended 31/12/2006.

The above profit is after depreciation expenses of \$1,500.

Profits over recent years:

Year	\$
2000	20,031
2001	12,033
2002	6,566
2003	8,790
2004	26,600
2005	1,875
2006	8,404

Member's equity balances of TTO over past years:

Year	\$
1996	91,793
1997	50,258
1998	31,879
1999	51,911
2001	63,944
2002	69,891
2003	78,681
2004	105,233
2005	106,858
2006	115,262

Queensland State Government Funding

The Queensland State Government (through Sport and Recreation Queensland) provided the following funding for the year ended 31/12/06

State Development Program: \$97,918 + GST

Queensland State Government funding 2007
Calendar Year

The Queensland State Government (via Sport & Recreation Queensland) has approved the following grant for the year ended 31/12/07;

State Development Program \$101,737 + GST.

Cash Flow

Cash flow is in a good position, benefiting from cash reserves and the receipt in January 2007 of \$101,737 plus GST from Sport and Recreation Queensland.

This amount will be recorded in the accounts as a liability and an amount of \$8,478 will be transferred each month from this liability to income.

Budget Forecast

A budget forecast for the year ending 31/12/2007 has been prepared for consideration by interested parties including the new Board to be appointed in March 2007.

Closing

I wish to thank Bronwyn and Karen for their contribution and assistance during the year. Bronwyn & Karen carried out most of the accounting functions of TTO including preparing invoices and cheques and entering all financial transactions into the computer using MYOB accounting software.

I also wish to thank the members of the TTO Board who generally perform their duties without reimbursement for out of pocket expenses except significant travel expenses where authorised by the Board.

Sport and Recreation Queensland continues to support TTO with generous annual funding for which we are grateful.

ACCOUNTS

BALANCE SHEET

(As at 31 December 2006)

	<u>2006</u>	<u>2005</u>
ASSETS		
CURRENT ASSETS		
Cash Management Account	11,334	92,174
Cheque Account	18	(1,134)
Business OnLine Saver	100,000	0
Petty Cash	310	300
Trade Debtors	<u>7,324</u>	<u>7,379</u>
TOTAL CURRENT ASSETS	118,986	98,719
NON-CURRENT ASSETS		
Stock on Hand	1,800	4,997
Property & Equipment	18,648	18,194
Provision for Depreciation	<u>(15,390)</u>	<u>(13,890)</u>
TOTAL NON-CURRENT ASSETS	5,058	9,300
TOTAL ASSETS	<u>124,044</u>	<u>108,020</u>
LIABILITIES		
CURRENT LIABILITIES		
Visa card	1,734	162
GST Liabilities	1,561	0
PAYG	2,082	0
Superannuation payable	1,155	0
TTA Schools Funding	0	1,000
Women in Sport grant for 2007	<u>2,250</u>	<u>0</u>
TOTAL CURRENT LIABILITIES	8,782	1,162
TOTAL LIABILITIES	<u>8,782</u>	<u>1,162</u>
NET ASSETS	<u>115,262</u>	<u>106,858</u>
MEMBERS EQUITY		
Members Equity 31/12/05	106,858	104,983
Current Year Surplus / (deficiency)	<u>8,404</u>	<u>1,875</u>
MEMBERS EQUITY 31/12/06	<u>115,262</u>	<u>106,858</u>

PROFIT AND LOSS STATEMENT

(For the year ended 31 December 2006)

	2006	2,005
INCOME		
Affiliation Fees	1,560	1,400
Development Fees	19,204	17,610
Membership Registrations	34,763	29,637
SDP	97,918	95,437
Interest Income	7,106	6,020
Officials re-accreditation	0	91
Project Connect	0	1,749
State Development Camps	1,390	0
Coaching Camps/Clinics	835	855
Officials Development	1,191	0
Queensland Senior Championships	1,533	0
Miscellaneous	1,275	0
TOTAL INCOME	<u>166,775</u>	<u>152,798</u>
EXPENSES		
Membership and Levies		
TTA Levies	14,443	12,607
Dues & Subscriptions	1,386	342
Australian Championships		
Junior	12,772	14,531
Youth	4,169	1,561
Senior	4,992	4,944
Veteran	4,098	3,595
Total Australian Championships	<u>26,031</u>	<u>24,631</u>
Human Resource		
Wages SDM	35,390	31,282
Wages Exec Officer	19,993	14,538
Superannuation	6,246	3,391
Professional Development	443	174
Volunteer Reward	1,093	38
Salary Coach Coordinator	2,642	0
MYOB	282	0
Total Human Resource	<u>66,089</u>	<u>49,423</u>
Insurance		
Insurance - D&O	1,208	1,208
Insurance - PL, PA, PI	6,510	7,924
Insurance - Office	504	497
Insurance - Voluntary Workers	0	108
Insurance - Workcover	201	150
Total Insurance	<u>8,423</u>	<u>9,887</u>

	2006	2,005
Operations		
Annual General Meeting	2,746	1,801
Audit Fees	250	250
Bad Debts	0	187
Bank Fees	758	490
Board expenses	2,468	884
Depreciation	1,500	1,500
Internet & Website	3,034	3,621
Legal expenses	700	0
Office Expenses	8	796
Photocopier Rent	1,204	1,346
Postage	2,205	1,197
Rent - Sports House	2,268	2,835
Repairs & Maintenance	198	2,168
Stationery & Consumables	1,506	3,233
Sundry	713	534
Telephone & Fax	2,763	4,031
Total Operations	22,321	24,873
Regional Funding		
Bundaberg	1,364	2,480
Rockhampton	0	1,382
Townsville	1,649	3,266
Total Regional Funding	3,013	7,128
Service to Members		
Advertising/Promotions	0	70
Coaching Courses	1,832	687
Development forum	5,209	0
Membership Cards	400	898
Official Development	661	557
Player Development		4,179
Tournament Prize Money	(162)	2,318
State Representative Camps	2,593	1,783
State Development Camps	2,072	1,502
State Tour expenses	0	338
TTO Invitational	0	7,307
Queensland Seniors	855	0
Queensland Schools	623	0
Project Connect	470	1,684
Total Service to Members	14,553	21,323
TOTAL EXPENSES	156,259	150,213
OPERATING SURPLUS / (DEFICIT)	10,516	2,585

	2006	2,005
OTHER INCOME		
Clothing Sales	3,930	1,436
Resource Sales	53	95
National Training Centre	670	0
Australian Championships		
Junior	16,530	12,043
Youth	5,420	2,053
Senior	1,026	2,713
Veteran	1,995	1,607
Total Australian Championships	<u>24,971</u>	<u>18,416</u>
Total Other Income	<u>29,624</u>	<u>19,947</u>
OTHER EXPENSES		
Clothing Opening Stock	4,997	2,815
Clothing Purchases	3,568	4,403
Clothing Closing Stock	(1,800)	(4,997)
Resource Purchases	0	22
Australian Championships		
Junior	16,530	12,043
Youth	5,420	2,053
Senior	1,026	2,713
Veteran	1,995	1,607
Total Australian Championships	<u>24,971</u>	<u>18,416</u>
Total Other Expenses	<u>31,736</u>	<u>20,659</u>
NET SURPLUS / (DEFICIT)	<u>8,404</u>	<u>1,873</u>

Note: The accompanying notes form part of these financial statements.

NOTES TO AND FORMING PART OF THE ACCOUNTS

(For the year ended 31 December 2006)

This is a Special Purpose Financial Report for the purpose of providing information to the Members of the Association and to comply with the reporting requirements of the Associations Incorporations Act. It is not a General Purpose Financial Report.

Status

TTO is registered under the Associations Incorporation Act.

Taxation

TTO is a not-for-profit sporting organisation and is exempt from income tax.

TTO is registered for GST on a cash basis.

Membership

The following Associations are Members of TTO at the time of preparation of these Financial Accounts:

- Brisbane Table Tennis Association
- Bundaberg and District Table Tennis Association
- Cairns Table Tennis Association
- Centenary Table Tennis Club
- Far North Coast New South Wales Table Tennis Association
- Gatton Table Tennis Association
- Gold Coast Table Tennis Association
- Ipswich Table Tennis Association
- Logan Table Tennis Association
- Lower Burdekin Table Tennis Association
- Mackay Table Tennis Association
- Maclagan Memorial Hall Table Tennis Club
- Montville Table Tennis Club Inc
- Noosa Table Tennis Club
- Redcliffe Table Tennis Association
- Rockhampton Table Tennis Association
- Sunshine Coast Table Tennis Club
- Toowoomba Table Tennis Association
- Townsville Table Tennis Association
- Twin Towns Table Tennis Club
- University of Queensland Table Tennis Club
- Wynnum Table Tennis Association

Stock on Hand

Stock on hand of \$1,800 at 31/12/06 is valued at cost and consists of playing shirts and tracksuits which will be either sold or gifted to Queensland representative players during the year ending 31/12/07.

Consumables on hand such as stationery and inkjet cartridges have been expensed in the accounts when purchased.

Property & Equipment Depreciation

Capital expenditure of \$455 was incurred during the year to purchase an external hard drive for computer backup purposes.

A depreciation expense of \$1,500 has been included in the financial accounts.

TTO maintains an Asset Register/Depreciation Schedule. The main assets owned by the Association are:

- 1 desktop computer;
- 1 laptop computer;
- HP Office Jet: All-in-one (Bubble jet printer, photocopier, facsimile, scanner)
- Card printer;
- Office furniture (desks, chairs, cupboards, filing cabinets and shelving units).
- Bar Fridge
- External hard drive

Rental Agreements

The Association rents an office in Sports House at Milton, Brisbane from the Queensland State Government.

Expenses: Australian Championships

These expenses represent amounts paid by TTO in respect of players/teams representing Queensland where no reimbursement is to be made to TTO. This expenditure may include items such as the cost of wages, airfares and accommodation for coaches and managers, national tournament team entry fees, and subsidies to players to assist with the cost of travel and accommodation.

Other Income & Other Expenses

“Other income” generally includes reimbursements (at cost) received from members and players in respect of expenditure by TTO on behalf of representative players.

“Other expenses” generally include payments made by TTO that are to be reimbursed to TTO by members and players. This expenditure is mainly in respect of Queensland uniforms, travel and accommodation and individual entry fees at national tournaments.

Development Fees

Development fees for each year are set at the Annual General Meeting in the prior year. For the years ended 31/12/06 and 2007 the amount was set at an amount of \$18,000 + GST (\$19,800) to be paid to TTO by each Member Association on the basis of the 3 year average of their membership numbers as a proportion of the total state membership numbers.

Membership Registrations

Membership fees for each year are set at the Annual General Meeting in the prior year are as follows:

	YEAR ENDED 31/12/2006		YEAR ENDED 31/12/2007	
	Full	Conc	Full	Conc
Social	10.00	N/A	15.00	N/A
Club	30.00	25.00	34.00	27.00
Rep	65.00	55.00	69.00	57.00

Regional Funding

In accordance with an audit report in 2003 prepared by independent auditors contracted by Sport & Recreation Queensland, TTO now uses an “acquittal process” for the funding of regions for development initiatives.

TTO provides additional support direct to regional athletes for travel to National Table Tennis Tournaments.

Mortgages Charges & Securities

There are no mortgages charges or securities of any description affecting the property of the Association.

Contingent Liabilities

The Committee is not aware of any contingent liabilities that may affect the financial accounts of the Association.

After Balance Day Events

The Committee is not aware of any matter or circumstance which has arisen since the end of the financial period not otherwise dealt with in the financial accounts that has significantly or may significantly affect the operations of the Association, the results of those operations or the state of affairs of the Association in subsequent financial years.

Related Parties

No committee member received remuneration from the Association except as follows:

- Danny Lloyd commenced as a Member of the Board on 17/04/05 and is a current Board Member. Mr Lloyd is associated with Kerredan No. 49 Pty Ltd trading as FAT Galah Internet Design which provides website and computer services to Table Tennis Queensland Inc. Mr Lloyd also receives some funding from TTO in respect of his position as State Coaching Coordinator.

AUDITOR'S REPORT

Jim Archibald

107 Blackwood Street,
MITCHELTON, 4053.

7th February, 2007.

President and Members,
Table Tennis Queensland Inc.,
MILTON.

AUDITOR'S STATEMENT

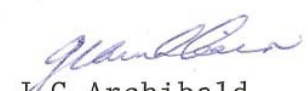
I have examined the books and papers relating to the financial transactions of the above Association for the year 2006 for the purpose of forming an opinion on their accuracy and fairness.

The accounts were kept by the staff of the Association and my examination covered their recording and application of the funds of the Association. Details of the accounts and adequate supporting documentation were made available to me by the staff to enable me to carry out a satisfactory examination.

From my examination I am satisfied that these accounts have been kept in accordance with proper accounting procedures under a system which provides adequate checks and balances to protect the funds of the Association.

Expenditures appear to have been properly authorised and made for the purposes of the Association. Government and sponsorship monies appear to have been used for the purposes for which they were provided.

Accordingly I have been able to form the opinion that these accounts accurately reflect the financial transactions of the Association for the year ended 31st December, 2006 and the Statements drawn up therefrom present a fair summary of the outcome of these transactions and of the financial position of the Association as at that date.


J.C. Archibald
B.BUS, CPA, PNA, ACIS.
Honorary Auditor.

MEMBERSHIP

TOTAL MEMBERSHIP

The Membership of Table Tennis Queensland for the years 1999 to 2006 is shown in figure 1. In the period the membership has increased from 964 in 1999 to 1576 in 2006 an increase of 64% in the period.

In the last twelve months the total membership has increased from 1471 in 2005 to 1576 in 2006, an increase of nearly 7%.

These % increases are also seen in the subgroupings of members with increases in the number of junior, senior and veteran members.

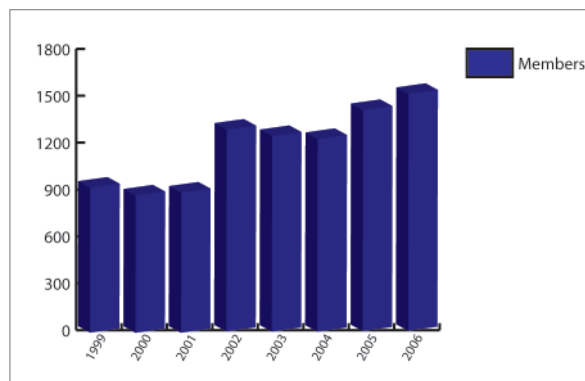


Figure 1 - TTO Membership 1999 to 2006

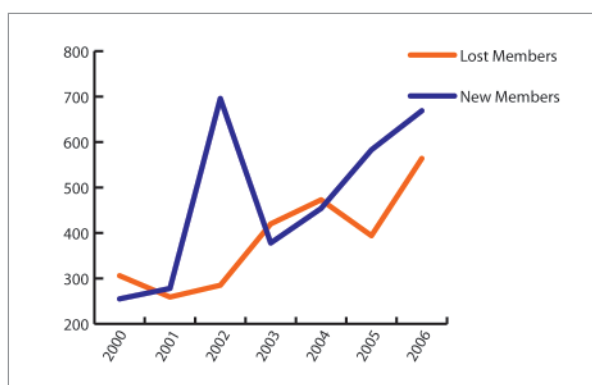


Figure 2 - TTO Membership Changes 2000 to 2006

CHANGES IN MEMBERSHIP

Figure 2 shows details of the changes in membership in the period 2000 to 2006, with detail of new members and members who have not renewed their membership in the subsequent year.

There were 669 new members of TTO in 2006, but this was balanced by the loss of 564 existing members in 2006, a net increase of 105.

In 2006, 38% of the 2005 membership did not renew their membership in 2006.

CLUB MEMBERSHIP

Club Membership figures for 2006 were as follows:

	Brisbane	Bundaberg	Cairns	Far North Coast	Gatton	Gold Coast	Ipswich	Logan	Lower Burdekin	Mackay	Noosa	Redcliffe	Rockhampton	Sunshine Coast	Toowoomba	Townsville	Twin Towns	UQ	Wynnum
2006	358	115	32	42	27	106	28	27	2	122	20	14	55	40	118	138	10	73	210
2005	308	122	42	32	30	100	24	22	2	121	20	11	71	27	101	124	11	95	208

MEMBERSHIP PROFILE

Figures 3, 4 & 5 give the membership profile of TTO at 31 December 2006, split in terms of gender, membership type and age profile.

Figure 3 shows that 22% of the membership is female, compared to 78% male. There is a slightly higher ratio of female to male in the juniors (24% Female to 76% Male), but a significantly lower one in the veteran ranks (17% Female to 83% Male), although the age group 66-70yrs has the highest ratio of women to men (40% to 60%).

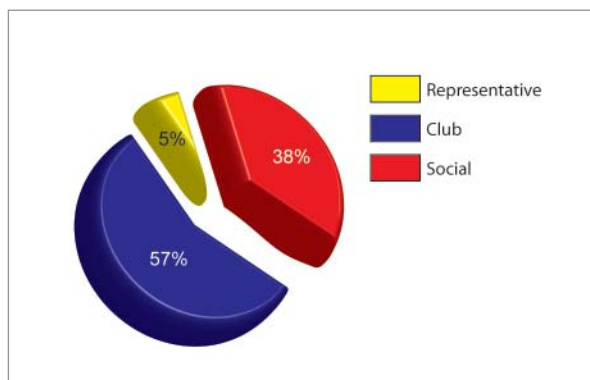


Figure 4 - TTO Membership 2006
By Membership Type

Figure 5 shows the membership of TTO split into 5 year age groups. As can be seen there is a peak at 11-15 years, which falls off sharply until reaching a low in the 31 to 35 year age group. The membership then remains fairly steady at approximately 100 per age group until tapering off from 70 years onwards.

Clearly identifying the reasons for the drop-off at 16 years onwards and addressing this is important to sustain the membership in the longer term.

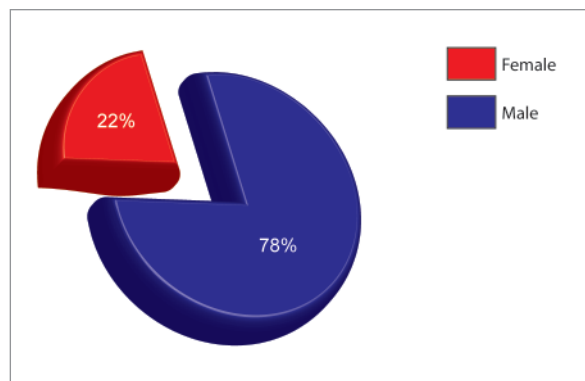


Figure 3 - TTO Membership 2006
By Gender

Figure 4 shows the split of the TTO membership by membership type.

The percentage figures are:

- Representative 5%
- Club/Tournament 57%
- Social 38%

Thus a significant proportion of the membership take part in club table tennis, but do not take part in external events.

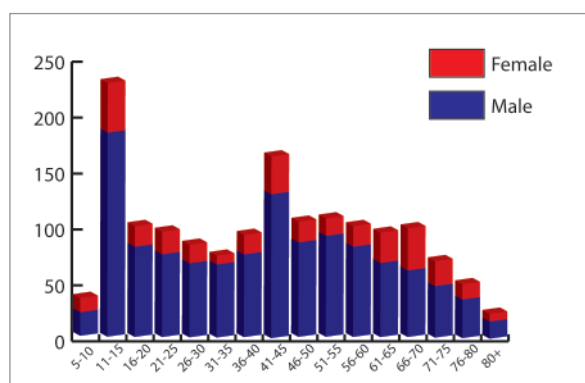


Figure 5 - TTO Membership 2006
By Age Grouping

DEVELOPMENT REPORTS

Dave Delpratt & Danny Lloyd

OFFICIATING

Courses Conducted

Two Level 2 (State) Umpire courses were conducted during the year – at Wynnum in February and at Gold Coast in August. From the Wynnum course, of the six participants, three have subsequently completed the full course and are now accredited. The Gold Coast course attracted nine participants, one of whom was updating his accreditation. The other eight participants are still to complete the full course. Both of these courses were conducted by Dave Delpratt.

In Townsville, one Level 1 (Association) Umpire course was conducted by Jim Miller. Eight participants passed.

Dave Delpratt also visited Western Samoa on behalf of Oceania Table Tennis Federation to present an Umpires course, as part of that countries preparations for hosting the Pacific Games in August – September 2007.

Other Activities

Dave Delpratt completed his National Referee accreditation by attending the Australian Youth Championships at Hamilton (Vic.)

Four Queensland International Umpires attended the 2006 Commonwealth Games in Melbourne – Mick McShane, Joe Clifton, Anthony Jeffress, Dave Delpratt.

Mick McShane attended the Australian Senior Championships in Perth as an umpire.

The previous controlling body of officiating in Queensland, the Table Tennis Queensland Umpires League, was disbanded in 2006, and was replaced by a sub-committee of Table Tennis Queensland Inc.

Dave Delpratt
Chairman, TTO Officiating Sub-Committee

COACHING

Level 1 Coaching Syllabus

An updated Level 1 Coaching Syllabus was developed and implemented in association with Table Tennis Australia. An increased number of course tutors will be trained in early 2007.

Courses Conducted

There were three level 1 coaching courses run in 2006:

1. Brisbane were we had 15 persons attend and to date 3 have been approved
2. Townsville were we had 7 persons attend and to date 1 has been approved.
3. Toowoomba were had 6 persons attend and to date none have been approved.

Development Training Camp

A new “State development training camp” to target the coaches and players was developed in 2006 and was held on the 1st weekend of the Easter holidays.

There were 29 junior players and 7 coaches from all over the state in attendance. The players and coaches enjoyed a busy weekend of table tennis, with the highlight for many the visit from Peri Campbell-Innes as our guest speaker fresh from the commonwealth games where she was a Silver Medallist.

State Training Camp

A State Training Camp was run in September 2006 as preparation for the state Junior Team prior to traveling to the Nationals.

Danny Lloyd
State Coaching Co-ordinator

RESULTS

COMMONWEALTH GAMES

Women's Team Event

2 Peri Campbell-Innes

AUSTRALIAN CLOSED

Womens Singles

4 Peri Campbell-Innes

5 Claire Campbell-Innes

AUSTRALIAN YOUTH CHAMPIONSHIPS

Team Events

<u>Event</u>	<u>Place</u>
Under 21 Men	6
Under 21 Women	4

AUSTRALIAN JUNIOR CHAMPIONSHIPS

Team Events

<u>Event</u>	<u>Place</u>
Under 18 Men	4
Under 16 Boys	5
Under 16 Girls	3
Under 14 Boys	4
Under 14 Girls	2

Under 18 Women's Doubles

2 Ashleigh Stevenson
B Le (NSW)

Under 18 Mixed Doubles

2 Ashleigh Stevenson
D Powell (VIC)

Under 16 Girls' Doubles

2 Ashleigh Stevenson
B Le (NSW)
3 Michelle Seckington
Rebecca Seckington

Under 16 Mixed Doubles

3 Ashleigh Stevenson
W Townsend (NSW)

Under 14 Girls' Singles

2 Michelle Seckington
3 Rebecca Seckington

Under 14 Girls' Doubles

2 Kristie Ting
S Chuah (VIC)
3 Michelle Seckington
Rebecca Seckington

Under 14 Mixed Doubles

1 Michelle Seckington
K Townsend (NSW)

AUSTRALIAN VETERANS CHAMPIONSHIPS

Team Events

<u>Event</u>	<u>Place</u>
Over 40 Men	3
Over 40 Women	4
Over 50 Men	2
Over 60 Men	3
Over 70 Men	7
Over 70 Women	4

Over 50 Men's Singles

3 Thomas Samuelsson

Over 50 Men's Doubles

3 Thomas Samuelsson
Tony Webb

Over 50 Mixed Doubles

3 Tony Webb
I Trnka (VIC)

Over 60 Women's Singles

3 Jill Whisson

Over 60 Mixed Doubles

1 Tony Webb
T Ishii (JPN)
2 Werner Borkhardt
J Munn (VIC)

Over 65 Women's Singles

3 Jill Whisson

Over 65 Mixed Doubles

3 Tony Herbert
Jill Whisson

Over 70 Men's Singles

3 Tony Herbert

Over 70 Men's Doubles

2 Tony Herbert
K Sands (NSW)

Over 75 Women's Singles

2 Nuala Redhead

Over 75 Women's Doubles

2 Nuala Redhead
Joyce Woodward

Over 75 Mixed Doubles

3 Nuala Redhead
G Hoff (SA)

Over 80 Mixed Singles

3 Nuala Redhead

QUEENSLAND SENIOR CHAMPIONSHIPS

Mens Singles

1st S. Houston Wyn
2nd A. Shih Wyn
SF C. McKenna Rock
J. Coughlan Rock

Womens Singles

1st C. Campbell-Innes Wyn
2nd I. Weininger Tv
SF K. Da Rin Perette Mky
K. Smith Mky

Mens Doubles

1st A. Shih Wyn
S. Houston Wyn
2nd C. McKenna Rock
J. Coughlan Rock
SF A. Jeffress Bris
P. Easling Bris
G. Lane UQ
R.Hilan Wyn

Womens Doubles

1st I. Weininger Tv
A. Sellwood Tv
2nd C. Campbell-Innes Wyn
N. Redhead Tv
SF K. Smith Mky
R. Dittman Mky
K. Da Rin Perette Mky
A. Payne Bris

Mixed Doubles

1st S. Houston Wyn
C. Campbell-Innes Wyn
2nd P. Jones Tv
I. Weininger Tv
SF J. Coughlan Rock
K. Da Rin Perette Mky
C. McKenna Rock
A. Sellwood Tv

Mens Consolation Singles

1st S. Chan UQ
2nd M. Carter Bris
SF D. Cocks Tv
J. Burke Tv

Womens Consolation Singles

1st H. Cheung Bris
2nd A. Sellwood Tv
SF A. Payne Bris

QUEENSLAND YOUTH CHAMPIONSHIPS

Youth Mens Singles

1st J. Coughlan Rock
2nd S. Headon Rock
SF B. Moorhead Bb
T. Kan UQ

Youth Womens Doubles

1st C. Campbell-Innes Wyn
2nd K. Da Rin Perette Mky
SF H. Pozzan Bb

QUEENSLAND JUNIOR CHAMPIONSHIPS**U18 Boys Singles**

1st	S. Lee Young	Wyn
2nd	B. Moorehead	Bb
SF	P. Bayliss	Bb
	M. Dalrymple	Bb

U18 Girls Singles

1st	K. Wheller	Noosa
2nd	N. Zuchowski	Tv
SF	N. Chodorowski	Bris
	K. Ting	Mky

U18 Boys Doubles

1st	J. Huynh	Wyn
	D. Bui	Wyn
2nd	A. Dinsmore	Toow
	R. Dinsmore	Toow
SF	B. Moorehead	Bb
	P. Bayliss	Bb
	B. McHugh	Bb
	M. Dalrymple	Bb

U18 Girls Doubles

1st	K. Ting	Mky
	N. Zuchowski	Tv
2nd	H. Yu	Noosa
	K. Wheller	Noosa
SF	S. Fitzpatrick	Toow
	N. Chodorowski	Bris
	S. Zuchowski	Tv
	S. Foster	Tv

U18 Mixed Doubles

1st	P. Bayliss	Bb
	K. Ting	Mky
2nd	B. Moorehead	Bb
	S. Zuchowski	Tv
SF	M. Dalrymple	Bb
	H. Pozzan	Bb
	A. Dinsmore	Toow
	K. Wheller	Noosa

U16 Boys Singles

1st	D. Bui	Wyn
2nd	B. McHugh	Bb
SF	M. Wheller	Noo
	A. Irelandes	Mky

U16 Girls Singles

1st	R. Seckington	Wyn
2nd	M. Seckington	Wyn
SF	K. Wheller	Noo
	S. Fitzpatrick	Toow

U16 Boys Doubles

1st	B. Moorehead	Bb
	S. Lee Young	Wyn
2nd	D. Bui	Wyn
	J. Huynh	Wyn
SF	M. Wheller	Noo
	E. Jensen	Toow
	M. Dalrymple	Bb
	B. McHugh	Bb

U16 Girls Doubles

1st	M. Seckington	Wyn
	R. Seckington	Wyn
2nd	K. Wheller	Noo
	H. Yu	Noo
SF	N. Chodorowski	Bris
	S. Fitzpatrick	Toow
	N. Zuchowski	Tv
	K. Ting	Mky

U16 Mixed Doubles

1st	B. Moorehead	Bb
	N. Zuchowski	Tv
2nd	A. Irelandes	Mky
	K. Ting	Mky
SF	R. Dinsmore	Toow
	S. Fitzpatrick	Toow
	S. Lee Young	Wyn
	M. Seckington	Wyn

U14 Boys Singles

1st	S. Lee Young	Wyn
2nd	M. Wheller	Noo
SF	E. Jensen	Toow
	D. Fielding	Tv

U14 Girls Singles

1st	M. Seckington	Wyn
2nd	R. Seckington	Wyn
SF	S. Malkin	Gc
	K. Ting	Mky

U14 Boys Doubles

1st	Y. Li-Fern D. Chow	Bris Bris
2nd	M. Wheller E. Jensen	Noo Toow
SF	L. Du Rietz B. Rodgers J. Yeomans K. Coughlan	Mky Mky Rock Rock

U14 Girls Doubles

1st	M. Seckington R. Seckington	Wyn Wyn
2nd	K. Ting A. Gilmore	Mky Mky
SF	K. Coombs S. Ng E. McHugh S. McDonald	Bris Bris Bb Bb

U14 Mixed Doubles

1st	Y. Li-Fern S. Ng	Bris Bris
2nd	D. Fielding R. Seckington	Tv Wyn
SF	B. Rodgers A. Gilmore L. Du Rietz K. Ting	Mky Mky Mky Mky

U12 Boys Singles

1st	D. Fielding	Tv
2nd	Z. Coughlan	Rock
SF	S. Chuntie L. Blucher	Tv Tv

U12 Girls Singles

1st	M. Seckington	Wyn
2nd	K. Coombs	Bris
SF	S. McDonald P. Hockings	Bb Rock

U12 Boys Doubles

1st	D. Fielding L. Blucher	Tv Tv
2nd	Z. Coughlan S. Chuntie	Rock Tv
SF	I. Kiel D. Brown D. Godstone D. Hockings	Bb Bb Bris Rock

U12 Girls Doubles

1st	S. McDonald P. Hockings	Bb Rock
2nd	M. Seckington E. Symmons	Wyn Tv
SF	C. Galea M. Galea K. Coombs Partner Required?	Mky Mky Bris

U12 Mixed Doubles

1st	D. Fielding M. Seckington	Tv Wyn
2nd	Z. Coughlan P. Hockings	Rock Rock
SF	D. Godstone K. Coombs D. Brown S. McDonald	Bris Bris Bb Bb

QUEENSLAND VETERANS CHAMPIONSHIPS**Over 40 Mens Singles**

1st	P. Jones	Tv
2nd	P. Green	Bris
SF	P. Easling	Bris
	D. Schull	Toow

Over 40 Womens Singles

1st	K. Smith	Mky
2nd	T. Chappell	Bris

Over 40 Mens Doubles

1st	P. Cho	Bris
	A. Valkovic	Bris
2nd	S. Mitchell	Toow
	D. Schull	Toow
SF	P. Green	Bris
	B. Clarke	Bris
	P. Easling	Bris
	P. Jones	Tv

Over 40 Womens Doubles

1st	T. Chappell	Bris
	H. Cheung	Bris
2nd	J. Speers	Toow
	J. Whisson	Toow
SF	L. Fourro	Bb
	J. Yu	Noo
	G. Lawrence	Cns
	S. Choi	Bris

Over 40 Mixed Doubles

1st	P. Green	Bris
	T. Chappell	Bris
2nd	J. Fourro	Bb
	L. Fourro	Bb
SF	B. Paterson	Mky
	K. Smith	Mky
	W. Fleming	Bris
	S. May	Bris

Over 50 Mens Singles

1st	T. Webb	Gc
2nd	T. Denny	Red
SF	D. Schull	Toow
	B. Patterson	Mky

Over 50/60 Womens Singles

1st	H. Cheung	Bris
2nd	J. Whisson	Toow
SF	J. Speers	Toow
	G. Appleboom	Bris

Over 50 Mens Doubles

1st	P. Cheung	Gc
	T. Herbert	Bris
2nd	T. Denny	Red
	M. Jenkins	Bris
SF	P. Uttley	Cns
	L. Hurst	Bris
	A. Drury	Wyn
	W. Borkhardt	Fnc

Over 50 Mixed Doubles

1st	W. Brokhardt	Fnc
	J. Whisson	Toow
2nd	J. Byrne	Bris
	H. Cheung	Bris
SF	P. Uttley	Cns
	J. Speers	Toow
	D. Hope	Bris
	G. Appelboom	Bris

Over 60 Mens Singles

1st	T. Webb	Gc
2nd	A. Drury	Wyn
SF	L. Hurst	Bris
	W. Borkhardt	Fnc

Over 60 Mens Doubles

1st	W. Borkhardt	Fnc
	A. Drury	Wyn
2nd	C. Gradwell	Fnc
	E. Lee	Cns
SF	T. Webb	Gc
	B. Thompson	
	S. Bierzynski	Gc
	B. Baker	

Over 65 Mens Singles

1st	F. Maskell	Wyn
2nd	L. Hurst	Bris
SF	G. Simes	Fnc
	D. Hope	Bris

Over 65/70 Womens Singles

1st	I. Kemp	Bris
2nd	J. Woodward	Bris
SF	A. Simes	Fnc

Over 65 Mens Doubles

1st	L. Hurst	Bris
	F. Maskell	Wyn
2nd	K. Menge	Bris
	D. Hope	Bris
SF	J. Armstrong	Fnc
	G. Simes	Fnc
	C. Germain	Bb
	N. Newitt	Bb

Over 70 Mens Singles

1st	F. Maskell	Wyn
2nd	T. Herbert	Bris
SF	M. McShane	Bris

Over 70 Mens Doubles

1st	T. Herbert	Bris
	M. McShane	Bris
2nd	J. Armstrong	Fnc
	G. Simes	Fnc
SF	C. Germain	Bb
	B. Cuskelly	Bb
	D. Penlington	Gc
	B. Thompson	Gc

STATE TEAMS

AUSTRALIAN SENIOR CHAMPIONSHIPS

Men

Damon Clarke
Paul Jones
Colin McKenna
Andy Shih

Women

Claire Campbell-Innes
Peri Campbell-Innes

AUSTRALIAN YOUTH CHAMPIONSHIPS

U21 Men

Dane Coughlin
Scott Headon
Martin Mallon

U21 Women

Michelle Seckington
Rebecca Seckington
Ashleigh Stevenson

AUSTRALIAN JUNIOR CHAMPIONSHIPS

U18 Men

Peter Bayliss
Joel Coughlan
Adrian Dinsmore
Martin Mallon

U18 Women

Michelle Seckington
Rebecca Seckington
Ashleigh Stevenson

U16 Boys

Michael Dalrymple
Adam Irelandes
Benjamin McHugh
Billy Moorhead

U16 Girls

Ashleigh Stevenson
Kimberley Wheller
Nina Zuchowski

U14 Boys

David Fielding
Ellis Jensen
Mitchell Wheller
Li-fern Yeo

U14 Girls

Michelle Seckington
Rebecca Seckington
Kristie Ting

AUSTRALIAN VETERANS CHAMPIONSHIPS

Over 40 Men

Peter Easling
Paul Jones
Anthony Valkovic
Max Wellington

Over 40 Women

Kerry Boulter (NPC)
Therese Chappell
Yuet-ha Cheung
Andrea McDonnell
Karen Smith

Over 50 Men

Peter Anderson
Paul Cheung
Thomas Samuelsson
John Sherriff

Over 60 Men

Werner Borkhardt
Allen Drury
Tony Herbert
Tony Webb

Over 70 Men

Jim Armstrong
Tom Ducker
Colin Germain
Geoffrey Simes

Over 70 Women

Nuala Redhead
Joyce Woodward

RANKINGS

QUEENSLAND RANKINGS 2006

Men

1	Colin Mckenna	(Ro)
2	Andy Shih	(Wy)
3	Damon Clarke	(Ro)
4	Joel Coughlan	(Ro)
5	Paul Jones	(Tv)
6	Max Wellington	(Tv)
7	Anthony Jeffress	(Br)
8	Jesse Knight	(Br)
9	Peter Easling	(Br)
10	Gavin Lane	(UQ)

Women

1	Peri Campbell-Innes	(Wy)
2	Clare Campbell-Innes	(Wy)
3	Ivett Weininger	(To)
4	Ikue Maeda	(Wy)
5	Ha Cheung	(Br)
6	Pam Clarke	(Ro)

Under 21 Men

1	Andy Shih	(Wy)
2	Joel Coughlan	(Ro)
3	Lukas Kozak	(GC)
4	Martin Mallon	(Wy)
5	Adem Dervish Ali	(GC)
6	Adrian Dinsmore	(To)

Under 21 Women

1	Clare Campbell-Innes	(Wy)
2	Kesha Da Rin Parette	(Mk)
3	Ashleigh Stevenson	(Wy)
4	Kimberly Wheller	(No)
5	Michelle Seckington	(Wy)
6	Rebecca Seckington	(Wy)

Under 18 Boys

1	Martin Mallon	(Wy)
2	Joel Coughlan	(Ro)
3	Sean Lee Young	(Wy)
4	Billy Moorhead	(Bb)
5	Michael Dalrymple	(Bb)
6	Peter Bayliss	(Bb)
7	Adrian Dinsmore	(To)
8	Adam Irelandes	(Mk)
9	Daniel Bui	(Wy)
10	Jimmy Huynh	(Wy)

Under 16 Boys

1	Billy Moorhead	(Bb)
2	Michael Dalrymple	(Bb)
3	Sean Lee Young	(Wy)
4	Adam Irelandes	(Mk)
5	Daniel Bui	(Wy)
6	Carl Blucher	(Tv)
7	Mitchell Wheller	(No)
8	Ben McHugh	(Bb)
9	Jimmy Huynh	(Wy)
10	Robbie Dinsmore	(To)

Under 14 Boys

1	Sean Lee Young	(Wy)
2	Mitchell Wheller	(No)
3	David Fielding	(Tv)
4	Li Fern Yeo	(Br)
5	Ellis Jensen	(To)
6	Christian McDonald	(Bb)
7	Damien Chow	(Br)
8	Joseph Yeomans	(Ro)
9	Jordan Hawkes	(To)
10	James Humphreys	(Bb)

Under 12 Boys

1	David Fielding	(Tv)
2	Luke Blucher	(Tv)
3	Zach Coughlan	(Ro)
4	Sean Chun Tie	(Tv)
5	Danny Godstone	(Br)
6	Ignacio Keil	(Bb)
7	Jaie Ennis	(Mk)
8	Doug Brown	(Bb)
9	Bellamy Wirth	(Mk)
10	Jordan Gilmore	(Mk)

Under 18 Girls

1	Ashleigh Stevenson	(Wy)
2	Kimberley Wheller	(No)
3	Nina Zuchowski	(Tv)
4	Natalie Chodorowski	(Br)
5	Kristie Ting	(Mk)
6	Sarah Fitzpatrick	(To)
7	Heidi Yu	(No)
8	Heidi Pozzan	(Bb)

Under 16 Girls

1	Ashleigh Stevenson	(Wy)
2	Rebecca Seckington	(Wy)
3	Michelle Seckington	(Wy)
4	Kimberley Wheller	(No)
5	Nina Zuchowski	(Tv)
6	Kristie Ting	(Mk)
7	Natalie Chodorowski	(Br)
8	Sarah Fitzpatrick	(To)
9	Heidi Yu	(No)
10	Heidi Pozzan	(Bb)

Under 14 Girls

1	Michelle Seckington	(Wy)
2	Rebecca Seckington	(Wy)
3	Kristie Ting	(Mk)
4	Sophie Malkin	(GC)
5	Kayla Coombs	(Br)
6	Paula Hockings	(Ro)
7	Susan McDonald	(Bb)
8	Erin McHugh	(Bb)

Under 12 Girls

1	Michelle Seckington	(Wy)
2	Kayla Coombs	(Br)
3	Paula Hockings	(Ro)
4	Susan McDonald	(Bb)
5	Camilla Galea	(Mk)
6	Mikaela Green	(Mk)

Over 40 Men

1	Max Wellington	(Tv)
2	Paul Jones	(Tv)
3	Thomas Samuelsson	(Wy)
4	Paul Green	(Br)
5	Tony Webb	(GC)
6	Danny Schull	(To)
7	Anthony Valkovic	(Br)
8	Peter Easling	(Br)
9	Paul Cheung	(GC)
10	Peter Andersen	(LB)

Over 50 Men

1	Thomas Samuelsson	(Wy)
2	Tony Webb	(GC)
3	Paul Cheung	(GC)
4	Danny Schull	(To)
5	Peter Andersen	(LB)
6	Werner Borkhardt	(FNC)
7	Allen Drury	(Wy)
8	Terry Denny	(Rd)
9	John Sherriff	(Tv)
10	Paul Uttley	(Ca)

Over 60 Men

1	Tony Webb	(GC)
2	Werner Borkhardt	(FNC)
3	Allen Drury	(Wy)
4	Lionel Hurst	(Br)
5	Tony Herbert	(Br)
6	Mike Jenkins	(Br)
7	Colin Gradwell	(FNC)
8	Eddie Lee	(Ca)
9	Kenneth Hay	(SC)
10	John Byrne	(Br)

Over 70 Men

1	Tony Herbert	(Br)
2	Frank Maskell	(Wy)
3	Geoffrey Simes	(FNC)
4	Jim Armstrong	(FNC)
5	Colin Germain	(Bb)
6	Tom Ducker	(FNC)

Over 40 Women

1	Andrea McDonnell	(LB)
2	Karen Smith	(Mk)
3	Pam Clarke	(Ro)
4	Terese Chappell	(Br)
5	Yuet-Ha Cheung	(Br)
6	Jill Whisson	(To)
7	Lorraine Fourro	(Bb)
8	Ann Sellwood	(Tv)
9	Gillian Lawrence	(Ca)

Over 50 Women

1	Pam Clarke	(Ro)
2	Yuet Ha Cheung	(Br)
3	Jill Whisson	(To)
4	Jackie Speers	(To)
5	Coral Morgan	(Mk)

Over 60 Women

1	Jill Whisson	(To)
2	Jackie Speers	(To)
3	Coral Morgan	(Mk)
4	Nuala Redhead	(Tv)
5	Joyce Woodward	(Br)
6	Anne Simes	(FNC)

Over 70 Women

1	Nuala Redhead	(Tv)
2	Joyce Woodward	(Br)

AUSTRALIAN RANKINGS 2006

Open Men

1	William Henzell	SA
2	Simon Gerada	VIC
3	Kiet Tran	NSW
4	George Tang	NSW
5	Kyle Davis	VIC
6	Chamara Fernando	VIC
7	Scott Houston	SA
8	Robert Frank	VIC
9	Alex Swanson	SA
10	Sharad Pandit	SA

Under 21 Men

1	Trent Carter	VIC
2	Robert Frank	VIC
3	Kyle Davis	VIC
4	Wade Townsend	NSW
5	Daryn Lu	NSW
6	Kane Townsend	NSW
7	Resul Akkurt	VIC
8	Roy Abbas	SA
9	Edwin Cotter	VIC
10	Shyam Dhupelia	VIC

Under 18 Boys

1	Kyle Davis	VIC
2	Robert Frank	VIC
3	Trent Carter	VIC
4	Wade Townsend	NSW
5	Edwin Cotter	VIC
6	Keith Wong	NSW
7	David Powell	VIC
8	Shyam Dhupelia	VIC
9	Martin Mallon	QLD
10	Chris Kwok	NSW

Under 16 Boys

1	Robert Frank	VIC
2	David Powell	VIC
3	Wade Townsend	NSW
4	David Nguyen	VIC
5	Kane Townsend	NSW
6	Buntha Ung	VIC
7	Duy Nguyen	SA
8	Keyman Liang	SA
9	Johnny Lo	SA
10	Jesse Bricknell	VIC

Under 14 Boys

1	Kane Townsend	NSW
2	Tim Nguyen	VIC
3	Jesse Bricknell	VIC
4	Tony Liu	VIC
5	Edward Anderson-Higginson	VIC
6	Heming Hu	VIC
7	Viet Bui	SA
8	Bryce Bronstein	VIC
9	Brian Tran	NSW
10	Brendan Lim	WA

Open Women

1	Stephanie Sang	VIC
2	Miao Miao	VIC
3	May Cho	SA
4	Jian Fang Lay	VIC
5	Peri Campbell-Innes	QLD
6	Claire Campbell-Innes	QLD
7	Si Si Zhang	NSW
8	Ann-Marie Jolley	SA
9	Kerry Bungy	SA
10	Rebecca Sparkes	WA

Under 21 Women

1	Stephanie Sang	VIC
2	Claire Campbell-Innes	QLD
3	Si Si Zhang	NSW
4	Michelle Beaumont	NSW
5	Michelle Hodgson	SA
6	Melissa Tapper	VIC
7	Ashleigh Stevenson	QLD
8	Linda Jolley	SA
9	Cassandra Ng	VIC
10	Belinda Le	NSW

Under 18 Girls

1	Melissa Tapper	VIC
2	Nicole Low	WA
3	Michelle Carpenter	VIC
4	Annie Xiao	VIC
5	Cassandra Ng	VIC
6	Ashleigh Stevenson	QLD
7	Belinda Le	NSW
8	Anna Nguyen	NSW
9	Carly Maas	VIC
10	Alison Facey	VIC

Under 16 Girls

1	Melissa Tapper	VIC
2	Cassandra Ng	VIC
3	Annie Xiao	VIC
4	Belinda Le	NSW
5	Ashleigh Stevenson	QLD
6	Nichole Low	WA
7	Michelle Seckington	QLD
8	Callain Howarth	NSW
9	Kimberly Wheller	QLD
10	Madeline Wong	NSW

Under 14 Girls

1	Lily Phan	VIC
2	Michelle Seckington	QLD
3	Simone Chuah	VIC
4	Rebecca Seckington	QLD
5	Jennifer Fang	VIC
6	Sarah Jeavons	SA
7	Phuong Nguyen	SA
8	Kristie Ting	QLD
9	Vy Bui	SA
10	Patricia Tu	VIC